



LIMPOPO

PROVINCIAL GOVERNMENT
REPUBLIC OF SOUTH AFRICA

DEPARTMENT OF
CO-OPERATIVE GOVERNANCE,
HUMAN SETTLEMENTS AND TRADITIONAL AFFAIRS

2025/2026 Annual Performance Plan



Table of Contents

Executive Authority Statement	1
Accounting Officer's Statement	3
Part A: Our mandate	9
1. Updates to the relevant legislative and policy mandates.....	9
2. Updates to institutional policies and strategies.....	9
3. Updates to relevant court rulings	9
Part B: Our strategic focus	10
1. Situational analysis	10
1.1. External environment analysis	10
1.2. Internal environment analysis	15
Part C: Measuring our performance.....	19
1. Institutional programme performance information	21
1.1. (A) Programme: Administration.....	21
2. Corporate Services Outcomes, outputs, performance indicators, and target.....	21
3. Corporate Services Output indicators: Annual and Quarterly targets.....	23
4. Explanation of planned performance over the medium-term period.....	24
4. Programme resource considerations	25
1.1. (B) Programme: Financial Management Services	28
2. Financial Management Services Outcomes, outputs, performance indicators, and target	28
3. Financial Management Services Output indicators: Annual and Quarterly targets	29
4. Explanation of planned performance over the medium-term period.....	29
1.1. (C) Programme: Human Settlements.....	33
2. Human Settlements Outcomes, outputs, performance indicators and target	33
3. Human Settlements Output indicators: Annual and Quarterly targets	37
4. Explanation of planned performance over the medium-term period.....	40

5. Programme resource considerations	42
1.1. (D) Programme: Cooperative Governance Performance Information	45
2. Cooperative Governance Outcomes, outputs, performance indicators, and target	45
3. Cooperative Governance Output indicators: Annual and Quarterly targets	50
4. Explanation of planned performance over the medium-term period.....	54
5. Programme resource considerations	56
1.1. (E) Programme: Traditional Institution Development.....	58
2. Traditional Institution Development Outcomes, outputs, performance indicators and target	58
2. Traditional Institution Development Output indicators: Annual and Quarterly targets.....	60
4. Explanation of planned performance over the medium-term period.....	61
5. Programme resource considerations	63
6. Updated key risks and mitigation from the SP	65
7. Public entities	66
8. Infrastructure Projects	67
9. Public-Private Partnerships (PPPs)	149
Part D: Technical indicator descriptions (TIDs).....	150
Annexures to the Annual Performance Plan.....	202
Annexure A: Amendments to the Strategic Plan.....	202
Annexure B: Conditional grants	202
Annexure C: Consolidated indicators.....	202
Annexure D: District Development Model	203

Executive Authority Statement



The dawn of the 7th Administration marks a pivotal moment in our collective journey to build a South Africa defined by equity, dignity, and shared prosperity. Guided by the mandate of the people, we reaffirm our commitment to fostering unity across all sectors of society to confront the triple challenges of poverty, inequality, and unemployment. As the Department of Cooperative Governance, Human Settlements, and Traditional Affairs, we embrace our constitutional obligation to drive transformative change through collaborative governance, sustainable human settlements, and the empowerment of traditional institutions.

Cooperative Governance: Building Resilient Municipalities

Our municipalities are the bedrock of service delivery and local development. Yet, systemic challenges—financial instability, infrastructure backlogs, and governance gaps—demand urgent, differentiated support. In line with Section 154 of the Constitution, we will prioritize capacity-building, audit compliance, and operational efficiency to restore public trust. Through the District Development Model (DDM), we will institutionalize integrated planning, ensuring that catalytic projects in the district “One Plan” unlock economic opportunities and improve service delivery. We remain steadfast in our resolve to stabilize local governance, combat corruption, and empower communities through functional ward committees and disaster-resilient systems.

In their quest to contribute to the fight against load reduction, municipalities will integrate solar power into their energy needs, reducing reliance on the national grid and generating additional revenue streams. Solar power will also be assessed in the provision of low-cost housing as part of the strategic intent to support overall resource management. These initiatives will not only enhance energy resilience but also support local economic development.

Integrated Sustainable Human Settlements: Dignity through Housing and Spatial Justice

The right to adequate housing remains central to our mission. Significant progress has been recorded in this sector as illustrated by Census 2022. Over the next five years, we will accelerate the delivery of 20,000 housing units through various programs and 10,000 title deeds, prioritizing women, youth, and persons with disabilities. Our focus extends beyond bricks and mortar: we are committed to spatial transformation through Priority Housing Development Areas (PHDAs), ensuring well-located, climate-resilient communities with access to economic hubs. Informal settlement upgrades under the UISP will transition households from vulnerability to security, while partnerships with the Housing Development Agency (HDA) will fast-track land acquisition and bulk infrastructure. We call on contractors, developers, and communities to join us in rejecting delays and malpractices, ensuring every rand spent translates into a lasting impact in our communities.

Traditional Affairs: Harnessing Heritage for Development


The institution of Traditional Leadership is a cornerstone of social cohesion and cultural preservation. We will strengthen Traditional Councils through capacity-building, digitized dispute-resolution mechanisms, and infrastructure support, including the construction of 25 prioritised council offices. By aligning royal governance with the Customary Initiation Act and anti-GBVF campaigns, we safeguard vulnerable groups while preserving heritage. Together with traditional leaders, we will champion community-driven economic initiatives, ensuring their role in land reform, climate adaptation, and local governance is both recognized and resourced.

The province has successfully concluded the constitution and reconstitution of the Traditional Councils to ascertain their legal status, ensuring their effective functioning and alignment with developmental goals.

A Capable, Ethical State

Underpinning all efforts is our commitment to a professionalized public service. Through digital transformation, stringent consequence management, and targeted recruitment—50% women, 30% youth, and 5% persons with disabilities—we will build a department mirroring the diversity of Limpopo. The implementation of a Clean Audit Strategy and ICT modernization will enhance transparency, while the DDM's intergovernmental frameworks ensure accountability across spheres.

As we embark on this five-year journey, let us draw inspiration from Limpopo's resilience and rich heritage. The challenges are profound, but so too is our resolve. Through unity, innovation, and unwavering ethical leadership, we will deliver integrated services that uplift every household, municipality, and traditional community. I am confident that Team CoGHSTA, alongside our partners, will reclaim its legacy of excellence—transforming plans into tangible progress for all.



Makamu R.B, MPL

Executive Authority of the Department of Cooperative Governance, Human Settlements and Traditional Affairs



Accounting Officer's Statement

The departmental Strategic Plan 2025–2030 and Annual Performance Plan (APP) for the 2025/26 financial year are drafted on the backdrop of progress towards achievement of the objectives outlined in the National Development Plan, Medium Term Development Plan, and Limpopo Development Plan priorities. It is worth noting that the last five years have been challenging due to the unprecedented pandemic during 2020 as the 6th administration gained momentum.

Together with the CoGHSTA Team, stakeholders, and oversight bodies, the focus is on contributing to a resilient, vibrant, and prosperous province inspired by its diverse and creative people and the environment. This is to contribute to development outcomes and focus on an economic plan to address existing socio-economic challenges of the next Medium-Term Development Plan (MTDP). As a department, priorities have been set within our sectors, namely; Human Settlements, Cooperative Governance, and Traditional Affairs to which everyone in the department is focused. The priorities are aimed at leveraging the population profile of the province and the success recorded so far, notwithstanding the constraints that exist at the macro and micro levels.

It is important to indicate that, the department is central to the coordination of services that improve the living conditions of Limpopo citizenry. Given these mandates, the department's responsibility is to contribute to the development of communities by ensuring integrated sustainable human settlements through effective cooperative governance. This will be achieved by being an effective agent of change that delivers quality services to citizens of Limpopo through: Promoting developmental local government and Supporting institutions of Traditional Leadership, Ensuring collaboration with public and private institutions on the development and development of integrated sustainable human settlements.

In the past 30 years, the department has made strides in the provision of adequate shelter by providing housing subsidies, contributing to spatial transformation, and complementing basic service infrastructure at local government. While it is true that the government has expanded access to basic services to more households, backlogs remain high, and uneven quality of service persists. Limpopo has 38.8% of households with no access to piped water inside their yards. A further 18.3% have access to communal taps and these households need to be connected within their yards. This affects the transformation agenda and progressive development across industries that the department has a direct interest in improving. Water

and electricity as development resources are imperative to realise the strategic agenda of inclusive growth across sectors. Interventions in this regard will contribute significantly to socio-economic development. To this end, the province is currently developing a 5-year Provincial Water and Sanitation Intervention Plan for projects to be implemented by Water Service Authorities (WSAs) and other role-players within the value chain. This plan will also focus on improving Blue and Green Drop statuses by among others, ensuring that operations and maintenance of water and sanitation infrastructure is improved.

The department has an obligation to ensure that municipalities are capacitated to deliver on their mandates, monitored and evaluated, as well as providing hands-on support. Support to municipalities is mainly focused on development planning, municipal infrastructure development, democratic governance, and disaster management.

After the 2021 Local Government elections, municipalities have been fairly stable in governance except Thabazimbi, resulting in the invocation of Section 139(1)(c) by the Provincial Executive Committee (EXCO) and the election of a new municipal council. On a positive note, there is overall stability in municipalities. Additionally, it is also worth noting the improvement of audit outcomes over the years, although the road is still long. These milestones are appreciated as they reflect that governance in municipalities is on a positive trajectory. One of the strategies to be implemented in this administration is to improve the coordination of support to municipalities and leverage on Community Development Programme as another mode of service delivery that promotes integration.

The Minister of COGTA has issued Regulations Framing the Institutionalization of the DDM in terms of Section 47(1)(b) of Intergovernmental Relations Framework Act, 2005 (Regulations 50645)". The regulations came into operation on 10 May 2024 intending to provide an intergovernmental & operational guide for the coordination of Local Intergovernmental Priorities in the context of DDM, through a set of IGR forums and the One Plans as part of the institutionalization of the DDM. To realise the ethos of the regulations, all departments and municipalities must prioritise and implement catalytic projects as identified in the One Plans.

The intensity of disasters has increased, requiring the Province and Municipalities to build capacity to mitigate and respond to disasters. This requires all stakeholders to work together to prevent disasters and to further respond on time. Traditional leaders and Municipalities must strengthen land use management and ensure that households are not located on riverbanks or areas that are prone to floods. Furthermore, municipalities must

mainstream disaster risk reduction in planning, development, and infrastructure provisioning processes. It is important to acknowledge and appreciate various private sector partners, NPOs, and civil society that continue to offer relief to households during disasters. A provincial disaster management plan review will also be completed in the 2025/26 financial year to better plan and respond to the current climatic changes and eventualities while ensuring resilience among communities.

Through the Human Settlements Programme, our mandate is to ensure the provision of housing development, access to adequate accommodation in relevant well-located areas, access to basic services, and access to social infrastructure and economic opportunities. During 2020-2025 again, the pace of delivery of housing did not match the demand and need for housing in the province. To reduce the housing backlog, over 42,000 housing opportunities have been delivered against the target of 39 884. At the same time, the department has adopted the 5-year communication plan that is centered on improving public understanding of CoGHSTA's mandate, enhancing stakeholder engagement, promoting effective internal communication, and increasing awareness of departmental initiatives. The plan provides a path for the department to engage Limpopo citizens to realize the Department's vision.

The social and rental housing programme is expected to progress at Tshikota Community Residential Units in Makhado municipality and Talana Community Residential Units in Greater Tzaneen municipality. The importance of this programme is to ensure that the province diversifies its housing portfolio and responds to affordability. In addition, social facilities programme such as community halls and sports facilities will commence earnestly in the current cycle to contribute mainly to liveable neighborhoods and contribute to total transformation.

Installation of internal services in informal settlements is implemented through the Informal Settlements Upgrading Partnership Programme and priority is also given to mining towns in this regard. As part of improving planning, the department completed the planning, design, and preparation of tender documentation to ensure a pipeline of multi-year bulk infrastructure projects. This approach assists in ensuring timeous delivery of projects and improve access to water in various settlements.

Overall focus on planning, collaboration with stakeholders, and timeous decision-making has led to improved performance. It serves as a narrative of the recovery journey and sets the stage for future progress and development. The province will continue to prioritise other sector priorities namely asbestos removal, eradication of mud-hoses, and completion of blocked housing projects within the available resources.

Traditional Leaders continue to play a major role in the development and growth of communities in the province. Traditional Councils are provided with administrative support that includes payment of salaries,

provision of tools of trade, furniture, and conducting workshops for traditional surgeons and protocol. Investigative Committees are being established by the Premier in accordance with the provisions of the Traditional and Khoisan Leadership Act (TKLA) to deal with leadership disputes. Our main concern is the increased contingent liabilities due to the increase in leadership disputes. Traditional Leadership disputes continue to increase in royal families and some instances lead to litigation where the government is required to act, this increases the risk of contingency cost as a result.

The province has recorded deaths of initiates during initiation seasons, however at a lesser degree even in the face of the increased number of initiates due to Covid-19 interruptions. This illustrates the high-quality management of initiation schools, mainly through fortified relations with relevant partners. Credit is given to the Provincial Initiation Co-ordinating Committee (PICC) and the cooperation of key role players (SAPS and Departments of Health and Social Development) that continue to support the registered schools in accordance with applicable legislation.

On prevention and restoration of the social fabric, the Limpopo Provincial House of Traditional Leadership partnered with various interested organisations, SAPS, SALGA, SANTACO, and NACOSA to implement Anti GBVF Intervention/campaigns in communities.

The reviewed organisational structure as approved by the Executing Authority in 2021 is geared towards maximizing available resources and realigning the mandate of the department. In this period an assessment will be undertaken to review its effectiveness in responding to the departmental functions. Slow economic growth which undoubtedly has an undesired effect on development initiatives to improve the lives of most South Africans is still persistent. On a positive note, the Department partnered with the Department of Public Service Administration (DPSA) on a business modernization process project, with the implementation of prioritized functional areas in 2024/2025 onwards.

The internal Control unit is fully functional with commencing personnel appointed and will be completed incrementally and there is also stability in management to enable the functionality of the organisation.

It is through this strategic focus of the department that developmental goals will be achieved as envisaged. The machinery was synthesized to ensure contribution to government priorities. It is my firm belief that the support we receive from our stakeholders and oversight bodies will keep us in check to ensure accountability and focus.

A handwritten signature in black ink, consisting of a large, stylized 'M' with a vertical line through it, and a horizontal line below it.

Malahlela M. M. (Dr)

Accounting Officer

Department of Cooperative Governance, Human Settlements and Traditional Affairs

Official Sign-Off It is hereby certified that this Annual Performance Plan:

Was developed by the management of the Department of Cooperative Governance, Human Settlements and Traditional Affairs under the guidance of Makamu R.B, MPL

Takes into account all relevant policies, legislation, and other mandates for which the Department of Cooperative Governance, Human Settlements, and Traditional Affairs is responsible

Accurately reflects the outcomes and outputs which the Department of Cooperative Governance, Human Settlements and Traditional Affairs will endeavour to achieve over the period 2025/2026.


Signature:  _____
Seriana Kgoahla: Corporate Services and Head official responsible for Planning

Signature:  _____
Paul Mohlala: Cooperative Governance

Signature:  _____
Norman Mariba: Traditional Affairs

Signature:  _____
Ivy Makamu: Human Settlements

Signature:  _____
Thomas Mkansi: Chief Financial Officer

Signature:  _____
Dr Modjadji Malahlela: Accounting Officer

Approved by:  _____
Signature: _____
Makamu R.B, MPL: Executive Authority

Part A: Our mandate

1. Updates to the relevant legislative and policy mandates

Refer to the Strategic Plan 2025-2030.

2. Updates to institutional policies and strategies

Refer to the Strategic Plan 2025-2030.

3. Updates to relevant court rulings

None

Part B: Our strategic focus

1. Situational analysis

1.1. External environment analysis

Limpopo, a vast and sparsely populated province in South Africa, presents a complex tapestry of challenges and opportunities. Its low population density, averaging around 43 people per square kilometer, masks a significant unevenness. While vast rural areas, where many engage in subsistence farming, contribute to this low density, pockets of higher density exist around urban centers like Polokwane and areas with economic activity, such as mining and commercial agriculture. This uneven distribution is further complicated by increasing urbanization, with cities growing and attracting more residents. However, this demographic picture must be viewed in the context of significant socioeconomic challenges. Poverty remains high, inequality persists, and unemployment, particularly among youth, is a major concern. These challenges are deeply intertwined with infrastructure deficits, creating a pronounced rural-urban divide where access to basic services is often limited.

Limpopo Province reveals a complex and disconcerting socio-economic landscape within the broader framework of South Africa. While the nation as a whole has experienced uncertain improvements in employment, Limpopo is an anomaly, facing a deteriorating unemployment rate that reached 32.6% in the last quarter of 2024 (StatSA). This stands in stark contrast to the national trend of declining unemployment and highlights the province's unique economic challenges. The persistent unemployment, particularly among the youth, emphasizes the urgent need for targeted interventions to foster job creation and drive economic growth in Limpopo. Furthermore, the province grapples with high poverty levels and significant income inequality, which contribute to a widening gap between the affluent and the impoverished. These factors perpetuate a cycle of disadvantage, hindering social mobility and adversely affecting overall well-being and development progression.

Despite confronting significant economic challenges, Limpopo is witnessing some encouraging trends. Information extracted from StatSA reveals that between 2011 and 2022, there has been a marked decline in the number of child-headed households, reflecting potential improvements in child welfare and family dynamics. While the proportion of these households remains higher than the national average, it has decreased across all districts.

Alongside this demographic shift, there have been notable enhancements in access to basic services. Many households are now benefiting from improved access to formal housing, drinking water, sanitation, and electricity. These advancements indicate progress in living conditions and infrastructure development, even though challenges continue to exist. For example, despite the increase in electricity access, load shedding forces many households to rely on alternative energy sources, such as open fires, which can have detrimental effects on health and the environment.

The digital landscape in Limpopo is undergoing significant transformation. Access to mobile phones and the internet has surged, creating valuable opportunities for communication, information access, and economic participation. However, this digital progress is occurring alongside a decline in traditional services, such as physical mail delivery, which underscores a shift in communication practices.

Furthermore, although national access to medical aid has seen a slight decrease, Limpopo has the lowest coverage rate in the country, highlighting substantial challenges in healthcare access for a considerable segment of the population. Social grants continue to serve as a vital safety net, with many households, particularly in poorer provinces like Limpopo, relying on them. This reliance emphasizes the ongoing necessity for social support programs to combat poverty and vulnerability.


Despite advancements in certain areas, a notable proportion of households' report feeling less happy than they did ten years ago (StatSA). This suggests that although access to services and infrastructure has improved, other factors, such as economic hardship and inequality, may be adversely affecting overall well-being and life satisfaction. The intricate interplay of these socio-economic factors paints a complex picture of a province characterized by both challenges and opportunities.

Within this context, the province faces a critical need for improved housing and infrastructure. While housing provision shows some positive trends, underserved markets remain, and informal settlements continue to grow, often lacking essential infrastructure like water and sanitation. These informal settlements not only create poor living conditions but also contribute to social exclusion and hinder economic development. Addressing the housing backlog requires a multifaceted approach, encompassing affordable housing construction, infrastructure investment, sustainable urban planning, and, crucially, community participation.


In addressing the challenges related to housing and infrastructure, the department will undertake a comprehensive review of existing policies to identify gaps and inconsistencies. It will develop and implement new policies that emphasise sustainable urban planning, promote community participation, and facilitate the development of affordable housing. These initiatives aim to streamline bureaucratic processes, reduce red tape, and expedite the approval and implementation of housing projects. Additionally, the department will enhance systematic insights by establishing a robust data collection and monitoring system to effectively track housing needs, infrastructure deficiencies, and project progress. Regular assessments of informal settlements will be conducted to identify their specific requirements and inform the development of targeted interventions.

Local government performance is also a critical factor. The AGSA municipal audit report has pointed out that many municipalities in Limpopo grapple with financial challenges, including revenue shortfalls, debt burdens, and inefficient revenue collection systems. Unauthorized, irregular, fruitless, and wasteful expenditure, coupled with potential corruption and mismanagement, further strains already tight budgets. These financial difficulties directly impact their ability to deliver essential services, including water, sanitation, and waste management, exacerbating the challenges faced by residents. Improving financial management through increased revenue generation, cost reduction, debt management, and strengthened financial systems is crucial. Effective coordination and collaboration among government entities are also vital for successful service delivery.

The consolidated general report on local government audit outcomes 2022-2023 by the auditor general states that Poor financial management remained prevalent. The table below represents the audit outcomes in municipalities:

Outcomes	Clean (unqualified with no findings) (02)	Unqualified (14)	Qualified (10)	Adverse/Disclaimer (01)
Improved  (04)	From Unqualified with finding to clean audit Capricorn DM Waterberg DM	From Qualified to Unqualified Mogalakwena LM	From Adverse to Qualified Modimolle-Mookgophong LM	

Outcomes	Clean (unqualified with no findings) (02)	Unqualified (14)	Qualified (10)	Adverse/Disclaimer (01)
Unchanged (19) 		Lepelle-Nkumpi LM Polokwane LM Maruleng LM Molemole LM Greater Letaba LM Greater Tzaneen LM Greater Giyani LM Makhuduthamaga LM Musina LM Makhado LM Ephraim Mogale LM FetakgomoTubatse LM Lephallale LM	Blouberg LM Ba-Phalaborwa LM Bela-Bela LM Mopani DM Sekhukhune DM Vhembe DM	
Regressed (04)			From Unqualified Collins Chabane LM	From Qualified to Disclaimer Thabazimbi LM

Outcomes	Clean (unqualified with no findings) (02)	Unqualified (14)	Qualified (10)	Adverse/Disclaimer (01)
			Thulamela LM Elias Motsoaledi LM	

Municipalities lost revenue because they were not billing and collecting revenue, and due to water and electricity losses as a result of infrastructure neglect. They were also not careful with their spending practices. The main reasons for the continuing financial losses and waste were poor payment practices, uncompetitive and uneconomical procurement practices, limited value and benefit received for money spent, and weaknesses in project management. Unfunded budgets and high unauthorised expenditures clearly show the weaknesses in financial planning. As a result, the financial health of municipalities remains weak. Poorly managed local government finances directly affect municipalities' ability to deliver the promised services to their communities and place further pressure on the already constrained public purse.

In addressing the challenges, the municipalities should ensure that communities are at the centre of government strategies for improving livelihoods as part of the developmental approach. Proper planning, budgeting, filling of vacant posts on time, consultation, and compliance with legislation are crucial in realizing the trajectory of the government's developmental approach. The departmental oversight activities are therefore imperative to ensure improved turnaround strategies are implemented timeously to restore institutional sustainability of municipalities. The province will continue to support the Integrated Urban Development Forum (IUDF) as a national policy. In terms of the IUDF, 10 municipalities out of 39 intermediate city municipalities countrywide have been classified for support as intermediate city municipalities. The 10 intermediate city municipalities are Polokwane, Fetakgomo Tubatse, Thulamela, Makhado, Ba Phalaborwa, Greater Tzaneen, Greater Giyani, Lephalale, and Mogalakwena) province.

Finally, Traditional Affairs play a significant role in Limpopo's social fabric. Traditional leaders continue to hold influence within many communities, and preserving cultural heritage is important. However, this must be balanced with traditional institutions' evolving roles and authority in a modern

context. All of these factors—population density variations, socioeconomic disparities, infrastructure deficits, local government financial struggles, and the role of traditional affairs—must be considered holistically to promote good governance, sustainable development, and social cohesion within Limpopo. The Department must navigate these complex, interconnected issues to effectively fulfill its mandate and improve Limpopo's residents' lives.

1.2. Internal environment analysis

The Department, a key player in Limpopo's local governance, development, and social cohesion, faces a complex web of interconnected challenges that hinder its operational efficiency and effectiveness. A root cause analysis reveals a workforce operating below its potential due to skill and competency gaps, insufficient access to tools and resources, and training programs misaligned with actual job requirements. Budgetary constraints exacerbate these issues, with a tendency to prioritize short-term needs over long-term strategic investments in workforce development and operational resources. A key missing piece is a clear strategic focus on workforce development as a driver of efficiency and effectiveness, leading to a lack of comprehensive needs assessments and a reactive, rather than proactive, approach to capacity building. Whereas the organizational structure, approved in 2021, aims to maximize resources and realign the department's mandate, and despite a high fill rate of funded posts, a significant portion of the employee compensation budget is allocated to traditional leader allowances, creating a personnel shortage. The Medium-Term Expenditure Framework (MTEF) Human Resources (HR) Plan 2023-2025 acknowledges the need for workforce improvement, particularly addressing the aging workforce and promoting diversity through targeted recruitment strategies.

Although the department has made strides in certain areas, such as increasing work allocation to designated groups in construction projects and improving audit outcomes through a clean audit strategy, challenges remain. The clean audit strategy, while promising, is hampered by weak record management, which the department plans to address through digitization. This digitization process will require a multi-year plan and careful management to mitigate costs and cybersecurity risks.

The department has provided workshops to officials on the Lifestyle Audit directive including Labour Management Forum. In line with the guidance provided by the Department of Public Service Administration (DPSA), risk areas are monitored including a review of financial disclosures, platforms created for anonymous reporting, and alignment of the Directive with other relevant policies. The Ethics Committee is appointed to consider cases that are identified within the department. There have been no cases reported through whistleblowing or by any other means other than through financial disclosures.

Furthermore, internal challenges impact the implementation of human settlements programs. The Multi-Year Human Settlements Development Plan suffers from insufficient information, limited local government input, and a lack of municipal endorsement. Inconsistent land prioritization and a disconnect between completed Priority Human Settlements and Housing Development Areas and municipal priorities further complicate matters. Low investment in Priority Development Areas, coupled with insufficient municipal capacity and distorted communication, hinder progress. Uncoordinated planning among government spheres, the non-implementation of the District Development Model Regulations, and a lack of Local Economic Development plans underscore systemic issues. Non-compliance with Spatial Planning and Land Use Management Act (SPLUMA) and delays in infrastructure projects, stemming from issues like contractor appointments and project design, further highlight capacity and planning deficits. Dysfunctional ward committees, poor coordination of District Intergovernmental Relations structures, and weak oversight by Municipal Councils contribute to governance challenges. Non-compliance with key legislation, slow vacancy filling, and a lack of accountability measures undermine municipal governance, while community protests and concerns point to a breakdown in communication and trust. Service delivery is often slow and unresponsive to community needs, and the non-provision of free basic services to eligible beneficiaries exacerbates vulnerability.

To address these multifaceted issues, the department will monitor the implementation of the District Development Model (DDM) regulations, prioritize the Medium-Term Development Plan (MTDP) alignment with national Priorities, and support the implementation of the Limpopo Development Plan (LDP) and Integrated Urban Development Framework (IUDF). Implementation of the SPLUMA will be prioritized, and the department will contribute to MTPD's strategic priorities focused on stabilising local government, effective cooperative governance, and the role of traditional leadership. Addressing these internal and external challenges requires a comprehensive and integrated approach, with a focus on strategic workforce development, improved intergovernmental coordination, enhanced municipal capacity, improved systems and processes as well as strengthened governance frameworks.

1.2.1. Trend analysis based on previous years' annual reports to inform the strategy of the department.

A trend analysis reveals a complex landscape for the department, demanding a multifaceted strategic approach. In Human Settlements, while progress is evident in bulk service projects, rental dispute resolution, and housing for vulnerable groups, a concerning decline in overall housing deliveries necessitates immediate investigation and corrective action. The increasing urbanization trend, particularly in Capricorn and Mopani, requires proactive strategies to address the growing demand for basic services. Persistent challenges in bulk service delivery, low uptake of the First Home Finance program, and disruptions by local business forums demand stronger intergovernmental coordination, enhanced program accessibility, and stricter law enforcement collaboration. The department's commitment to continuous consultation and its 5-year communication plan are positive steps, but their effectiveness must be rigorously evaluated.

Cooperative Governance exhibits mixed trends. While infrastructure project support is recovering, funding constraints persist. The varied performance of municipalities, coupled with ongoing challenges in water supply, financial reporting, and the management of unauthorized, irregular, fruitless, and wasteful expenditures, requires targeted support for struggling municipalities, investment in sustainable water solutions, and a concerted effort to strengthen financial management and internal controls. The increasing reliance on consultants for financial reporting suggests a need for internal capacity building. The department must standardize reporting on irregular expenditures and expedite investigations to ensure accountability.

Public Participation demonstrates a high volume of service delivery cases handled, indicating active community engagement. However, the increasing number of community protests highlights a critical need to improve the turnaround time for resolving these cases. Enhancing the accountability of ward committees and providing training on community engagement and conflict resolution are crucial to addressing community concerns proactively and preventing protests.

Municipal Development Planning shows promising trends with widespread implementation of the Community Work Programme, operational planning tribunals, and adoption of SPLUMA-aligned regulations. The department should continue supporting municipalities in these efforts and address remaining gaps in SPLUMA implementation.

In Traditional Affairs, the growing number of traditional councils and leaders is straining financial resources, requiring exploration of sustainable funding mechanisms. While progress is being made in providing support, ongoing construction challenges and the rise of illegal initiation schools necessitate streamlined construction processes and strengthened monitoring and enforcement. The increasing number of traditional leadership disputes and associated litigation highlights the urgent need for developing effective conflict resolution mechanisms.

Overall, the department's strategic direction should prioritize improved planning and coordination across all program areas, fostering integrated planning, intergovernmental collaboration, and strategic alignment. Capacity building is paramount, encompassing addressing skill gaps, improving municipal capacity, and strengthening internal controls. Enhanced stakeholder engagement through continuous consultation, effective communication, and proactive engagement with communities and traditional leaders is essential. Resource mobilization and management must be strengthened by securing adequate funding, optimizing resource allocation, and improving financial management. Finally, robust performance monitoring and evaluation are crucial to track progress, identify areas for improvement, and inform strategic adjustments. This comprehensive approach, addressing both positive and negative trends, will enable the department to achieve its objectives and better serve the people of Limpopo.

Tables 11.2 (a) and 11.2 (b) below provide a summary of payments and estimates per programme and economic classification over the seven years

R thousand	Outcome			Main appropriation	Adjusted appropriation 2024/25	Revised estimate	Medium-term estimates		
	2021/22	2022/23	*2023/24				2025/26	2026/27	2027/28
Programmes									
1. Administration	295 694	306 365	345 138	391 774	401 972	401 972	449 960	471 511	489 549
2. Human Settlements	868 265	1 310 523	1 651 037	1 239 530	1 352 281	1 352 281	1 259 018	1 156 100	1 210 011
3. Cooperative Governance	270 685	279 033	293 465	314 996	364 296	364 296	333 570	355 394	374 591
4. Traditional Institutional Development	453 417	476 131	558 963	526 851	568 137	568 137	530 897	549 229	571 001
Total	1 888 061	2 372 052	2 848 603	2 473 151	2 686 686	2 686 686	2 573 445	2 532 234	2 645 152

R thousand	Outcome			Main appropriation	Adjusted appropriation	Revised estimate	Medium-term estimates		
	2021/22	2022/23	2023/24				2024/25	2025/26	2026/27
Current payments	1 095 144	1 129 416	1 195 318	1 291 081	1 298 250	1 298 250	1 390 715	1 466 938	1 535 756
Compensation of employees	969 951	972 130	1 003 536	1 068 000	1 062 700	1 062 700	1 139 000	1 208 000	1 266 000
Goods and services	125 134	157 285	191 781	223 081	235 550	235 550	251 715	258 938	269 756
Interest and rent on land	59	1	1	-	-	-	-	-	-
Transfers and subsidies to:	777 314	1 206 660	1 542 439	1 129 110	1 283 574	1 283 574	1 130 893	1 020 153	1 066 301
Provinces and municipalities	1 634	56	64	420	48 070	48 070	70	73	77
Departmental agencies and accounts	30	1	-	16	81	81	17	18	19
Non-profit institutions	10 209	6 186	7 274	13 325	10 323	10 323	13 104	13 684	14 300
Households	765 441	1 200 417	1 535 101	1 115 349	1 225 100	1 225 100	1 117 702	1 006 378	1 051 905
Payments for capital assets	14 254	34 827	110 846	52 960	104 862	104 862	51 837	45 143	43 095
Buildings and other fixed structures	7 455	23 189	35 988	37 000	46 026	46 026	25 000	25 000	25 000
Machinery and equipment	6 799	10 762	72 921	15 760	58 293	58 293	25 837	19 098	17 003
Software and other intangible assets	-	876	1 937	200	543	543	1 000	1 045	1 092
Payments for financial assets	1 349	1 149	-	-	-	-	-	-	-
Total economic classification	1 888 061	2 372 052	2 848 603	2 473 151	2 686 686	2 686 686	2 573 445	2 532 234	2 645 152

The departmental 2025/26 MTEF allocation has increased from R2.473 billion in 2024/25 to R2.573 billion in 2025/26 which represents a 4.1 percent increase. In 2026/27 the budget decreased by 1.6 percent and increased by 4.5 percent in the 2027/28 financial year. The average increase from 2021/22 to 2024/25 is 9.4 percent and from 2021/22 to 2027/28 is 5.7 percent.

Compensation of Employees – Compensation of employees increases from R1.067 billion in 2024/25 to R1.139 billion in 2025/26 which represents 6.6 percent, R1.208 billion in 2026/27 representing 6.1 percent, and R1.266 billion in 2027/28 representing 4.8 percent. The average growth is 5.8 percent from 2021/22 to 2027/28 financial years. Departmental Compensation of Employees budget is also influenced by royal allowances for Traditional Leaders as well as salaries for community development workers.

Goods and Services - Goods and Services increase from R223.080 million in 2024/25 to R251.715 million in 2025/26 which constitutes 12.8 percent, minimal growth of 2.9 percent in 2026/27 and growth of 4.2 percent in 2027/28 financial years. The average annual increase from 2021/22 to 2027/28 is 13.7 percent. Budget allocation on Goods and Services is mainly for office rental, legal fees, Human Settlements project management traveling costs, operational costs for Traditional Institutional Development, Municipal capacity building interventions, and training for departmental officials.

Transfers and subsidies – increase by 0.2 percent in 2025/26, 9.8 percent decrease in 2026/27, and increase of 4.5 percent in the outer year. Transfers and subsidies decreased from R1.129 billion in 2024/25 to R1.066 billion in 2027/28 mainly on Human Settlements conditional grant negative growth. Budget allocation on Transfers and Subsidies includes, amongst others, Human Settlements Development and Informal Settlement Upgrading Partnership Grant, Expanded Public Works Programme, support to Traditional Councils as well as Leave Gratuities.

Payments of Capital Assets - The decrease on Payments of Capital Assets from R52.960 million in 2024/25 to R43.095 million in 2027/28 financial years is 6.6 percent. The item decreases by 2.1 percent in 2025/26, 12.9 percent in 2026/27 and 4.5 percent in 2027/28 financial years. Budget allocation on Capital Assets includes, amongst others, Construction of Traditional Council offices Motor Vehicles for departmental fleet, Office furniture for departmental staff and Traditional Council offices, Share-network printers, and purchase of laptops for departmental officials.

Part C: Measuring our performance**1. Institutional programme performance information****1.1. (A) Programme 1: Administration****1.1.1. Purpose: Capable, Ethical and Developmental Department****1.1. Sub-programme: Corporate Services****1.2.1. Purpose: To provide professional support services to the department****2. Corporate Services Outcomes, outputs, performance indicators, and target**

Outcomes	Outputs	Output indicators	Audited actual performance			Estimated performance	Medium-term targets			
			2021/22	2022/23	2023/24	2024/25	2025/26	2026/27	2027/28	
Improved efficiency and effectiveness of departmental operations through a professional and capable workforce.	Employees appointed	1	Number of employees appointed	0	24	30	57	30	30	30
	Vacancies in organisational structure reduced	2	Percentage of vacancies in organisational structure reduced	New indicator	New indicator	10%	10%	09%	08%	07%
	Employees trained as per WSP	3	Number of employees trained as per WSP	115	574	500	1000	600	600	600
	Employee health and wellness programmes implemented	4	Percentage of Employee health and wellness programmes implemented	100%	100%	100%	100%	100%	100%	100%

Outcomes	Outputs	Output indicators	Audited actual performance			Estimated performance	Medium-term targets			
			2021/22	2022/23	2023/24	2024/25	2025/26	2026/27	2027/28	
	Equity target attained	5	Percentage of women in SMS represented	46%	42%	49%	49%	50%	50%	50%
		6	Percentage of people with disabilities represented	0.9%	0.9%	1%	1%	1%	1.2%	1.5%
	ICT Steering Committee meetings held	7	Number of ICT Steering Committee meetings held	New indicator	New indicator	4	4	4	4	4
	Automation of departmental processes	8	Percentage Automation of departmental processes	New indicator	New indicator	New indicator	New indicator	30% Automation of departmental processes	40% Automation of departmental processes	30% Automation of departmental processes
	Compliance with Batho Pele in the provision of services	9	Number of compliance reports on Batho Pele in the provision of services	1	1	4	4	4	4	4
	Service delivery cases resolved.	10	Percentage of Service delivery cases resolved	100%	100%	100%	100%	100%	100%	100%

Outcomes	Outputs	Output indicators	Audited actual performance			Estimated performance	Medium-term targets			
			2021/22	2022/23	2023/24	2024/25	2025/26	2026/27	2027/28	
	Litigation cases attended	1 1	Percentage of litigation cases attended to	New indicator	New indicator	New indicator	100%	100%	100%	100%
	Anti-Fraud and Corruption awareness workshops conducted	1 2	Number of Anti-Fraud and Corruption awareness workshops conducted	8	8	4	8	8	8	8

3. Corporate Services Output indicators: Annual and Quarterly targets

Output Indicators		Annual target	Quarterly targets			
		2025/26	Quarter 1	Quarter 2	Quarter 3	Quarter 4
1	Number of employees appointed	30	0	10	10	10
2	Percentage of vacancies in organisational structure reduced	09%	10%	10%	10%	09%
3	Number of employees trained as per WSP	600	100	200	250	50
4	Percentage of Employee health and wellness programmes implemented	100%	100%	100%	100%	100%
5	Percentage of women in SMS represented	50%	49%	49%	50%	50%

Output Indicators		Annual target 2025/26	Quarterly targets			
			Quarter 1	Quarter 2	Quarter 3	Quarter 4
6	Percentage of people with disabilities represented	1%	1%	1%	1%	1%
7	Number of ICT Steering Committee meetings held	4	1	1	1	1
8	Percentage Automation of departmental processes	30% Automation of identified departmental processes	0%	0%	0%	30% Automation of identified departmental processes
9	Number of compliance reports on Batho Pele in the provision of services	4	1	1	1	1
10	Percentage of Service delivery cases resolved	100%	100%	100%	100%	100%
11	Percentage of litigation cases attended to	100%	100%	100%	100%	100%
12	Number of Anti-Fraud and Corruption awareness workshops conducted	8	2	2	2	2

4. Explanation of planned performance over the medium-term period

The enablers intended to assist with achieving the targets over the MTEF period will be through capacitation of employees. Training budget is regulated by the Skills Development Act of 1998 as amended and employers with 50 employees and more are compelled to set aside at least 1% of their employees for training. The allocated budget for 2025/26 will provide employees with additional/new skills and expertise that would help

them in their personal and professional growth. The earmarked pieces of training will impart a specific skill that is more reliable on the processes and procedures followed in implementing the departmental mandate. The training reinforces existing skills and competencies so that employees become more productive. Bursaries are awarded, monitored, and evaluated academically for the long-term period to improve the workforce and realisation of the departmental mandate. Internship programmes assist in youth development, poverty alleviation, and the conception of employable youth with the necessary practical exposure to face the employment environment. The number of employees to be trained in the 2025/26 financial year in line with the identification & analysis of the need is 1000 (600 females and 400 males), and training interventions will be 250 employees quarterly.

The prioritised outputs in this programme also indicate standards that the department uphold to ensure responsiveness and efficiency of systems for service delivery by core business of the department. Monitoring appointment of employees ensures that the department is accountable in maintaining a function organisational structure as approved.

4. Programme resource considerations

R thousand	Outcome			Main appropriation	Adjusted appropriation 2024/25	Revised estimate	Medium-term estimates		
	2021/22	2022/23	2023/24				2025/26	2026/27	2027/28
1. Corporate Services	143 137	170 615	245 837	281 335	291 715	291 715	317 547	340 018	354 299
2. Office of the MEC	8 348	8 310	8 509	9 621	9 621	9 621	10 317	10 532	11 060
3. Office of the HOD	24 183	8 457	10 928	10 980	11 075	11 075	12 932	13 551	14 224
4. Financial Management	120 026	118 983	79 864	89 838	89 561	89 561	109 164	107 410	109 966
Total payments and estimates	295 694	306 365	345 138	391 774	401 972	401 972	449 960	471 511	489 549

R thousand	Outcome			Main appropriation	Adjusted appropriation 2024/25	Revised estimate	Medium-term estimates		
	2021/22	2022/23	2023/24				2025/26	2026/27	2027/28
Current payments	290 799	302 304	333 440	383 030	387 328	387 328	427 588	455 808	475 867
Compensation of employees	182 243	174 978	180 737	219 586	210 286	210 286	239 968	258 908	270 847
Goods and services	108 544	127 325	152 702	163 444	177 042	177 042	187 620	196 900	205 020
Interest and rent on land	12	1	1	–	–	–	–	–	–
Transfers and subsidies to:	2 311	1 611	1 189	1 943	1 158	1 158	1 655	1 731	1 811
Provinces and municipalities	1 634	56	64	420	70	70	70	73	77
Departmental agencies and accounts	30	1	–	16	81	81	17	18	19
Higher education institutions	–	–	–	–	–	–	–	–	–
Foreign governments and international organisations	–	–	–	–	–	–	–	–	–
Public corporations and private enterprises	–	–	–	–	–	–	–	–	–
Non-profit institutions	–	–	–	–	–	–	–	–	–
Households	647	1 554	1 125	1 507	1 007	1 007	1 568	1 640	1 715
Payments for capital assets	1 856	2 450	10 509	6 801	13 486	13 486	20 717	13 972	11 871
Buildings and other fixed structures	–	–	–	–	–	–	–	–	–
Machinery and equipment	1 856	1 709	9 812	6 801	13 143	13 143	20 717	13 972	11 871
Heritage Assets	–	–	–	–	–	–	–	–	–
Specialised military assets	–	–	–	–	–	–	–	–	–
Biological assets	–	–	–	–	–	–	–	–	–
Land and sub-soil assets	–	–	–	–	–	–	–	–	–
Software and other intangible assets	–	741	697	–	343	343	–	–	–
Payments for financial assets	728	–	–	–	–	–	–	–	–
Total economic classification	295 694	306 365	345 138	391 774	401 972	401 972	449 960	471 511	489 549

Narrative: explanation of the resources' contribution to achieving the outputs

Over the medium term, budget allocation increases from R391.774 million in 2024/25 to R489.452 million in 2027/28 which constitutes a 7.8 percent average increase. The increase is largely on Goods and Services maintenance of buildings, lease of office buildings, security services, Computer Services, Communication services, etc.

Compensation of Employees – Compensation of Employees constitutes 53.0 percent of the total budget for Administration. The increase on compensation of employees from R219.587 million in 2024/25 to R270.847 million in 2027/28 represents an increase of 7.2 percent on average.

Goods and Services - The increase in Goods and Services from R163.444 million in 2024/25 to R205.020 million in 2027/28 constitutes 8.0 percent average increase. The item increases by 15.2 percent in 2025/26, 4.4 percent in 2026/27 and 4.4 percent in 2027/28. The main cost drivers consist of operating lease (office buildings), maintenance of GG vehicles, maintenance of IT system, Physical security services, Audit Fees, training etc which constitutes 42 percent of the total Goods and Services budget for the Administration.

Transfer payments – The decrease in transfer payments from R1.943 million in 2024/25 to R1.811 million in 2027/28 constitutes a 2.3 percent average decrease. The item decreases by 14.8 percent in 2025/26, increases by 4.6 percent in 2026/27 and 4.6 percent in 2027/28. The decrease in 2025/26 is due to the revised allocation of government motor vehicle licenses. The budget is mainly for leave gratuities, government motor vehicle licenses as well as SABC TV and DStv licenses.

Payments for Capital Assets– The increase in Payments for Capital Assets from R6.801 million in 2024/25 to R11.871 million in 2027/28 constitute a 20.4 percent average increase. The average increase is due to the once-off purchase of Disaster motor vehicles, and departmental staff furniture. The budget is mainly for the Construction of Traditional Council Offices, the purchase of furniture for Traditional Council offices, the Purchase of departmental motor vehicles as well as the purchase of ICT equipment.

1.1. (B) Programme 1: Financial Management Services

1.1.1. Purpose: To ensure the provision of timely, accurate, and adequate financial and other operational information for strategic decision-making.

1.2. Sub-programme: Financial Management

1.2.1. Purpose: To give financial management support and advisory services for effective accountability.

2. Financial Management Services Outcomes, outputs, performance indicators, and target

Outcomes	Outputs	Output indicators	Audited actual performance			Estimated performance	Medium-term targets		
			2021/22	2022/23	2023/24	2024/25	2025/26	2026/27	2027/28
Improved Clean administration and Good Governance	Bids awarded to designated groups' companies	1 Percentage of bids awarded to designated groups' companies	New indicator	New indicator	40%	40%	40%	40%	40%
	Undisputed Invoices paid within 30 days	2 Percentage of undisputed Invoices paid within 30 days	99.6%	100%	100%	100%	100%	100%	100%
	Audit Findings Resolved	3 Percentage of Audit Findings Resolved	New indicator	New indicator	100%	100%	100%	100%	100%
	Cumulative expenditure achieved	4 Percentage of cumulative expenditure achieved	80%	91%	100%	100%	100%	100%	100%

3. Financial Management Services Output indicators: Annual and Quarterly targets

Output Indicators		Annual target 2025/26	Quarterly targets			
			Quarter 1	Quarter 2	Quarter 3	Quarter 4
1	Percentage of bids awarded to designated groups' companies	40%	40%	40%	40%	40%
2	Percentage of undisputed Invoices paid within 30 days	100%	25%	25%	25%	25%
3	Percentage of Audit Findings Resolved	100%	25%	50%	75%	100%
4	Percentage of cumulative expenditure achieved	100%	25%	50%	75%	100%

4. Explanation of planned performance over the medium-term period

The outcomes' contribution to achieving the aims of the MTDP; the mandate of the institution including, where applicable, priorities in relation to women, youth, and people with disabilities; and provincial priorities, are: -.

- Supply Chain Management Prescripts (Legislations and Policies) aligned to the Procurement Strategy
- Procurement Strategies and planning aligned to Budget Management. Planning Cycle i.e. Three Year Procurement Strategy.
- Develop a procurement strategy to enforce the implementation of the Procurement Plan
- National and Provincial Directives on procurement considerations for designed Groups implemented in line with the Procurement Strategy.
- Incorporate measures for achievement of the designated groups in the Annual Performance Plan.

5. Programme resource considerations

Table 11.3(a) : Summary of payments and estimates by sub-programme: Programme 1: Administration

R thousand	Outcome			Main appropriation	Adjusted appropriation 2024/25	Revised estimate	Medium-term estimates		
	2021/22	2022/23	2023/24				2025/26	2026/27	2027/28
1. Corporate Services	143 137	170 615	245 837	281 335	291 715	291 715	317 547	340 018	354 299
2. Office of the MEC	8 348	8 310	8 509	9 621	9 621	9 621	10 317	10 532	11 060
3. Office of the HOD	24 183	8 457	10 928	10 980	11 075	11 075	12 932	13 551	14 224
4. Financial Management	120 026	118 983	79 864	89 838	89 561	89 561	109 164	107 410	109 966
Total payments and estimates	295 694	306 365	345 138	391 774	401 972	401 972	449 960	471 511	489 549

R thousand	Outcome			Main appropriation	Adjusted appropriation 2024/25	Revised estimate	Medium-term estimates		
	2021/22	2022/23	2023/24				2025/26	2026/27	2027/28
Current payments	290 799	302 304	333 440	383 030	387 328	387 328	427 588	455 808	475 867
Compensation of employees	182 243	174 978	180 737	219 586	210 286	210 286	239 968	258 908	270 847
Goods and services	108 544	127 325	152 702	163 444	177 042	177 042	187 620	196 900	205 020
Interest and rent on land	12	1	1	–	–	–	–	–	–
Transfers and subsidies to:	2 311	1 611	1 189	1 943	1 158	1 158	1 655	1 731	1 811
Provinces and municipalities	1 634	56	64	420	70	70	70	73	77
Departmental agencies and accounts	30	1	–	16	81	81	17	18	19
Higher education institutions	–	–	–	–	–	–	–	–	–
Foreign governments and international organisations	–	–	–	–	–	–	–	–	–
Public corporations and private enterprises	–	–	–	–	–	–	–	–	–
Non-profit institutions	–	–	–	–	–	–	–	–	–
Households	647	1 554	1 125	1 507	1 007	1 007	1 568	1 640	1 715
Payments for capital assets	1 856	2 450	10 509	6 801	13 486	13 486	20 717	13 972	11 871
Buildings and other fixed structures	–	–	–	–	–	–	–	–	–
Machinery and equipment	1 856	1 709	9 812	6 801	13 143	13 143	20 717	13 972	11 871
Heritage Assets	–	–	–	–	–	–	–	–	–
Specialised military assets	–	–	–	–	–	–	–	–	–
Biological assets	–	–	–	–	–	–	–	–	–
Land and sub-soil assets	–	–	–	–	–	–	–	–	–
Software and other intangible assets	–	741	697	–	343	343	–	–	–
Payments for financial assets	728	–	–	–	–	–	–	–	–
Total economic classification	295 694	306 365	345 138	391 774	401 972	401 972	449 960	471 511	489 549

Narrative: explanation of the resources' contribution to achieving the outputs

Over the medium term, budget allocation increases from R391.774 million in 2024/25 to R489.452 million in 2027/28 which constitutes a 7.8 percent average increase. The increase is largely on Goods and Services maintenance of buildings, lease of office buildings, security services, Computer Services, Communication services, etc.

Compensation of Employees –Compensation of Employees constitutes 53.0 percent of the total budget for Administration. The increase on compensation of employees from R219.587 million in 2024/25 to R270.847 million in 2027/28 represents an increase of 7.2 percent on average.

Goods and Services - The increase in Goods and Services from R163.444 million in 2024/25 to R205.020 million in 2027/28 constitutes 8.0 percent average increase. The item increases by 15.2 percent in 2025/26, 4.4 percent in 2026/27 and 4.4 percent in 2027/28. The main cost drivers consist of operating lease (office buildings), maintenance of GG vehicles, maintenance of IT system, Physical security services, Audit Fees, training, etc which constitutes 42 percent of the total Goods and Services budget for the Administration.

Transfer payments – The decrease in transfer payments from R1.943 million in 2024/25 to R1.811 million in 2027/28 constitutes a 2.3 percent average decrease. The item decreases by 14.8 percent in 2025/26, increases by 4.6 percent in 2026/27 and 4.6 percent in 2027/28. The decrease in 2025/26 is due to the revised allocation of government motor vehicle licenses. The budget is mainly for leave gratuities, government motor vehicle licenses as well as SABC TV and DStv licenses.

Payments for Capital Assets– The increase in Payments for Capital Assets from R6.801 million in 2024/25 to R11.871 million in 2027/28 constitute a 20.4 percent average increase. The average increase is due to the once-off purchase of Disaster motor vehicles, and departmental staff furniture. The budget is mainly for the Construction of Traditional Council Offices, the purchase of furniture for Traditional Council offices, the Purchase of departmental motor vehicles as well as the purchase of ICT equipment.

1.1. (C) Programme 2: Human Settlements

1.2.1. Purpose: To ensure the provision of housing development, access to adequate accommodation in relevant Well-located areas, access to basic services, and access to social infrastructure and economic opportunities.

1.2. Sub-programme : Housing Needs, Research and Planning
 : Housing Development, Implementation Planning and Targets
 : Housing Assets Management and Property Management

1.2.1. Purpose : To manage human settlements programmes' performance and provide technical services
 : To render human settlements development services across all districts
 : To manage and administer housing properties and assets

2. Human Settlements Outcomes, outputs, performance indicators, and target

Outcomes	Outputs	Output indicators	Audited actual performance			Estimated performance	Medium-term targets		
			2021/22	2022/23	2023/24		2024/25	2025/26	2026/27
Improved integrated and sustainable human settlements in rural and urban areas	Multiyear Human Settlements Development Plan implemented	1. Percentage of Multiyear Human Settlements Development Plan priorities implemented	New Indicator	Implement a Multiyear human settlements development plan	Implemented Multiyear human settlements development plan	Implemented a Multiyear human settlements development plan.	100%	100%	100%

Outcomes	Outputs	Output indicators	Audited actual performance			Estimated performance	Medium-term targets		
			2021/22	2022/23	2023/24	2024/25	2025/26	2026/27	2027/28
	Municipalities supported on post accreditation for human settlements	2. Number of municipalities supported on post-accreditation for Human Settlements	New Indicator	0	2 Municipalities Supported on Level 1 and 2 accreditations	6 Municipalities Supported on post accreditation Level 1 and 1 Municipality supported on post level 2 accreditation	6 Municipalities Supported on post accreditation Level 1 and 1 Municipality supported on post level 2 accreditation	4 Municipalities Supported on post-accreditation Level 1 (secondary cities)	4 Municipalities Supported on Post-accreditation Level 1
	Informal Settlements completed in Phase 1	3. Number of Informal Settlements completed in Phase 1	New indicator	New indicator	New indicator	New indicator	2	3	3
	Investment of the total Human Settlements allocation in PDAs	4. Percentage of investment of the total Human Settlements allocation in PDAs	New indicator	New indicator	New indicator	New indicator	30%	20%	30%
	Informal Settlements	5. Number of Informal Settlements	2 informal settlements with	3 informal settlements	4 informal settlements with	2 informal settlements with	2	4	4

Outcomes	Outputs	Output indicators	Audited actual performance			Estimated performance	Medium-term targets			
			2021/22	2022/23	2023/24		2024/25	2025/26	2026/27	2027/28
	completed in Phase 2		completed in Phase 2	approved General Plans	units with approved layouts	approved layouts	approved layouts			
	Informal Settlements upgraded to Phase 3	6.	Number of informal settlements upgraded to Phase 3	New indicator	0	5 informal settlements upgraded to Phase 3	4	4 informal settlements upgraded to phase 3	3 informal settlements upgraded to Phase 3	3 informal settlements upgraded to Phase 3
	Workshops on Human Settlements programmes for housing beneficiaries	7.	Number of workshops on Human Settlements programmes for housing beneficiaries	N/A	N/A	20	20	20	28	32
	Housing units completed	8.	Number of Housing units completed	4272	5066	7 291	4 555	2923	3011	3101
	Serviced sites completed	9.	Number of serviced sites completed	2 525	379	1 639	5 309	1962	1690	567
	Rental units completed	10.	Number of Community rental units completed	0	0	514	514	194	118	150

Outcomes	Outputs	Output indicators	Audited actual performance			Estimated performance	Medium-term targets		
			2021/22	2022/23	2023/24		2024/25	2025/26	2026/27
	Social amenities completed	11. Number of social amenities delivered	New indicator	New indicator	New indicator	New indicator	3	2	3
	Job opportunities created through the construction of houses and servicing of sites	12. Number of job opportunities created through construction of houses and servicing of sites	916	1 284	3 150	3 200	1633	1617	1602
	Title Deeds registered	13. Number of Title Deeds registered	New indicator	162	1000	621	1500	2050	3060
	Approved beneficiary Subsidy Applications	14. Number of Housing Subsidy Applications approved through the Housing Subsidy System	2 829	5 331	4 000	5 545	2 923	3 011	3 101
	Reports compiled by the Rental Disputes Tribunal and	15. Number of reports compiled by the Rental Disputes Tribunal and Housing	1	1	1	1	1	1	1

Outcomes	Outputs	Output indicators	Audited actual performance			Estimated performance	Medium-term targets			
			2021/22	2022/23	2023/24		2024/25	2025/26	2026/27	2027/28
	Housing Advisory Panel		Advisory Panel							
	Subsidies disbursed through First Home Finance	16.	Number of subsidies disbursed through First Home Finance	New indicator	76	50	70	70	200	250

3. Human Settlements Output indicators: Annual and Quarterly targets

Output Indicators		Annual target 2025/26	Quarterly targets			
			Quarter 1	Quarter 2	Quarter 3	Quarter 4
1.	Percentage of Multiyear Human Settlements Development Plan priorities implemented	100%	25%	50%	75%	100%
2.	Number of municipalities supported on post-accreditation for Human Settlements	6 Municipalities Supported on post accreditation Level 1 and 1 Municipality supported on post accreditation level 2 accreditation	N/A	N/A	N/A	6 Municipalities Supported on post accreditation Level 1 and 1 on Level 2 post accreditation

Output Indicators		Annual target 2025/26	Quarterly targets			
			Quarter 1	Quarter 2	Quarter 3	Quarter 4
3.	Number of Informal Settlements completed in Phase 1	2	N/A	N/A	N/A	2
4.	Percentage of investment of the total Human Settlements allocation in PDAs	30%	10%	10%	5%	5%
5.	Number of Informal Settlements completed in Phase 2	2	N/A	N/A	N/A	2
6.	Number of informal settlements upgraded to Phase 3	3 informal settlements upgraded to Phase 3	N/A	N/A	N/A	3 informal settlements upgraded to phase 3
7.	Number of workshops on Human Settlements programmes for housing beneficiaries	28	7	7	7	7
8.	Number of housing units completed	2 923	438	876	1 023	586
9.	Number of serviced sites completed	1 962	294	588	687	393

Output Indicators		Annual target 2025/26	Quarterly targets			
			Quarter 1	Quarter 2	Quarter 3	Quarter 4
10.	Number of Community rental units completed	194	N/A	N/A	87	107
11.	Number of social amenities delivered	3	N/A	N/A	N/A	3
12.	Number of job opportunities created through construction of houses and servicing of sites	1633	417	408	408	400
13.	Number of Title Deeds registered	1 500	N/A	500	500	500
14.	Number of Housing Subsidy Applications approved through the Housing Subsidy System	2 923	2338	585	N/A	N/A
15.	Number of reports compiled by the Rental Disputes Tribunal and Housing Advisory Panel	1	N/A	N/A	N/A	1
16.	Number of subsidies disbursed through First Home Finance	70	15	15	15	25

4. Explanation of planned performance over the medium-term period

In addressing the outcomes 'contribution, the Priority Housing Development Areas (PHDA's) were gazetted in the last MTSF period. They are in the following district municipalities:

Districts	Municipality	Names of PDA
Capricorn	Polokwane	Polokwane R71 Corridor, Polokwane CBD and Surrounds.
Vhembe	Thulamela	Thohoyandou node
	Musina	Musina Town
	Musina Makhado	Musina/Makhado SEZ
Waterberg	Lephalale	Lephalale/Marapong
	Thabazimbi	Greater Northam
Mopani	Greater Giyani	Greater Giyani
	Greater Tzaneen	Tzaneen Core, Nkowankowa Node
Sekhukhune	Fetakgomo Tubatse	Fetakgomo Tubatse development area

The implication of gazetting of Priority Housing Development Areas (PHDA's) requires human settlements allocation towards investment in the PDA's to achieve spatial transformation. This will be attained by providing bulk infrastructure which will unlock the serviced of sites by the department and increase access to housing opportunities.

In addition to the above, the Department will contribute to the MTDP by:

- Upgrading 2 informal settlements through the provision of security of tenure, engineering infrastructure, basic services and activating community-based livelihood strategies.
- Providing 2923 housing units and 1962 serviced sites through a range of programmes in the National Housing Code.

- Increasing the provision of affordable rental units and improve management of available rental stock while using their provision to contribute to the renewal of inner cities.
- Monitor title deeds registration to address the blockages and promote property ownership to support other economic participation programs and social stability.
- implement coordinated approach to ensure access to social and economic infrastructure within human settlements through various protocols with other national departments, spheres of government and government entities.

A description of the enablers intended to assist with achieving the five-year targets.

- Improved intergovernmental planning, budgeting and implementation coordination for human settlements development.
- Capacity for programme spatial planning, infrastructure project management.
- Framework on leveraging public sector investment.
- Use planning and infrastructure development to address climate resilience and disaster preparedness.

An explanation of the outcomes' contribution to achieving the intended impact.

- Continue to implement and optimise public employment programmes (including the Presidential Employment Stimulus, the National Youth Service, Expanded Public Works) and prioritise work experience for young people.
- Cut red tape and streamline support for small enterprises, entrepreneurs and cooperatives, especially in townships and villages, to thrive.
- Accelerate the release of public land for social housing and redirecting our housing policy to enable people to find affordable homes in areas of their choice.
- Accelerate the provision of title deeds for land and subsidised housing provides people with assets they can use to improve their economic position.
- Accelerate land reform, prioritising the transfer of state land, and improve post settlement support through accessibility of some basic services.

5. Programme resource considerations

R thousand	Outcome			Main appropriation	Adjusted appropriation 2024/25	Revised estimate	Medium-term estimates		
	2021/22	2022/23	2023/24				2025/26	2026/27	2027/28
1. Housing Needs, Research and Plannin	49 416	118 301	27 625	91 481	82 693	82 693	129 055	103 576	106 911
2. Housing Development, Implementation	781 722	1 138 708	1 578 075	1 098 722	1 215 835	1 215 835	1 075 198	994 730	1 042 897
3. Housing Asset Management and Prope	37 127	53 519	45 337	49 327	53 753	53 753	54 731	57 794	60 203
Total payments and estimates	868 265	1 310 523	1 651 037	1 239 530	1 352 281	1 352 281	1 258 979	1 156 100	1 210 011

R thousand	Outcome			Main appropriation	Adjusted appropriation 2024/25	Revised estimate	Medium-term estimates		
	2021/22	2022/23	2023/24				2025/26	2026/27	2027/28
Current payments	107 306	113 126	120 035	130 830	132 283	132 283	147 471	156 199	164 894
Compensation of employees	100 060	102 635	107 300	112 982	114 982	114 982	129 247	137 157	145 175
Goods and services	7 246	10 491	12 735	17 848	17 301	17 301	18 224	19 042	19 719
Interest and rent on land	-	-	-	-	-	-	-	-	-
Transfers and subsidies to:	760 902	1 196 465	1 531 002	1 108 350	1 219 101	1 219 101	1 110 388	998 730	1 043 893
Provinces and municipalities	-	-	-	-	-	-	-	-	-
Departmental agencies and accounts	-	-	-	-	-	-	-	-	-
Higher education institutions	-	-	-	-	-	-	-	-	-
Foreign governments and international organisations	-	-	-	-	-	-	-	-	-
Public corporations and private enterprises	-	-	-	-	-	-	-	-	-
Non-profit institutions	-	-	-	-	-	-	-	-	-
Households	760 902	1 196 465	1 531 002	1 108 350	1 219 101	1 219 101	1 110 388	998 730	1 043 893
Payments for capital assets	57	932	-	350	897	897	1 120	1 171	1 224
Buildings and other fixed structures	-	-	-	-	-	-	-	-	-
Machinery and equipment	57	797	-	150	697	697	120	126	132
Heritage Assets	-	-	-	-	-	-	-	-	-
Specialised military assets	-	-	-	-	-	-	-	-	-
Biological assets	-	-	-	-	-	-	-	-	-
Land and sub-soil assets	-	-	-	-	-	-	-	-	-
Software and other intangible assets	-	135	-	200	200	200	1 000	1 045	1 092
Payments for financial assets	-	-	-	-	-	-	-	-	-
Total economic classification	868 265	1 310 523	1 651 037	1 239 530	1 352 281	1 352 281	1 258 879	1 156 100	1 210 011

Narrative: explanation of the resources' contribution to achieving the outputs

Over the medium term, expenditure decreases from R1.240 billion in 2024/25 to R1.210 billion in 2027/28 which constitutes decrease of 0.6 percent on average. This is mainly due to 10.1 percent negative growth on conditional grant from R1.110 billion in 2024/25 to R997.924 million in 2026/27.

Compensation of Employees: The increase on compensation of employees from R112.982 million in 2024/25 to R145.175 million in 2027/28 constitutes 8.9 percent average increase. The item increases by 14.8 percent in 2025/26, 6.1 percent in 2026/27 and 5.8 percent in 2027/28 financial years. Compensation of Employees is mainly for salaries in respect of employees attached to the programme.

Goods and Services: The increase on Goods and Services from R17.848 million in 2024/25 to R19.719 million in 2027/28 constitutes 3.4 percent average increase. The item increases by 2.1 percent in 2025/26, increase of 4.5 percent in 2026/27 and a growth of 3.0 percent in 2027/28 financial years. Cost drivers on Goods and Services consist mainly of travelling costs, which are attributable to project management costs which include physical visits by project managers linked to the delivery of houses. Costs associated Housing tribunal and Limpopo Housing Advisory panel.

Transfer payments: The decrease on Transfer payments from R1.108 billion in 2024/25 to R1.044 billion in 2027/28 is 1.8 percent decrease on average. The items increase by 0.2 percent in 2025/26, 10.1 percent decrease in 2026/27 and 4.5 percent increase in 2027/28. The cost drivers consist of Human Settlements development grant, Informal Settlement Upgrading Partnership grant and Leave gratuity. Conditional grants constitute 99.0 percent of total budget for Transfer payments.

Payments for Capital Asset: The increase on Payments for Capital Asset from R0.350 million in 2024/25 to R1.224 million in 2027/28 is 76.4 percent average increase. The average increase of 76.4 percent is as a result of purchase of Plotter and Autocad software for architectural and town planning services in Human Settlements programmes.

1.1. (D) Programme 3: Cooperative Governance Performance Information

1.1.1. Purpose: The Programme aims to provide technical and oversight support to municipalities in terms of implementing their mandates. This is pursued through the following sub-programmes

1.2. Sub-programme: Municipal Infrastructure Development

1.2.1. Purpose: To coordinate municipal Infrastructure Development

1.3. Sub-programme: Co-operative Governance Support

1.3.1. Purpose: To monitor and evaluate the performance of municipalities

1.4. Sub-programme: Development Planning

1.4.1. Purpose: To provide and facilitate provincial development and planning

1.4. Sub-programme: Democratic Governance and Disaster Management

1.4.1. Purpose: To coordinate intergovernmental relations, public participation and governance

2. Cooperative Governance Outcomes, outputs, performance indicators, and target

Outcomes	Outputs	Output indicators		Audited actual performance			Estimated performance	Medium-term targets		
				2021/22	2022/23	2023/24		2024/25	2025/26	2026/27
Improved support and	Reports on municipalities supported to develop and	1.	Number of reports on municipalities supported to develop and	N/A	N/A	N/A	New indicator	4	4	4

oversight in municipalities for effective service delivery	maintain water treatment and distribution infrastructure and wastewater treatment systems		maintain water treatment and distribution infrastructure and wastewater treatment systems							
	Additional households provided with basic services	2.	Number of reports on additional households provided with basic services	1	1	1	1	1	1	1
	Municipalities monitored to properly implement the indigent policy	3.	Number of municipalities monitored on the implementation of indigent policies	22	22	22	22	22	22	22
	Municipalities monitored on the implementation of infrastructure service delivery programs	4.	Number of municipalities monitored on the implementation of infrastructure delivery programs	25	25	25	25	26	26	26
	Municipalities guided to comply with the MPRA	5.	Number of municipalities guided to comply with MPRA	22	22	22	22	22	22	22
	Municipalities supported to reduce/address Unauthorised, Irregular,	6.	Number of municipalities supported to reduce/address Unauthorised, Irregular, Wasteful	5	2	5	5	5	5	5

Wasteful and fruitless expenditure		and fruitless expenditure								
Municipalities supported with compilation of annual financial statements for submission to Office of the Auditor-General	7.	Number of municipalities supported with compilation of annual financial statements for submission to Office of the Auditor-General	27	27	27	27	27	27	27	27
Reports on capacity-building interventions conducted in municipalities	8.	Number of reports on capacity-building interventions conducted in municipalities	1	1	1	2	2	2	2	2
Municipalities monitored on the extent to which anti-corruption measures are implemented	9.	Number of municipalities monitored on the extent to which anti-corruption measures are implemented	5	27	27	27	27	27	27	27
Section 47 reports compiled as prescribed by the MSA	10.	Number of Section 47 reports compiled as prescribed by the MSA	01	01	01	01	01	01	01	01
Back-to-Basics plans implemented by all municipalities	11.	Number of reports on the implementation of Back-to-Basics	04	04	04	04	04	04	04	04

		action plans by municipalities							
Municipalities supported to comply with MSA Regulations on the appointment of senior managers	12.	Number of municipalities supported to comply with MSA Regulations on the appointment of senior managers	27	27	27	27	27	27	27
Municipalities supported to institutionalize the performance management system	13.	Number of municipalities supported to institutionalize the performance management system (PMS)	27	27	27	27	27	27	27
Local Number of LED initiatives/interventions implemented in municipalities	14.	Number of LED initiatives/interventions implemented in municipalities	5	5	6	8	10	12	14
Municipalities with legally compliant IDPs	15.	Number of municipalities with legally compliant IDPs	27	27	27	27	27	27	27
Municipalities supported with implementation of SDFs	16.	Number of Municipalities supported with implementation of SDFs in line with SPLUMA	22	27	27	27	27	27	27
Municipalities supported with	17.	Number of Municipalities	22	22	22	22	22	22	22

demarcation of sites		supported with demarcation of sites							
Municipalities supported to implement LUS in line with guidelines	18.	Number of municipalities supported with implementation of LUS	22	22	22	22	22	22	22
Municipalities supported with the readiness to implement SPLUMA	19.	Number of municipalities supported with Implementation of SPLUMA	22	22	22	22	27	27	27
District Municipalities supported to implement One Plan	20.	Number of Districts/Metros monitored on the implementation of One Plans	New indicator	5	5	5	5	5	5
Work opportunities reported through Community Works Programme (CWP)	21.	Number of work opportunities reported through Community Work Programme (CWP)	29 458	22	29 400	28500	23000	24000	25000
Functional District IGR Structures	22.	Number of district municipalities supported on functionality of District IGR Structures	4	4	4	4	5	5	5
Municipalities supported to maintain functional Disaster	23.	Number of municipalities supported to maintain functional Disaster	5	5	5	5	5	5	5

	Management Centres		Management Centres							
	Municipalities supported to maintain functional ward committees	24.	Number of municipalities supported to maintain functional ward committees	22	22	22	22	22	22	22
	Reports on the functionality of the disaster management advisory forum	25.	Number of reports compiled on the functionality of the disaster management advisory forum	4	4	4	4	4	4	4
	Municipalities supported to respond to community concerns.	26.	Number of municipalities supported to resolve community concerns.	27	27	27	22	27	27	27

3. Cooperative Governance Output indicators: Annual and Quarterly targets

Output Indicators		Annual target 2025/26	Quarterly targets			
			Quarter 1	Quarter 2	Quarter 3	Quarter 4
1.	Number of reports on municipalities supported to develop and maintain water treatment and distribution infrastructure and	4	1	1	1	1

	wastewater treatment systems					
2.	Number of reports on additional households provided with basic services	1	N/A	N/A	1	N/A
3.	Number of municipalities monitored on the implementation of indigent policies	22	22	22	22	22
4.	Number of municipalities monitored on the implementation of infrastructure delivery programs	26	26	26	26	26
5	Number of municipalities guided to comply with MPRA	22	22	22	22	22
6	Number of municipalities supported to reduce/address Unauthorised, Irregular, Wasteful and fruitless expenditure	5	N/A	N/A	N/A	5
7	Number of municipalities supported with compilation of annual financial statements for submission to Office of the Auditor-General	27	N/A	27	27	N/A
8	Number of reports on capacity-building interventions	2	N/A	1	N/A	1

	conducted in municipalities					
9	Number of municipalities monitored on the extent to which anti-corruption measures are implemented	27	N/A	N/A	27	N/A
10	Number of Section 47 reports compiled as prescribed by the MSA	01	N/A	N/A	N/A	01
11	Number of reports on the implementation of Back-to-Basics action plans by municipalities	04	01	01	01	01
12	Number of municipalities supported to comply with MSA Regulations on the appointment of senior managers	27	27	27	27	27
13	Number of municipalities supported to institutionalize the performance management system (PMS)	27	27	27	27	27
14	Number of LED initiatives/interventions implemented in municipalities	10	2	3	3	2
15	Number of municipalities with legally compliant IDPs	27	N/A	N/A	27	N/A

16	Number of Municipalities supported with implementation of SDFs in line with SPLUMA	27	N/A	27	N/A	N/A
17	Number of Municipalities supported with demarcation of sites	22	N/A	N/A	N/A	22
18	Number of municipalities supported with implementation of LUS	22	N/A	N/A	N/A	22
19	Number of municipalities supported with Implementation of SPLUMA	27	N/A	N/A	N/A	27
20	Number of Districts/Metros monitored on the implementation of One Plans	5	N/A	N/A	N/A	5
21	Number of work opportunities reported through Community Work Programme (CWP)	23000	23000	23000	23000	23000
22.	Number of district municipalities supported on functionality of District IGR Structures	5	5	5	5	5
23.	Number of municipalities supported to maintain	5	5	5	5	5

	functional Disaster Management Centres					
24.	Number of municipalities supported to maintain functional ward committees	22	22	22	22	22
25.	Number of reports compiled on the functionality of the disaster management advisory forum	4	1	1	1	1
26.	Number of municipalities supported to resolve community concerns.	27	27	27	27	27

4. Explanation of planned performance over the medium-term period

- a) The outputs will contribute towards the MTDP priorities 1,2 & 3.
- b) A description of planned performance concerning the programme's outputs.
 - Number of reports on municipalities supported to fast track the development and maintenance of water treatment and distribution infrastructure and wastewater treatment systems: Is intended to monitor good practices in the supply of clean and reliable water and proper maintenance of both water and wastewater infrastructure to achieve good scores on the blue and green drop assessment. A report will be prepared each quarter.
 - Number of reports on additional households provided with basic services: to progressively monitor the provision of basic services to all households. This report is done on annual basis after municipalities would have provided their reports on infrastructure grants spending and impact thereof.

- Number of municipalities monitored on the implementation of indigent policies: to monitor that municipalities ensure that basic services are provided to the correct beneficiaries.
- Number of municipalities monitored on the implementation of infrastructure delivery programs: to support municipalities in the implementation of service delivery projects funded by municipal infrastructure grant and the integrated urban development grant.
- Number of municipalities supported with implementation of SPLUMA, review and implementation of Spatial Development Frameworks (SDFs) and Land Use Schemes (LUS) will guide all sectors on structured integrated development in each municipality taking into consideration the spatial patents and Integrated Urban Development Framework.
- Demarcations of sites will contribute orderly development assisting in ensuring that communities are settled in suitable areas. All development planning indicators including Local Economic Development and Community Works Programme will mainly contribute to MTDP priority 1 on inclusive growth and job creation. The district development model and integrated development plans will serve as one of the tools for implementing the long-term district one plans. The reports will be prepared quarterly.
- Municipalities will be supported to ensure proper IGR coordination, including adequately supporting and monitoring municipalities to respond to community concerns. Coordinated disaster management through continuous integrated, multisectoral, multidisciplinary process of planning and implementation measures aimed at preventing or reducing the risk of disasters, mitigating the severity or consequences of disasters, emergency preparedness, rapid response and post disaster recovery and rehabilitation.
- Support water services authorities in collaboration with all water value chain stakeholders to contribute to improved water provision in the province

5. Programme resource considerations

Table 11.5(a).1 : Summary of payments and estimates by sub-programme: Programme 3: Cooperative Governance									
R thousand	Outcome			Main appropriation	Adjusted appropriation 2024/25	Revised estimate	Medium-term estimates		
	2021/22	2022/23	2023/24				2025/26	2026/27	2027/28
1. Local Governance	219 148	230 570	245 434	260 052	309 498	309 498	279 504	289 321	305 216
2. Development Planning	51 537	48 463	48 031	54 944	54 798	54 798	54 066	66 073	69 375
Total payments and estimates	270 685	279 033	293 465	314 996	364 296	364 296	333 570	355 394	374 591

Table 11.5(b) : Summary of payments and estimates by economic classification: Programme 3: Cooperative Governance									
R thousand	Outcome			Main appropriation	Adjusted appropriation 2024/25	Revised estimate	Medium-term estimates		
	2021/22	2022/23	2023/24				2025/26	2026/27	2027/28
Current payments	266 335	273 709	291 275	308 680	310 467	310 467	330 031	351 692	370 704
Compensation of employees	263 411	264 925	278 034	291 727	291 727	291 727	308 621	333 005	351 089
Goods and services	2 924	8 784	13 241	16 953	18 740	18 740	21 410	18 687	19 615
Interest and rent on land	–	–	–	–	–	–	–	–	–
Transfers and subsidies to:	2 737	1 362	950	3 382	50 882	50 882	3 539	3 702	3 887
Provinces and municipalities	–	–	–	–	48 000	48 000	–	–	–
Departmental agencies and accounts	–	–	–	–	–	–	–	–	–
Higher education institutions	–	–	–	–	–	–	–	–	–
Foreign governments and international organisations	–	–	–	–	–	–	–	–	–
Public corporations and private enterprises	–	–	–	–	–	–	–	–	–
Non-profit institutions	–	–	–	–	–	–	–	–	–
Households	2 737	1 362	950	3 382	2 882	2 882	3 539	3 702	3 887
Payments for capital assets	992	2 813	1 240	2 934	2 947	2 947	–	–	–
Buildings and other fixed structures	–	–	–	–	–	–	–	–	–
Machinery and equipment	992	2 813	–	2 934	2 947	2 947	–	–	–
Heritage Assets	–	–	–	–	–	–	–	–	–
Specialised military assets	–	–	–	–	–	–	–	–	–
Biological assets	–	–	–	–	–	–	–	–	–
Land and sub-soil assets	–	–	–	–	–	–	–	–	–
Software and other intangible assets	–	–	1 240	–	–	–	–	–	–
Payments for financial assets	621	1 149	–	–	–	–	–	–	–
Total economic classification	270 685	279 033	293 465	314 996	364 296	364 296	333 570	355 394	374 591

Narrative: explanation of the resources' contribution to achieving the outputs

Over the medium term, expenditure increases from R314.996 million in 2024/25 to R371.495 million in 2027/28 which constitute 5.4 percent average increase. The programme increases by 5.9 percent in 2025/26, 6.1 percent in 2026/27 and 5.0 percent in 2027/28. The increase is as result of Training of ward Councillors, township establishment as well as Disaster projects.

Compensation of Employees: The increase on compensation of employees from R291.727 million in 2024/25 to R351.089 million in 2027/28 which constitutes 6.1 percent average increase. The item increases by 5.4 percent in 2025/26, 7.7 percent in 2026/27 and 5.0 percent in 2027/28. Compensation of Employees constitutes 92 percent of the total budget for Cooperative Governance. Community Development Programme constitutes a larger percentage (53.4 percent) of total Compensation of Employees within the programme.

Goods and Services: The increase on Goods and Services from R16.953 million in 2024/25 to R19.658 million in 2027/28 which constitutes 5.1 percent average increase. The item increases by 4.6 percent in 2025/26, 4.5 percent in 2026/27 and 5.0 percent in 2027/28. The increase is attributable to various municipal capacity development programmes planned for implementation over the MTEF. The programme focuses mainly on provision of support to municipalities with respect to development of infrastructure plans, establishment of Spatial Development Frameworks, disaster relief interventions, induction of councillors and ward committee members across the province.

Transfer payments: The decrease on Transfer payments from R3.382 million in 2024/25 to R3.887 million in 2027/28 which constitutes 4.7 percent average increase. Transfer payments is mainly for Leave Gratuities in respect of officials who leave the Department through natural attrition and normal retirement.

Payment of Capital assets: The increase on Payments for Capital Asset from R2.934 million in 2024/25 to R0 in 2027/28 constitutes 100 percent average decrease. 100 percent decrease is a result of once off purchase of GIS and GPS equipment in 2024/25 financial year.

1.1. (E) Programme 4: Traditional Institution Development

1.1.1. Purpose: The Programme aims to support the institution of Traditional Leadership to operate within the context of Co-operative Governance

1.2. Sub-programme: Traditional Institutional Administration and Administration of Houses of Traditional Leaders

1.2.1. Purpose: To promote the affairs of Traditional Leadership and Institutions

2. Traditional Institution Development Outcomes, outputs, performance indicators, and target

OUTCOMES, OUTPUTS, PERFORMANCE INDICATORS AND TARGETS

Outcomes	Outputs	Output indicators		Audited actual performance			Estimated performance	Medium-term targets		
		No		2021/22	2022/23	2023/24	2024/25	2025/26	2026/27	2027/28
Improved institutions of traditional leadership to promote cooperativ	Institutions of traditional leadership functional	1	Number of functional institutions of traditional leadership	New Indicator	New Indicator	New Indicator	New Indicator	7	7	7
	Development initiatives for traditional	2	Number of development initiatives for	New Indicator	New Indicator	New Indicator	New Indicator	10	10	10

Outcomes	Outputs	Output indicators		Audited actual performance			Estimated performance	Medium-term targets		
		No		2021/22	2022/23	2023/24	2024/25	2025/26	2026/27	2027/28
e governance	leadership supported		traditional leadership supported							
	Traditional leadership recognitions processed	3	Percentage of traditional leadership recognitions processed	New Indicator	New Indicator	New Indicator	New Indicator	100%	100%	100%
	Traditional leadership disputes processed	4	Percentage of traditional leadership disputes processed	44%	100%	100%	100%	85%	85%	85%
	Training program for traditional leadership institutions implemented	5	Number of training program interventions implemented for traditional leadership institutions	New Indicator	New Indicator	New Indicator	New Indicator	1	1	1
	Anti GBVF interventions/campaigns for traditional leadership	6	Number of Anti GBVF Intervention/campaigns for traditional leadership (Pillar 2: Prevention and Restoration of Social Fabric of the NSP)	New Indicator	New Indicator	4	4	4	4	4

Outcomes	Outputs	Output indicators		Audited actual performance			Estimated performance	Medium-term targets		
		No		2021/22	2022/23	2023/24	2024/25	2025/26	2026/27	2027/28
	Traditional councils can perform their functions.	7	Number of Traditional Councils supported to perform their functions	185	201	203	203	203	203	203

2. Traditional Institution Development Output indicators: Annual and Quarterly targets

Output Indicators		Annual target 2025/26	Quarterly targets			
			Quarter 1	Quarter 2	Quarter 3	Quarter 4
1.	Number of functional institutions of traditional leadership	7	Functionality assessment criteria approved	7	7	7
2.	Number of development initiatives for traditional leadership supported	10	Concept Note for Development Initiatives Approved	10	10	10
3.	Percentage of traditional leadership recognitions processed	100%	N/A	100%	100%	100%
4.	Percentage of traditional leadership disputes processed	85%	N/A	40%	80%	85%
5.	Number of training program interventions implemented for traditional leadership institutions	1	1	1	1	1
6.	Number of Anti GBVF Intervention/campaigns for traditional leadership (Pillar 2: Prevention and Restoration of Social Fabric of the NSP)	4	1	1	1	1

Output Indicators		Annual target 2025/26	Quarterly targets			
			Quarter 1	Quarter 2	Quarter 3	Quarter 4
7.	Number of Traditional Councils supported to perform their functions.	203	203	203	203	203

4. Explanation of planned performance over the medium-term period

The estimated budget allocation for the 2025/26 financial year will assist the Traditional Affairs Branch to contribute towards the achievement of the departmental outcome of a transformed institution of traditional leadership

Output 1: Institutions of traditional leadership functional

This output ensures that the institutions of traditional leadership are functional and able to carry out their mandate as per constitutional provisions and establishing legislation. It contributes to the outcome of a transformed institution of traditional leadership through the assessment and improvement of operations of Houses of Traditional and Khoi-San Leaders as well as the PICC.

Output 2: Development initiatives for traditional leadership supported

This output indicator contributes to the outcome on the transformed institution of traditional leadership in terms of existing partnership or development initiatives that the Department will support to improve their impact. The Department will collate the identified number of partnerships or development initiatives, assess their impact and propose interventions thereof.

Output 3: Traditional leadership recognitions processed

This indicator contributes to the outcome on transformed institution of traditional leadership because when vacant positions of traditional leaders are filled, traditional councils will be operational and thus empower traditional communities with services rendered by councils as a transformation imperative.

Output 4: Percentage of traditional leadership disputes processed

This indicator contributes to the outcome on transformed institution of traditional leaders because when disputes are processed, their finality and resolution contributes to the efficient operations of the traditional councils and royal families. After all, the incumbents will then preside over the meetings of traditional councils and those of royal families and take charge of the operations holistically, leading to stable communities and councils that discharge their developmental responsibilities.

Output 5: Number of capacity building interventions implemented for traditional leadership

The output indicator contributes to the outcome on transformed institution of traditional leadership with interventions as per the capacity building manual of traditional leadership. The capacitated members of traditional councils will possess the necessary knowledge to run the operations of these structures, ultimately improving their functionality to serve communities as a transformation agenda.

5. Programme resource considerations

Table 11.6(a).1 : Summary of payments and estimates by sub-programme: Programme 4: Traditional Institutional Development

R thousand	Outcome			Main appropriation	Adjusted appropriation 2024/25	Revised estimate	Medium-term estimates		
	2021/22	2022/23	2023/24				2025/26	2026/27	2027/28
1. Traditional Institutional Admin	449 188	463 804	511 750	507 024	548 239	548 239	509 554	526 597	547 295
2. Administration of Houses of Traditional Leaders	4 229	12 327	47 213	19 827	19 898	19 898	21 382	22 632	23 706
Total payments and estimates	453 417	476 131	558 963	526 851	568 137	568 137	530 936	549 229	571 001

Table 11.6(b) : Summary of payments and estimates by economic classification: Programme 4: Traditional Institutional Development

R thousand	Outcome			Main appropriation	Adjusted appropriation 2024/25	Revised estimate	Medium-term estimates		
	2021/22	2022/23	2023/24				2025/26	2026/27	2027/28
Current payments	430 704	440 277	450 568	468 541	468 172	468 172	485 625	503 239	524 291
Compensation of employees	424 237	429 562	437 465	443 705	445 705	445 705	461 164	478 930	498 889
Goods and services	6 420	10 685	13 103	24 836	22 467	22 467	24 461	24 309	25 402
Interest and rent on land	47	—	—	—	—	—	—	—	—
Transfers and subsidies to:	11 364	7 222	9 298	15 435	12 433	12 433	15 311	15 990	16 710
Provinces and municipalities	—	—	—	—	—	—	—	—	—
Departmental agencies and accounts	—	—	—	—	—	—	—	—	—
Higher education institutions	—	—	—	—	—	—	—	—	—
Foreign governments and international organisations	—	—	—	—	—	—	—	—	—
Public corporations and private enterprises	—	—	—	—	—	—	—	—	—
Non-profit institutions	10 209	6 186	7 274	13 325	10 323	10 323	13 104	13 684	14 300
Households	1 155	1 036	2 024	2 110	2 110	2 110	2 207	2 306	2 410
Payments for capital assets	11 349	28 632	99 097	42 875	87 532	87 532	30 000	30 000	30 000
Buildings and other fixed structures	7 455	23 189	35 988	37 000	46 026	46 026	25 000	25 000	25 000
Machinery and equipment	3 894	5 443	63 109	5 875	41 506	41 506	5 000	5 000	5 000
Heritage Assets	—	—	—	—	—	—	—	—	—
Specialised military assets	—	—	—	—	—	—	—	—	—
Biological assets	—	—	—	—	—	—	—	—	—
Land and sub-soil assets	—	—	—	—	—	—	—	—	—
Software and other intangible assets	—	—	—	—	—	—	—	—	—
Payments for financial assets	—	—	—	—	—	—	—	—	—
Total economic classification	453 417	476 131	558 963	526 851	568 137	568 137	530 936	549 229	571 001

Narrative: explanation of the resources' contribution to achieving the outputs

Over the medium term, budget allocation from R526.851 million in 2024/25 to R571.001 million in 2027/28 which constitutes 2.8 percent average increase. The 2.8 percent increase is a result of 3.0 percent Traditional Leaders royal allowance increase. Traditional Leaders royal allowance constitutes 50.0 percent of the total budget.

Compensation of Employees: The increase in compensation of employees from R443.705 million in 2024/25 to R498.889 million in 2027/28 which constitutes a 4.2 percent average increase. The item increases by 3.9 percent in 2025/26, an increase of 3.9 percent and 4.2 percent increase in 2027/28. Compensation of Employees in this programme is largely influenced by traditional leaders' royal allowances (which constitute 50.0 percent of the total Compensation of Employees budget) and staff attached to 185 Traditional Councils around the province.

Goods and Services – The increase in Goods and Services from R24.836 million in 2024/25 to R25.402 million in 2027/28 constitutes 0.9 percent average increase. The item decreases by 1.7 percent in 2025/26, decreases by 0.5 percent 2026/27, and increases by 4.5 percent in 2027/28. The main cost drivers are operational costs in King/Queenship institutions and support to Traditional Councils across the province.

Transfer and Subsidies: The decrease in Transfer payments from R15.435 million in 2024/25 to R16.710 million in 2027/28 which constitutes a 2.7 percent average increase. Cost drivers on Transfers & Subsidies in this programme consist mainly of the cost for support to Traditional Council offices, King/Queenship support staff allowances and Senior Traditional Leaders during events such as inaugurations and bereavement.

Payments of Capital Assets: The decrease in Payments of Capital Assets from R42.875 million in 2024/25 to R30.000 million in 2027/28 constitutes a 10.0 percent average decrease. The decrease is as a result of the decrease of Construction of Traditional Councils offices funding from R37.000 million in 2024/25 to R25.000 in 2027/28. Cost drivers are Traditional Council office construction and the purchase of furniture for Traditional Council offices.

6. Key risks and mitigation from the SP

Outcomes	Key risks	Risk mitigations
Improved efficiency and effectiveness of departmental operations through a professional and capable workforce.	Inadequate funding for organizational structure	Manage the budget of Traditional Affairs Planning for a budget of Traditional Affairs
	Failure to meet equity targets (Women and PWD)	Implementation of HR Plan Implement the HR Plan Enforce the EE Plan during recruitment by targeting specific posts when advertising for Women, Youth, Disabled, and other ethnic groups
	Aging personnel	Recruitment should target youth
	Aging and non-maintained departmental buildings	Develop a maintenance plan for the buildings
	Inadequate allocation of Financial Resources	Financial Planning, budgeting, and monitoring strengthened
Improved Clean administration and Good Governance	<ul style="list-style-type: none"> Unethical conduct Non-compliance with Laws & Regulations 	<ul style="list-style-type: none"> Implementation of the Departmental Code of Conduct Implementation of Consequence Management Enforcement of Performance Management Policy. Implement Training and Development Programs
	<ul style="list-style-type: none"> Maladministration Inadequate Performance Management Internal Control Deficiencies 	<ul style="list-style-type: none"> Implementation of Consequence Management Develop and Implement Policies and Standard Operating Procedures
Improved integrated and sustainable human settlements in rural and urban areas	Stoppage of projects by the communities and other interest group	<ul style="list-style-type: none"> Strengthening regular stakeholder engagement Implementation of research paper findings and recommendations on business forums
	The underperformance of service providers	Enforcement of Contract management
	Sabotage by some of the local leadership	Rigorous stakeholder engagement and management
	<ul style="list-style-type: none"> Lack of cooperation by relevant stakeholders during project implementation 	<ul style="list-style-type: none"> Implementation of Intergovernmental Relation Act, 2005
	Townships not proclaimed	Fast-tracking proclamation process
Improved support and oversight in municipalities for effective service delivery	Financial constraints	Support municipalities to plan for relevant infrastructure that responds to local circumstances

	Infrastructure failure	Support municipalities to develop costed asset management plans
	Inadequate human resource	Fill vacant positions
	Community unrest/violent protests	<ul style="list-style-type: none"> Strengthened early warning systems. Monitoring all cases referred to sector departments and municipalities. Escalate community concerns to District IGR Forums.
	Inability to respond to disasters.	<ul style="list-style-type: none"> Review of Provincial Disaster Management Plan. Functional disaster advisory forum. Issuing of climate/weather warnings to local communities
Improved institution of traditional leadership to promote cooperative governance	<ul style="list-style-type: none"> Non-compliance with traditional affairs legislation 	<ul style="list-style-type: none"> Develop and implement a compliance matrix for the implementation of traditional affairs legislation (TKLA, CIA, and Limpopo Traditional Leadership and Institutions Act of 2005)
	<ul style="list-style-type: none"> Lapsing of TKLA 	<ul style="list-style-type: none"> Develop and implement the compliance plan for the Framework Act of 2003 and the 2009 Amendment Act Develop and implement the compliance plan for the Limpopo Institutions Act, 2005.

7. Public entities

Name of public entity	Mandate	Outcomes
<ul style="list-style-type: none"> Housing Development Agency (HDA) 	<ul style="list-style-type: none"> Housing Development Agency Act 23 of 2008 	<ul style="list-style-type: none"> To address land acquisition and assembly, provide project management support and housing development services

8. Infrastructure Projects

Project Name	Programme	Project Description	Outputs	Project Start Date	Project Completion Date	Total Estimated Cost	Current Year Expenditure	Longitude (East/West+X)	Longitude (North/South/-Y)	
1.	Rural Housing Project	RURAL - 4.2 RURAL SUBSIDY COMMUNAL LAND RIGHTS	CAPRICORN/BLOUBERG MUNI./XALAMUKA (45) RURAL 23/24 - Phase 1	1	2023/04/01	2025/06/30	R 239 036,00	R 5 877 062,10	E 28.799638	S 23.083530
2.	CRU Project	SOCIAL_RENTAL - 3.3b COMMUNITY RESIDENTIAL UNITS CONSTRUCTED	VHEMBE/MAKHADO MUNI./TUBATSE(118)CRU/22/23 - Phase 1	14	2021/11/15	2025/06/30	R 13 000 000,00	R 1 718 531,64	29,879058	-23,04827
3.	Rural Housing Project	RURAL - 4.2 RURAL SUBSIDY COMMUNAL LAND RIGHTS	CAPRICORN/LEPELLE-NKUMPI MUNI./BALO HOLDINGS (81) RURAL 23/24 - Phase 1	7	2023/04/01	2025/06/30	R 1 052 954,00	R 12 498 064,00	29,37143	-24,329295
4.	Rural Housing Project	RURAL - 4.2 RURAL SUBSIDY COMMUNAL LAND RIGHTS	CAPRICORN/LEPELLE-NKUMPI MUNI./IXPLORE (192) 24/25 - Phase 1	35	2024/2025	2025/06/30	R 6 673 520,00	R 0,00	29,470102	-24,301485
5.	IRDP - Housing Construction Project Linked	INCREMENTAL - 2.2c INTEGRATED RESIDENTIAL DEVELOPMENT PROGRAMME: PHASE 2: TOP STRUCTURE CONSTRUCTION	CAPRICORN/LEPELLE-NKUMPI MUNI./IXPLORE(25)URBAN/24/25 - Phase 1	19	2023/09/01	2025/06/30	R 3 622 768,00	R 0,00	E 29.514861	S 23.304651
6.	Rural Housing Project	RURAL - 4.2 RURAL SUBSIDY COMMUNAL LAND RIGHTS	CAPRICORN/LEPELLE-NKUMPI MUNI./MOJAPHAPI (45) RURAL 23/24 - Phase 1	2	2023/04/01	2025/06/30	R 300 844,00	R 7 337 970,00	29,37143	-24,329295
7.	Rural Housing Project	RURAL - 4.2 RURAL SUBSIDY COMMUNAL LAND RIGHTS	CAPRICORN/MOLEMOLE MUNI./GIDEON (45) RURAL 23/24 - Phase 1	1	2023/04/01	2025/06/30	R 239 036,00	R 6 734 053,80	29,666198	-23,497899
8.	Rural Housing Project	RURAL - 4.2 RURAL SUBSIDY COMMUNAL LAND RIGHTS	CAPRICORN/MOLEMOLE MUNI./MONA (45) RURAL 24/25 - Phase 1	0	2024/05/15	2025/06/30	R 597 690,00	R 0,00	29,666198	-23,497899
9.	Rural Housing Project	RURAL - 4.2 RURAL SUBSIDY COMMUNAL LAND RIGHTS	CAPRICORN/MOLEMOLE MUNI./NAXT MOST (70) RURAL 24/25 - Phase 1	0	2024/05/02	2025/06/30	R 1 340 582,00	R 1 742 874,64	29,666198	-23,497899
10.	Progress Payment Housing Project	RURAL - 4.2 RURAL SUBSIDY COMMUNAL LAND RIGHTS	CAPRICORN/POLOKWANE MUNI./MOTHIKENI (09) MILVET 23/24 - Phase 1	1	2023/04/01	2025/06/30	R 239 036,00	R 0,00	29,351074	-23,846739
11.	Discount Benefit Scheme	FINANCIAL - 1.3 ENHANCED EXTENDED DISCOUNT BENEFIT SCHEME (EEDBS)	EEDBS/SA SONYANA (500) 21/22 EEDBS - Phase 1	0	2021/06/07	2025/06/30	R 104 250,00	R 89 553,00	29,454879	-23,903594
12.	OPSCAP	FINANCIAL - 1.8 OPERATIONAL CAPITAL BUDGET	IMPLEMENTING AGENT/HDA/MTOP/23/24 - Phase 1	0	2023/04/01	2026/03/31	R 37 006 520,00	R 0,00	29,351074	-23,846739
13.	OPSCAP	PROVINCIAL SPECIFIC PROGRAMMES	IMPLEMENTING AGENT/HDA/BENDOR EXT 100/23/24 - Phase 1	0	2023/04/01	2026/03/31	R 6 000 000,00	R 0,00	29,351074	-23,846739

Human Settlements and Traditional Affairs | 2025/2026

14.	OPSCAP	PROVINCIAL SPECIFIC PROGRAMMES	IMPLEMENTING AGENT/HAD/TENURE RESTORATION/TITLE DEEDS/23/24 - Phase 1	0	2023/04/01	2026/03/31	R 4 588 400,00	R 2 511 600,00	29,351074	-23,846739
15.	Rural Housing Project	RURAL - 4.2 RURAL SUBSIDY COMMUNAL LAND RIGHTS	CAPRICON/BLOUBERG MUNI./EMOLE (72) RURAL 24/25 - Phase 1	0	2024/05/02	2025/01/31	R 1 334 704,00	R 0,00	E 28.799638	S 23.083530
16.	Rural Housing Project	RURAL - 4.2 RURAL SUBSIDY COMMUNAL LAND RIGHTS	CAPRICON/BLOUBERG MUNI./MAWEJA (45) RURAL 24/25 - Phase 1	14	2024/05/02	2025/06/30	R 2 669 408,00	R 0,00	E 29.054155	S 23.188127
17.	Financial Linked Individual Subsidy	FINANCIAL - 1.2 HOUSING FINANCE LINKED INDIVIDUAL SUBSIDY PROGRAMME	FLISP PROVINCIAL/RISIMA HOUSING FINANCE CORPORATION/23/24 - FLISP	70	2023/08/23	2026/03/31	R 7 245 000,00	R 0,00	29,351074	-23,846739
18.	OPSCAP	INCREMENTAL - 2.6 EMERGENCY HOUSING ASSISTANCE	IMPLEMENTING AGENT/HDA/500REMOVAL OF ASBESTOS 21/22 - Phase 1	0	2021/03/01	2025/08/31	R 13 000 000,00	R 54 220 000,00	29,351074	-23,846739
19.	OPSCAP	FINANCIAL - 1.10 NHBRC ENROLMENT	NHBRC ENROLLMENT 24/25 - Phase 1	0	2023/11/01	2025/06/30	R 25 000 000,00	R 8 998 251,12	29,351074	-23,846739
20.	Rural Housing Project	RURAL - 4.2 RURAL SUBSIDY COMMUNAL LAND RIGHTS	MOPANI/BA-PHALABORWA MUNI./MABALENG (193) RURAL 23/24 - Phase 1	0	2023/04/01	2025/06/30	R 179 802,00	R 31 813 289,20	31,065949	-23,98719
21.	Rural Housing Project	RURAL - 4.2 RURAL SUBSIDY COMMUNAL LAND RIGHTS	MOPANI/LETABA MUNI./FLUID CON (45) RURAL 23/24 - Phase 1	5	2023/04/01	2025/06/30	R 616 543,00	R 7 397 730,00	30,373861	-23,467871
22.	Progress Payment Housing Project	RURAL - 4.2 RURAL SUBSIDY COMMUNAL LAND RIGHTS	MOPANI/TZANEEN MUNI./ASIMA (02) MILVET 23/24 - Phase 1	0	2023/09/04	2025/06/30	R 239 036,00	R 239 036,00	30,334325	-23,888528
23.	Rural Housing Project	RURAL - 4.2 RURAL SUBSIDY COMMUNAL LAND RIGHTS	MOPANI/TZANEEN MUNI./ASIMA (180) RURAL 24/25 - Phase 1	27	2023/09/04	2025/06/30	R 11 816 265,00	R 0,00	30,334325	-23,888528
24.	CRU Project	SOCIAL_RENTAL - 3.3b COMMUNITY RESIDENTIAL UNITS CONSTRUCTED	MOPANI/TZANEEN MUNI./RHANDZO/CRU/24/25 - Phase 1	0	2023/11/23	2026/11/30	R 13 000 000,00	R 0,00	30.10'38"	23.51'36"
25.	Rural Housing Project	RURAL - 4.2 RURAL SUBSIDY COMMUNAL LAND RIGHTS	MOPANI/MARULENG MUNI./MABE (45) RURAL 24/25 - Phase 1	22	2023/11/23	2025/06/30	R 4 264 571,00	R 0,00	30,616573	-24,359651
26.	Rural Housing Project	RURAL - 4.2 RURAL SUBSIDY COMMUNAL LAND RIGHTS	MOPANI/MARULENG MUNI./RAMATSOBANE (198) RURAL 24/25 - Phase 1	13	2023/11/23	2025/06/30	R 17 899 478,00	R 0,00	30,616573	-24,359651
27.	Rural Housing Project	RURAL - 4.2 RURAL SUBSIDY COMMUNAL LAND RIGHTS	MOPANI/BA-PHALABORWA MUNI./RHELELA (45) RURAL 24/25 - Phase 1	0	2024/05/02	2025/06/30	R 5 147 148,00	R 0,00	31.08'27.85	23 563 476
28.	Rural Housing Project	RURAL - 4.2 RURAL SUBSIDY COMMUNAL LAND RIGHTS	MOPANI/TZANEEN MUNI./SHOPHY & JACK (72) RURAL 24/25 - Phase 1	26	2024/06/06	2025/06/28	R 5 697 071,00	R 0,00	30.14581 107	-23,81677461
29.	Rural Housing Project	RURAL - 4.2 RURAL SUBSIDY	SEKHU/ELIAS MOTSOLEDI MUNI./CAPOTEX (136) RURAL 23/24 - Phase 1	62	2023/04/01	2025/06/30	R 5 149 756,00	R 16 220 796,90	29.211637	-25.313731

		COMMUNAL LAND RIGHTS								
30.	Rural Housing Project	RURAL - 4.2 RURAL SUBSIDY COMMUNAL LAND RIGHTS	SEKHU/ELIAS MOTSOALEDI MUNI./SILVER EDGE (36) RURAL 22/23 - Phase 1	4	2022/07/01	2025/06/30	R 561 879,00	R 3 040 328,10	29.211637	-25.313731
31.	Rural Housing Project	RURAL - 4.2 RURAL SUBSIDY COMMUNAL LAND RIGHTS	SEKHU/EPHRAIM MOGALE MUNI./KOKO (76) RURAL 24/25 - Phase 1	35	2023/04/01	2025/06/30	R 6 650 773,00	R 0,00	29,403397	-24,976964
32.	Rural Housing Project	RURAL - 4.2 RURAL SUBSIDY COMMUNAL LAND RIGHTS	SEKHU/EPHRAIM MOGALE MUNI./MASAILOR (76) RURAL 24/25 - Phase 1	40	2023/04/01	2025/06/30	R 7 626 880,00	R 0,00	29,403397	-24,976964
33.	Rural Housing Project	RURAL - 4.2 RURAL SUBSIDY COMMUNAL LAND RIGHTS	SEKHU/FETAKGOMO-TUBATSE MUNI./ASIMA(85)RURAL/23/24 - Phase 1	0	2023/11/09	2025/06/30	R 2 052 596,00	R 6 332 261,70	30.034506	-24.347773,
34.	Rural Housing Project	RURAL - 4.2 RURAL SUBSIDY COMMUNAL LAND RIGHTS	SEKHU/FETAKGOMO-TUBATSE MUNI./ECOTROOPERS 197) RURAL 24/25 - Phase 1	40	2023/11/09	2025/06/30	R 7 626 880,00	R 0,00	30.034506	-24.347773,
35.	Progress Payment Housing Project	RURAL - 4.2 RURAL SUBSIDY COMMUNAL LAND RIGHTS	SEKHU/FETAKGOMO-TUBATSE MUNI./HLAKOLE (04) MILVET 23/24 - Phase 1	4	2023/04/01	2025/06/30	R 167 326,00	R 0,00	30.034506	-24.347773,
36.	Rural Housing Project	RURAL - 4.2 RURAL SUBSIDY COMMUNAL LAND RIGHTS	SEKHU/FETAKGOMO-TUBATSE MUNI./NTSHIANA TADING (91) RURAL 23/24 - Phase 1	15	2023/04/01	2025/06/30	R 1 711 594,00	R 11 807 344,10	30.605503	-24.473166,
37.	Rural Housing Project	RURAL - 4.2 RURAL SUBSIDY COMMUNAL LAND RIGHTS	SEKHU/FETAKGOMO-TUBATSE MUNI./PGN CIVILS (200) RURAL 23/24 - Phase 1	0	2023/04/01	2025/06/30	R 919 319,00	R 32 591 933,60	30.605503	-24.473166,
38.	IRDP - Housing Construction Project Linked	INCREMENTAL - 2.2c INTEGRATED RESIDENTIAL DEVELOPMENT PROGRAMME: PHASE 2: TOP STRUCTURE CONSTRUCTION	SEKHU/MAKHUDUTHAMAGA MUNI./HLAKOLE (03) MILVET/23/24 - Phase 1	3	2023/04/01	2025/06/30	R 226 055,00	R 478 072,40	29,871203	-24,757555
39.	Rural Housing Project	RURAL - 4.2 RURAL SUBSIDY COMMUNAL LAND RIGHTS	SEKHU/ELIAS MOTSOALEDI MUNI./SIBONGILE THEMBISILE (179) RURAL 24/25 - Phase 1	40	2024/05/02	2025/06/30	R 7 626 880,00	R 0,00	29.602809	-25.010130,
40.	Rural Housing Project	RURAL - 4.2 RURAL SUBSIDY COMMUNAL LAND RIGHTS	SEKHU/ELIAS MOTSOALEDI MUNI./ZOHRA (64) RURAL 23/24 - Phase 1	28	2024/09/01	2025/06/30	R 4 471 104,00	R 0,00	29.618483	-24.965735,
41.	Rural Housing Project	RURAL - 4.2 RURAL SUBSIDY COMMUNAL LAND RIGHTS	SEKHU/FETAKGOMO-TUBATSE MUNI./CHISA (179) RURAL 24/25 - Phase 1	39	2024/05/02	2025/06/30	R 7 436 280,00	R 0,00	30.034506	-24.347773,
42.	Rural Housing Project	RURAL - 4.2 RURAL SUBSIDY COMMUNAL LAND RIGHTS	SEKHU/FETAKGOMO-TUBATSE MUNI./LLETS (29) RURAL 24/25 - Phase 1	10	2024/04/07	2025/06/30	R 1 257 498,00	R 419 166,00	29.910871	-24.487577,
43.	Rural Housing Project	RURAL - 4.2 RURAL SUBSIDY	SEKHU/FETAKGOMO-TUBATSE MUNI./MANEKWANE (72) RURAL 24/25	36	2024/04/07	2025/06/30	R 6 921 839,00	R 0,00	30.605503	-24.473166,

		COMMUNAL LAND RIGHTS									
44.	Rural Housing Project	RURAL - 4.2 RURAL SUBSIDY COMMUNAL LAND RIGHTS	SEKHU/FETAKGOMO-TUBATSE MUNI./MOAFRIKA CONS (45) RURAL 24/25 - Phase 1	25	2024/05/02	2025/06/30	R 4 766 800,00	R 0,00	29.965840	-24.847673.	
45.	Rural Housing Project	RURAL - 4.2 RURAL SUBSIDY COMMUNAL LAND RIGHTS	SEKHU/MAKHUDUTHAMAGA MUNI./BROOKLYNN (190)RURAL 24/25 - Phase 1	40	2024/05/02	2025/06/30	R 7 626 880,00	R 0,00	29.765053	-24.924913.	
46.	Rural Housing Project	RURAL - 4.2 RURAL SUBSIDY COMMUNAL LAND RIGHTS	VHEMBE/COLLINS CHABANE MUNI./NICOLE (45) RURAL 24/25 - Phase 1	56	2024/05/02	2025/06/30	R 10 677 632,00	R 0,00	29,666198	-23,497899	
47.	Rural Housing Project	RURAL - 4.2 RURAL SUBSIDY COMMUNAL LAND RIGHTS	VHEMBE/COLLINS CHABANE MUNI./SOMANDLA (200) RURAL 23/24 - Phase 1	0	2023/04/01	2025/06/30	R 349 203,00	R 31 905 426,80	29,666198	-23,497899	
48.	Rural Housing Project	RURAL - 4.2 RURAL SUBSIDY COMMUNAL LAND RIGHTS	VHEMBE/MAKHADO MUNI./AROCON (183) RURAL 24/25 - Phase 1	57	2024/05/02	2025/06/30	R 10 868 304,00	R 0,00	29.8034*	23.1196*	
49.	Rural Housing Project	RURAL - 4.2 RURAL SUBSIDY COMMUNAL LAND RIGHTS	VHEMBE/MAKHADO MUNI./FLUID CONSTRUCTION (20) RURAL 24/25 - Phase 1	9	2024/05/02	2025/06/30	R 1 716 048,00	R 0,00	30.1067*	23.2055*	
50.	Rural Housing Project	RURAL - 4.2 RURAL SUBSIDY COMMUNAL LAND RIGHTS	VHEMBE/MAKHADO MUNI./KUMBATIA HOLDINGS (80) RURAL 23/24 - Phase 1	2	2023/04/01	2025/06/30	R 2 274 279,00	R 8 647 579,00	30,007478	-22,90524	
51.	CRU Project	SOCIAL_RENTAL - 3.3b COMMUNITY RESIDENTIAL UNITS CONSTRUCTED	VHEMBE/MAKHADO MUNI./LUMAR (118) CRU 22/23 - Phase 1	0	2022/11/17	2025/06/30	R 7 000 000,00	R 0,00	29,879058	-23,04827	
52.	Rural Housing Project	RURAL - 4.2 RURAL SUBSIDY COMMUNAL LAND RIGHTS	VHEMBE/MAKHADO MUNI./MOTHIKENI INV (73) RURAL 24/25 - Phase 1	42	2024/05/02	2025/06/30	R 8 008 224,00	R 0,00	30.1223*	22.9244*	
53.	Rural Housing Project	RURAL - 4.2 RURAL SUBSIDY COMMUNAL LAND RIGHTS	VHEMBE/MAKHADO MUNI./SPLISH SPLASH (40) RURAL 24/25 - Phase 1	0	2024/04/07	2025/06/30	R 419 177,00	R 0,00	30.0045*	22.9051*	
54.	Rural Housing Project	RURAL - 4.2 RURAL SUBSIDY COMMUNAL LAND RIGHTS	VHEMBE/MAKHADO MUNI./TUBATSE (200) RURAL 23/24 - Phase 1	15	2023/04/01	2025/06/30	R 2 860 080,00	R 8 287 488,20	29,879058	-23,04827	
55.	Rural Housing Project	RURAL - 4.2 RURAL SUBSIDY COMMUNAL LAND RIGHTS	VHEMBE/MUSINA MUNI./MUTHATHE (183) RURAL 24/25 - Phase 1	14	2024/05/02	2025/06/30	R 13 347 040,00	R 0,00	30,006908	-22,345484	
56.	Rural Housing Project	RURAL - 4.2 RURAL SUBSIDY COMMUNAL LAND RIGHTS	VHEMBE/MUSINA MUNI./T & C (183) RURAL 24/25 - Phase 1	62	2024/04/30	2025/06/30	R 13 537 712,00	R 0,00	30,006908	-22,345484	
57.	Rural Housing Project	RURAL - 4.2 RURAL SUBSIDY COMMUNAL LAND RIGHTS	VHEMBE/MUTALE MUNI./RIVERWALK(94)RURAL/16/17 - Phase 1	15	2016/08/19	2025/06/30	R 142 001,00	R 4 509 852,71	30,442566	-22,785048	
58.	Progress Payment Housing Project	RURAL - 4.2 RURAL SUBSIDY	VHEMBE/THULAMELA MUNI./AKANI CONSTR. (350) UNBLOCKING 24/25 - Phase 1	113	2024/06/24	2025/06/30	R 1 716 048,00	R 3 012 382,31	30.589120	-22.904266	

Human Settlements and Traditional Affairs | 2025/2026

		COMMUNAL LAND RIGHTS									
59.	Progress Payment Housing Project	RURAL - 4.2 RURAL SUBSIDY COMMUNAL LAND RIGHTS	VHEMBE/THULAMELA MUNI./ELIMASH (02) MILVET 23/24 - Phase 1	0	2023/04/01	2025/06/30	R 361 698,00	R 119 518,00	30,764107	-22,897377	
60.	Rural Housing Project	RURAL - 4.2 RURAL SUBSIDY COMMUNAL LAND RIGHTS	VHEMBE/THULAMELA MUNI./ELIMASH (200) RURAL 23/24 - Phase 1	22	2023/04/01	2025/06/30	R 16 969 808,00	R 22 904 135,10	30,764107	-22,897377	
61.	Rural Housing Project	RURAL - 4.2 RURAL SUBSIDY COMMUNAL LAND RIGHTS	VHEMBE/THULAMELA MUNI./FANANG DIATLA (182) RURAL 24/25 - Phase 1	50	2024/06/24	2025/06/30	R 9 533 600,00	R 0,00	30,764107	-22,897377	
62.	Rural Housing Project	RURAL - 4.2 RURAL SUBSIDY COMMUNAL LAND RIGHTS	VHEMBE/THULAMELA MUNI./LEDILE (183) RURAL 24/25 - Phase 1	22	2024/06/24	2025/06/30	R 15 063 088,00	R 0,00	30,764107	-22,897377	
63.	Rural Housing Project	RURAL - 4.2 RURAL SUBSIDY COMMUNAL LAND RIGHTS	VHEMBE/THULAMELA MUNI./NHLANGANO (100) RURAL 12/13 - Phase 1	117	2012/03/01	2025/06/30	R 1 144 032,00	R 6 426 069,62	30,764107	-22,897377	
64.	IRDP - Housing Construction Project Linked	INCREMENTAL - 2.2c INTEGRATED RESIDENTIAL DEVELOPMENT PROGRAMME: PHASE 2: TOP STRUCTURE CONSTRUCTION	VHEMBE/THULAMELA MUNI./TENDIWANGA (03) MILVET/ 23/24 - Phase 1	0	2023/10/01	2025/06/30	R 144 364,00	R 0,00	30,764107	-22,897377	
65.	IRDP - Housing Construction Project Linked	RURAL - 4.2 RURAL SUBSIDY COMMUNAL LAND RIGHTS	VHEMBE/THULAMELA MUNI./TENDIWANGA (10) BLOCKED 23/24 - Phase 1	5	2023/04/01	2025/06/30	R 180 506,00	R 0,00	30,764107	-22,897377	
66.	Rural Housing Project	RURAL - 4.2 RURAL SUBSIDY COMMUNAL LAND RIGHTS	WATERBERG/BELA-BELA MUNI./TTR INFRASTRUCTURE (155) RURAL 23/24 - Phase 1	6	2023/04/01	2025/06/30	R 2 595 749,00	R 17 702 073,60	28,274745	-24,87351	
67.	Rural Housing Project	RURAL - 4.2 RURAL SUBSIDY COMMUNAL LAND RIGHTS	WATERBERG/LEPHALALE MUNI./DN DLUDLU(200) RURAL 23/24 - Phase 1	35	2023/04/01	2025/06/30	R 4 292 624,00	R 24 929 387,09	28,021046	-23,337283	
68.	Rural Housing Project	RURAL - 4.2 RURAL SUBSIDY COMMUNAL LAND RIGHTS	WATERBERG/LEPHALALE MUNI./KGOTSO MOKONE(200)RURAL 23/24 - Phase 1	0	2023/04/01	2025/06/30	R 4 835 451,00	R 22 404 748,80	28,021046	-23,337283	
69.	Rural Housing Project	RURAL - 4.2 RURAL SUBSIDY COMMUNAL LAND RIGHTS	WATERBERG/LEPHALALE MUNI./KHUM MK (182) RURAL 24/25 - Phase 1	37	2024/03/31	2025/06/30	R 29 534 659,00	R 0,00	28,021046	-23,337283	
70.	CRU Project	SOCIAL_RENTAL - 3.3b COMMUNITY RESIDENTIAL UNITS CONSTRUCTED	WATERBERG/LEPHALALE MUNI./RHEILAND JV QINISA /CRU 16/17 - Phase 1	500	2016/04/01	2025/06/30	R 30 736 135,00	R 93 479 147,20	28,021046	-23,337283	
71.	Rural Housing Project	RURAL - 4.2 RURAL SUBSIDY COMMUNAL LAND RIGHTS	WATERBERG/LEPHALALE MUNI./SMTM CONSTRU (80) RURAL 21/22 - Phase 1	1	2021/06/02	2025/06/30	R 87 782,00	R 10 259 258,10	28,086490	-23,573880	
72.	Rural Housing Project	RURAL - 4.2 RURAL SUBSIDY	WATERBERG/MOGALAKWENA MUNI./ALL AFRIKA (200) RURAL 23/24 - Phase 1	5	2023/04/01	2025/06/30	R 1 097 469,00	R 33 140 000,00	28,957730	-23,950130	

		COMMUNAL LAND RIGHTS									
73.	Rural Housing Project	RURAL - 4.2 RURAL SUBSIDY COMMUNAL LAND RIGHTS	WATERBERG/MOGALAKWENA MUNI./HLALES (36) RURAL 22/23 - Phase 1	6	2022/07/01	2025/06/30	R 805 483,00	R 5 039 697,60	28.957730	-23.950130	
74.	Progress Payment Housing Project	RURAL - 4.2 RURAL SUBSIDY COMMUNAL LAND RIGHTS	WATERBERG/MOGALAKWENA MUNI./KOEPHU (07) MILVET 23/24 - Phase 1	0	2023/04/01	2025/06/30	R 96 243,00	R 0,00	28.957730	-23.950130	
75.	Rural Housing Project	RURAL - 4.2 RURAL SUBSIDY COMMUNAL LAND RIGHTS	WATERBERG/MOGALAKWENA MUNI./KOEPHU (200) RURAL 23/24 - Phase 1	7	2023/02/28	2025/06/30	R 920 000,00	R 27 734 049,00	28.957730	-23.950130	
76.	Rural Housing Project	RURAL - 4.2 RURAL SUBSIDY COMMUNAL LAND RIGHTS	WATERBERG/MOGALAKWENA MUNI./MOTHIKENI (67) RURAL 21/22 - Phase 1	15	2021/08/20	2025/06/30	R 1 246 001,00	R 9 988 446,00	28.957730	-23.950130	
77.	Progress Payment Housing Project	INCREMENTAL - 2.2c INTEGRATED RESIDENTIAL DEVELOPMENT PROGRAMME: PHASE 2: TOP STRUCTURE CONSTRUCTION	WATERBERG/THABAZIMBI MUNI./BRUNEL ENG (200) URBAN 23/24 - Phase 1	0	2023/04/01	2025/06/30	R 2 505 431,00	R 29 360 771,20	27,380041	-24,573523	
78.	Rural Housing Project	RURAL - 4.2 RURAL SUBSIDY COMMUNAL LAND RIGHTS	WATERBERG/LEPHALALE MUNI./MOKHUTLOANE(80) RURAL 23/24 - Phase 1	4	2023/04/01	2025/06/30	R 956 144,00	R 13 220 640,00	28,021046	-23,337283	
79.	Rural Housing Project	RURAL - 4.2 RURAL SUBSIDY COMMUNAL LAND RIGHTS	VHEMBE/MAKHADO MUNI./ROSWIKA (40) RURAL 24/25 - Phase 1	31	2024/12/09	2025/06/30	R 5 910 832,00	R 0,00	30,07151	-23,145991	
80.	IRDP - Housing Construction Project Linked	INCREMENTAL - 2.2c INTEGRATED RESIDENTIAL DEVELOPMENT PROGRAMME: PHASE 2: TOP STRUCTURE CONSTRUCTION	VHEMBE/COLLINS CHABANE MUNI./SELAELO (03) MILVET 23/24 - Phase 1	2	2023/01/04	2025/06/30	R 381 344,00	R 0,00	29,666198	-23,497899	
81.	IRDP - Housing Construction Project Linked	INCREMENTAL - 2.2c INTEGRATED RESIDENTIAL DEVELOPMENT PROGRAMME: PHASE 2: TOP STRUCTURE CONSTRUCTION	WATERBERG/LEPHALALE MUNI./RAMKOL (100) URBAN 24/25 - Phase 1	21	2024/01/12	2025/07/31	R 18 117 200,00	R 0,00	28,021046	-23,337283	
82.	IRDP - Housing Construction Project Linked	INCREMENTAL - 2.2c INTEGRATED RESIDENTIAL DEVELOPMENT PROGRAMME: PHASE 2: TOP STRUCTURE CONSTRUCTION	WATERBERG/LEPHALALE MUNI./JAMNAR (100) URBAN 24/25 - Phase 1	22	2024/02/12	2025/07/31	R 18 117 200,00	R 0,00	28,021046	-23,337283	
83.	IRDP - Housing Construction Project Linked	INCREMENTAL - 2.2c INTEGRATED RESIDENTIAL DEVELOPMENT	WATERBERG/MODIMOLLE-MOOKGOPONG MUNI./RSMM (83) URBAN 24/25 - Phase 1	23	2024/01/05	2025/06/30	R 15 468 150,00	R 0,00	28,434707	-24,692946	

		PROGRAMME: PHASE 2: TOP STRUCTURE CONSTRUCTION									
84.	IRDP - Housing Construction Project Linked	INCREMENTAL - 2.2c INTEGRATED RESIDENTIAL DEVELOPMENT PROGRAMME: PHASE 2: TOP STRUCTURE CONSTRUCTION	WATERBERG/MODIMOLLE-MOOKGOPONG MUNI./YABO RENA(45)URBAN/24/25 - Phase 1	45	2024/02/05	2025/06/30	R 8 152 740,00	R 0,00	28,434707	-24,692946	
85.	IRDP - Housing Construction Project Linked	INCREMENTAL - 2.2c INTEGRATED RESIDENTIAL DEVELOPMENT PROGRAMME: PHASE 2: TOP STRUCTURE CONSTRUCTION	WATERBERG/MOGALAKWENA MUNI./RSMM (20) URBAN 24/25 - Phase 1	50	2024/02/05	2025/06/30	R 11 171 758,00	R 0,00	28.957730	-23.950130	
86.	IRDP - Housing Construction Project Linked	INCREMENTAL - 2.2c INTEGRATED RESIDENTIAL DEVELOPMENT PROGRAMME: PHASE 2: TOP STRUCTURE CONSTRUCTION	WATERBERG/THABAZIMBI MUNI/ ZOHRA KHAN DEVELOPERS(39) URBAN 24/25 - Phase 1	5	2024/08/01	2025/06/31	R 4 292 624,00	R 1 992 892,00	27,380041	-24,573523	
87.	OPSCAP	RURAL - 4.2 RURAL SUBSIDY COMMUNAL LAND RIGHTS	POLOKWANE LOCAL MUNICIPALITY - Phase 1	255	2024/02/02	2025/06/31	R 60 651 240,00	R 18 847 323,00	29,351074	-23,846739	
88.	Rural Housing Project	RURAL - 4.2 RURAL SUBSIDY COMMUNAL LAND RIGHTS	VHEMBE/MUSINA MUNI./HLAKOLE(49) RURAL 25/26 - Phase 1	30	2025/01/04	2025/09/30	R 7 135 440,00	R 0,00	30,006908	-22,345484	
89.	Rural Housing Project	RURAL - 4.2 RURAL SUBSIDY COMMUNAL LAND RIGHTS	VHEMBE/MUSINA MUNI./MAPHALAKARABO (49) RURAL 25/26 - Phase 1	30	2025/01/04	2025/09/30	R 7 135 440,00	R 0,00	30,006908	-22,345484	
90.	Rural Housing Project	RURAL - 4.2 RURAL SUBSIDY COMMUNAL LAND RIGHTS	MOPANI/TZANEEN MUNI./CATCH 22 (73) RURAL 25/26 - Phase 1	38	2025/01/04	2025/12/31	R 9 038 224,00	R 0,00	30,334325	-23,888528	
91.	Rural Housing Project	RURAL - 4.2 RURAL SUBSIDY COMMUNAL LAND RIGHTS	VHEMBE/COLLINS CHABANE MUNI./EMOLE (73) RURAL 25/26 - Phase 1	37	2025/01/04	2025/12/31	R 8 800 376,00	R 0,00	29,666198	-23,497899	
92.	Rural Housing Project	RURAL - 4.2 RURAL SUBSIDY COMMUNAL LAND RIGHTS	SEKHU/MAKHUDUTHAMAGA MUNI./MUTHATHE (43) RURAL 25/26 - Phase 1	28	2025/01/04	2025/09/30	R 6 659 744,00	R 0,00	29,871203	-24,757555	
93.	Rural Housing Project	RURAL - 4.2 RURAL SUBSIDY COMMUNAL LAND RIGHTS	VHEMBE/THULAMELA MUNI./ROSWIKA (73) RURAL 25/26 - Phase 1	35	2025/01/04	2025/12/31	R 8 324 680,00	R 0,00	30,764107	-22,897377	
94.	Rural Housing Project	RURAL - 4.2 RURAL SUBSIDY COMMUNAL LAND RIGHTS	WATERBERG/MOGALAKWENA MUNI./SPLISH SPLASH (73) 25/26 - Phase 1	15	2025/01/04	2025/12/31	R 3 567 720,00	R 0,00	28.957730	-23.950130	
95.	Rural Housing Project	RURAL - 4.2 RURAL SUBSIDY	WATERBERG/LEPHALALE MUNI./NTSHIZA'S TECHNICAL (160) RURAL 25/26 - Phase 1	81	2025/04/01	2026/03/31	R 6 897 592,00	R 0,00	28,021046	-23,337283	

		COMMUNAL LAND RIGHTS								
96.	Rural Housing Project	RURAL - 4.2 RURAL SUBSIDY COMMUNAL LAND RIGHTS	WATERBERG/MOGALAKWENA MUNI./SOMANDLA (52) RURAL 25/26 - Phase 1	39	2025/01/04	2025/12/31	R 9 276 072,00	R 0,00	28.957730	-23.950130
97.	Rural Housing Project	RURAL - 4.2 RURAL SUBSIDY COMMUNAL LAND RIGHTS	CAPRICORN/LEPELLE-NKUMPI MUNI./SOMANDLA (21) RURAL 25/26 - Phase 1	15	2025/01/04	2025/12/31	R 3 567 720,00	R 0,00	29,37143	-24,329295
98.	Rural Housing Project	RURAL - 4.2 RURAL SUBSIDY COMMUNAL LAND RIGHTS	CAPRICORN/MOLEMOLE MUNI./MAHLAKU A MOSEBO (161) RURAL 25/26 - Phase 1	19	2025/04/01	2026/03/31	R 4 519 112,00	R 0,00	29,666198	-23,497899
99.	Rural Housing Project	RURAL - 4.2 RURAL SUBSIDY COMMUNAL LAND RIGHTS	SEKHU/FETAKGOMO-TUBATSE MUNI./ZOHRA KHAN (161) RURAL 25/26 - Phase 1	109	2025/04/01	2026/03/31	R 8 103 337,00	R 0,00	30.605503	-24.473166,
100.	Rural Housing Project	RURAL - 4.2 RURAL SUBSIDY COMMUNAL LAND RIGHTS	CAPRICORN/LEPELLE-NKUMPI MUNI./MUTHATHE (30) RURAL 25/26 - Phase 1	25	2025/01/04	2025/12/31	R 5 946 200,00	R 0,00	29,37143	-24,329295
101.	Rural Housing Project	RURAL - 4.2 RURAL SUBSIDY COMMUNAL LAND RIGHTS	MOPANI/LETABA MUNI./MAMONDO (161) RURAL 25/26 - Phase 1	28	2025/04/01	2026/03/31	R 6 659 744,00	R 0,00	30,373861	-23,467871
102.	IRDP - Housing Construction Project Linked	INCREMENTAL - 2.2c INTEGRATED RESIDENTIAL DEVELOPMENT PROGRAMME: PHASE 2: TOP STRUCTURE CONSTRUCTION	WATERBERG/THABAZIMBI MUNI./ASIMA (161) URBAN 25/26 - Phase 1	125	2025/04/01	2026/03/31	R 32 438 749,00	R 0,00	27,380041	-24,573523
103.	Rural Housing Project	RURAL - 4.2 RURAL SUBSIDY COMMUNAL LAND RIGHTS	MOPANI/GIYANI MUNI./T & C CIVILS (31) RURAL 25/26 - Phase 1	19	2025/01/04	2025/09/30	R 4 519 112,00	R 0,00	30,801669	-23,303899
104.	Rural Housing Project	RURAL - 4.2 RURAL SUBSIDY COMMUNAL LAND RIGHTS	SEKHU/EPHRAIM MOGALE MUNI./MAVISO (160) RURAL 25/26 - Phase 1	47	2025/01/04	2025/09/30	R 11 178 856,00	R 0,00	29,403397	-24,976964
105.	Rural Housing Project	RURAL - 4.2 RURAL SUBSIDY COMMUNAL LAND RIGHTS	VHEMBE/COLLINS CHABANE MUNI./T & C CIVILS (18) RURAL 25/26 - Phase 1	13	2025/01/04	2025/09/30	R 3 092 024,00	R 0,00	29,666198	-23,497899
106.	Rural Housing Project	RURAL - 4.2 RURAL SUBSIDY COMMUNAL LAND RIGHTS	WATERBERG/MOGALAKWENA MUNI./LEDILE(18) RURAL 25/26 - Phase 1	18	2025/01/04	2025/09/30	R 4 281 264,00	R 0,00	28.957730	-23.950130
107.	Rural Housing Project	RURAL - 4.2 RURAL SUBSIDY COMMUNAL LAND RIGHTS	MOPANI/GIYANI MUNI./MAMONDO (161) RURAL 52/26 - Phase 1	90	2025/04/01	2026/03/31	R 7 135 440,00	R 0,00	30,801669	-23,303899
108.	Rural Housing Project	RURAL - 4.2 RURAL SUBSIDY COMMUNAL LAND RIGHTS	WATERBERG/LEPHALALE MUNI./LEDILE (31) RURAL 25/26 - Phase 1	20	2025/01/04	2025/09/30	R 4 756 960,00	R 0,00	28,021046	-23,337283
109.	Rural Housing Project	RURAL - 4.2 RURAL SUBSIDY	CAPRICORN/BLOUBERG MUNI./MAHLAKU A MESEBO (161) RURAL 25/26 - Phase 1	29	2025/04/01	2026/03/31	R 6 897 592,00	R 0,00	E 29.054155	S 23.188127

		COMMUNAL LAND RIGHTS								
110.	Rural Housing Project	RURAL - 4.2 RURAL SUBSIDY COMMUNAL LAND RIGHTS	VHEMBE/MUSINA MUNI./MAHLAKU A MOSEBO (161) RURAL 25/26 - Phase 1	26	2025/04/01	2026/03/31	R 6 184 048,00	R 0,00	30,006908	-22,345484
111.	Rural Housing Project	RURAL - 4.2 RURAL SUBSIDY COMMUNAL LAND RIGHTS	VHEMBE/THULAMELA MUNI./MC TEE (10) RURAL 25/26 - Phase 1	10	2025/01/04	2025/09/30	R 2 378 480,00	R 0,00	30,764107	-22,897377
112.	Rural Housing Project	RURAL - 4.2 RURAL SUBSIDY COMMUNAL LAND RIGHTS	VHEMBE/MAKHADO MUNI./MAEDZA (160) RURAL 25/26 - Phase 1	118	2025/04/01	2026/03/31	R 8 816 881,00	R 0,00	30,07151	-23,145991
113.	Rural Housing Project	RURAL - 4.2 RURAL SUBSIDY COMMUNAL LAND RIGHTS	VHEMBE/COLLINS CHABANE MUNI./MC TEE (39) RURAL 25/26 - Phase 1	24	2025/01/04	2025/09/30	R 5 708 352,00	R 0,00	29,666198	-23,497899
114.	Rural Housing Project	RURAL - 4.2 RURAL SUBSIDY COMMUNAL LAND RIGHTS	CAPRICON/MOLEMOLE MUNI./BALO (16) RURAL 25/26 - Phase 1	11	2025/01/04	2025/09/30	R 2 616 328,00	R 0,00	29,666198	-23,497899
115.	Rural Housing Project	RURAL - 4.2 RURAL SUBSIDY COMMUNAL LAND RIGHTS	SEKHU/EPHRAIM MOGALE MUNI./BALO (33) RURAL 25/26 - Phase 1	20	2025/01/04	2025/09/30	R 4 756 960,00	R 0,00	29,403397	-24,976964
116.	IRDP - Housing Construction Project Linked	INCREMENTAL - 2.2c INTEGRATED RESIDENTIAL DEVELOPMENT PROGRAMME: PHASE 2: TOP STRUCTURE CONSTRUCTION	WATERBERG/MODIMOLLE-MOOKGOPHONG MUNI./MIKATEKO (49) URBAN 25/26 - Phase 1	25	2025/01/04	2025/09/30	R 5 708 700,00	R 0,00	28,434707	-24,692946
117.	Rural Housing Project	RURAL - 4.2 RURAL SUBSIDY COMMUNAL LAND RIGHTS	SEKHU/FETAKGOMO-TUBATSE MUNI./MOKHUTLOANE (35) RURAL 25/26 - Phase 1	29	2025/01/04	2025/09/30	R 6 897 592,00	R 0,00	30,605503	-24,473166,
118.	Rural Housing Project	RURAL - 4.2 RURAL SUBSIDY COMMUNAL LAND RIGHTS	SEKHU/MAKHUDUTHAMAGA MUNI./MOKHUTLOANE (14) RURAL 25/26 - Phase 1	12	2025/01/04	2025/09/30	R 2 854 176,00	R 0,00	29,871203	-24,757555
119.	Rural Housing Project	RURAL - 4.2 RURAL SUBSIDY COMMUNAL LAND RIGHTS	WATERBERG/BELA-BELA MUNI./LEKGOTHWANE (59) RURAL 25/26 - Phase 1	44	2025/01/04	2025/12/31	R 10 465 312,00	R 0,00	28,274745	-24,87351
120.	IRDP - Housing Construction Project Linked	INCREMENTAL - 2.2c INTEGRATED RESIDENTIAL DEVELOPMENT PROGRAMME: PHASE 2: TOP STRUCTURE CONSTRUCTION	WATERBERG/MODIMOLLE-MOOKGOPHONG MUNI./LEKGOTHOANE(14) URBAN 25/26 - Phase 1	11	2025/01/04	2025/12/31	R 2 511 828,00	R 0,00	28,434707	-24,692946
121.	Rural Housing Project	RURAL - 4.2 RURAL SUBSIDY COMMUNAL LAND RIGHTS	SEKHU/FETAKGOMO-TUBATSE MUNI./NHLOHLORHI (60) RURAL 25/26 - Phase 1	30	2025/01/04	2025/12/31	R 7 135 440,00	R 0,00	30,605503	-24,473166,
122.	IRDP - Housing Construction Project Linked	INCREMENTAL - 2.2c INTEGRATED RESIDENTIAL	SEKHU/FETAKGOMO-TUBATSE MUNI./NHLOHLORHI 13) URBAN 25/26 - Phase 1	4	2025/01/04	2025/12/31	R 913 392,00	R 0,00	29,879058	-23,04827

		DEVELOPMENT PROGRAMME: PHASE 2: TOP STRUCTURE CONSTRUCTION								
123.	Rural Housing Project	RURAL - 4.2 RURAL SUBSIDY COMMUNAL LAND RIGHTS	VHEMBE/THULAMELA MUNI./TENDIWANGA (73) RURAL 25/26 - Phase 1	33	2025/01/04	2025/12/31	R 7 848 984,00	R 0,00	30,764107	-22,897377
124.	IRDP - Housing Construction Project Linked	INCREMENTAL - 2.2c INTEGRATED RESIDENTIAL DEVELOPMENT PROGRAMME: PHASE 2: TOP STRUCTURE CONSTRUCTION	VHEMBE/THULAMELA MUNI./TENDIWANGA (10) 24/25 - Phase 1	10	2025/01/04	2025/12/31	R 2 283 480,00	R 0,00	30,764107	-22,897377
125.	IRDP - Housing Construction Project Linked	INCREMENTAL - 2.2c INTEGRATED RESIDENTIAL DEVELOPMENT PROGRAMME: PHASE 2: TOP STRUCTURE CONSTRUCTION	WATERBERG/THABAZIMBI MUNI./KOEPHU (57) URBAN 25/26 - Phase 1	20	2025/01/04	2025/12/31	R 4 566 960,00	R 0,00	27,380041	-24,573523
126.	Rural Housing Project	RURAL - 4.2 RURAL SUBSIDY COMMUNAL LAND RIGHTS	WATERBERG/BELA-BELA MUNI./KOEPHU (16) RURAL 25/26 - Phase 1	11	2025/01/04	2025/12/31	R 2 616 328,00	R 0,00	28,274745	-24,87351
127.	IRDP - Housing Construction Project Linked	INCREMENTAL - 2.2c INTEGRATED RESIDENTIAL DEVELOPMENT PROGRAMME: PHASE 2: TOP STRUCTURE CONSTRUCTION	WATERBERG/BELA-BELA MUNI./KOEPHU BUS ENTERPRISE (57) URBAN 25/26 - Phase 1	20	2025/04/01	2025/12/31	R 4 566 960,00	R 0,00	28,274745	-24,87351
128.	Rural Housing Project	RURAL - 4.2 RURAL SUBSIDY COMMUNAL LAND RIGHTS	SEKHU/ELIAS MOTSOLEDI MUNI./MAVISO PROJECTS (160) RURAL 25/26 - Phase 1	108	2025/04/01	2026/03/31	R 7 865 489,00	R 0,00	29,618483	-24,965735,
129.	Rural Housing Project	RURAL - 4.2 RURAL SUBSIDY COMMUNAL LAND RIGHTS	SEKHU/MAKHUDUTHAMAGA MUNI./MAVISO PROJECTS(160) RURAL 25/26 - Phase 1	29	2025/04/01	2026/03/31	R 6 897 592,00	R 0,00	29,871203	-24,757555
130.	Rural Housing Project	RURAL - 4.2 RURAL SUBSIDY COMMUNAL LAND RIGHTS	VHEMBE/COLLINS CHABANE MUNI./MAEDZA (160) RURAL 25/26 - Phase 1	21	2025/04/01	2026/03/31	R 4 994 808,00	R 0,00	29,666198	-23,497899
131.	Rural Housing Project	RURAL - 4.2 RURAL SUBSIDY COMMUNAL LAND RIGHTS	MOPANI/BA-PHALABORWA MUNI./CIVIL ELEMENT (160) RURAL 25/26 - Phase 1	30	2025/04/01	2026/03/31	R 7 135 440,00	R 0,00	31,065949	-23,98719
132.	Rural Housing Project	RURAL - 4.2 RURAL SUBSIDY COMMUNAL LAND RIGHTS	MOPANI/TZANEEN MUNI./CIVIL ELEMENT (160) RURAL 25/26 - Phase 1	34	2025/04/01	2026/03/31	R 9 393 920,00	R 0,00	30,334325	-23,888528
133.	Rural Housing Project	RURAL - 4.2 RURAL SUBSIDY COMMUNAL LAND RIGHTS	MOPANI/LETABA MUNI./KUMBATIA HOLDINGS (49) RURAL 25/26 - Phase 1	30	2025/04/01	2025/09/30	R 7 135 440,00	R 0,00	30,373861	-23,467871

Human Settlements and Traditional Affairs | 2025/2026

134.	Rural Housing Project	RURAL - 4.2 RURAL SUBSIDY COMMUNAL LAND RIGHTS	WATERBERG/LEPHALELE MUNI./PGN CIVILS (49) RURAL 25/26 - Phase 1	29	2025/04/01	2025/09/30	R 6 897 592,00	R 0,00	28,021046	-23,337283
135.	Rural Housing Project	RURAL - 4.2 RURAL SUBSIDY COMMUNAL LAND RIGHTS	SEKHU/FETAKGOMO-TUBATSE MUNI./LH LANGA (49) RURAL 25/26 - Phase 1	29	2025/04/01	2025/09/30	R 6 897 592,00	R 0,00	29,879058	-23,04827
136.	IRDP - Housing Construction Project Linked	INCREMENTAL - 2.2c INTEGRATED RESIDENTIAL DEVELOPMENT PROGRAMME: PHASE 2: TOP STRUCTURE CONSTRUCTION	WATERBERG/MODIMOLLE-MOOKGOPONG MUNI./MIKATEKO (49) RURAL 25/26 - Phase 1	30	2025/04/01	2025/09/30	R 7 135 440,00	R 0,00	28,434707	-24,692946
137.	Rural Housing Project	RURAL - 4.2 RURAL SUBSIDY COMMUNAL LAND RIGHTS	MOPANI/TZANEEN MUNI./CATCH 22 (73) RURAL 25/26 - Phase 1	33	2025/04/01	2025/12/31	R 7 848 984,00	R 0,00	30,334325	-23,888528
138.	Rural Housing Project	RURAL - 4.2 RURAL SUBSIDY COMMUNAL LAND RIGHTS	CAPRICON/BLOUBERG MUNI./XALAMUKA (45) RURAL 23/24 - Phase 1	1	2023/04/01	2025/06/30	R 239 036,00	R 5 877 062,10	E 28.799638	S 23.083530
139.	CRU Project	SOCIAL_RENTAL - 3.3b COMMUNITY RESIDENTIAL UNITS CONSTRUCTED	VHEMBE/MAKHADO MUNI./TUBATSE(118)CRU/22/23 - Phase 1	14	2021/11/15	2025/06/30	R 13 000 000,00	R 1 718 531,64	29,879058	-23,04827
140.	Rural Housing Project	RURAL - 4.2 RURAL SUBSIDY COMMUNAL LAND RIGHTS	CAPRICON/LEPELLE-NKUMPI MUNI./BALO HOLDINGS (81) RURAL 23/24 - Phase 1	7	2023/04/01	2025/06/30	R 1 052 954,00	R 12 498 064,00	29,37143	-24,329295
141.	Rural Housing Project	RURAL - 4.2 RURAL SUBSIDY COMMUNAL LAND RIGHTS	CAPRICON/LEPELLE-NKUMPI MUNI./IXPLORE (192) 24/25 - Phase 1	35	2024/05/15	2025/06/30	R 6 673 520,00	R 0,00	29,470102	-24,301485
142.	IRDP - Housing Construction Project Linked	INCREMENTAL - 2.2c INTEGRATED RESIDENTIAL DEVELOPMENT PROGRAMME: PHASE 2: TOP STRUCTURE CONSTRUCTION	CAPRICON/LEPELLE-NKUMPI MUNI./IXPLORE(25)URBAN/24/25 - Phase 1	19	2023/09/01	2025/06/30	R 3 622 768,00	R 0,00	E 29.514861	S 23.304651
143.	Rural Housing Project	RURAL - 4.2 RURAL SUBSIDY COMMUNAL LAND RIGHTS	CAPRICON/LEPELLE-NKUMPI MUNI./MOJAPHAPI (45) RURAL 23/24 - Phase 1	2	2023/04/01	2025/06/30	R 300 844,00	R 7 337 970,00	29,37143	-24,329295
144.	Rural Housing Project	RURAL - 4.2 RURAL SUBSIDY COMMUNAL LAND RIGHTS	CAPRICON/MOLEMOLE MUNI./GIDEON (45) RURAL 23/24 - Phase 1	1	2023/04/01	2025/06/30	R 239 036,00	R 6 734 053,80	29,666198	-23,497899
145.	Rural Housing Project	RURAL - 4.2 RURAL SUBSIDY COMMUNAL LAND RIGHTS	CAPRICON/MOLEMOLE MUNI./MONA (45) RURAL 24/25 - Phase 1	0	2024/05/15	2025/06/30	R 597 690,00	R 0,00	29,666198	-23,497899
146.	Rural Housing Project	RURAL - 4.2 RURAL SUBSIDY COMMUNAL LAND RIGHTS	CAPRICON/MOLEMOLE MUNI./NAXT MOST (70) RURAL 24/25 - Phase 1	0	2024/05/02	2025/06/30	R 1 340 582,00	R 1 742 874,64	29,666198	-23,497899

Human Settlements and Traditional Affairs | 2025/2026

147.	Progress Payment Housing Project	RURAL - 4.2 RURAL SUBSIDY COMMUNAL LAND RIGHTS	CAPRICON/POLOKWANE MUNI./MOTHIKINI (09) MILVET 23/24 - Phase 1	1	2023/04/01	2025/06/30	R 239 036,00	R 0,00	29,351074	-23,846739
148.	Discount Benefit Scheme	FINANCIAL - 1.3 ENHANCED EXTENDED DISCOUNT BENEFIT SCHEME (EEDBS)	EEDBS/SA SONYANA (500) 21/22 EEDBS - Phase 1	0	2021/06/07	2025/06/30	R 104 250,00	R 89 553,00	29,454879	-23,903594
149.	OPSCAP	FINANCIAL - 1.8 OPERATIONAL CAPITAL BUDGET	IMPLEMENTING AGENT/HDA/MTOP/23/24 - Phase 1	0	2023/04/01	2026/03/31	R 37 006 520,00	R 0,00	29,351074	-23,846739
150.	OPSCAP	PROVINCIAL SPECIFIC PROGRAMMES	IMPLEMENTING AGENT/HDA/BENDOR EXT 100/23/24 - Phase 1	0	2023/04/01	2026/03/31	R 6 000 000,00	R 0,00	29,351074	-23,846739
151.	OPSCAP	PROVINCIAL SPECIFIC PROGRAMMES	IMPLEMENTING AGENT/HAD/TENURE RESTORATION/TITLE DEEDS/23/24 - Phase 1	0	2023/04/01	2026/03/31	R 4 588 400,00	R 2 511 600,00	29,351074	-23,846739
152.	Rural Housing Project	RURAL - 4.2 RURAL SUBSIDY COMMUNAL LAND RIGHTS	CAPRICON/BLOUBERG MUNI./EMOLE (72) RURAL 24/25 - Phase 1	0	2024/05/02	2025/01/31	R 1 334 704,00	R 0,00	E 28.799638	S 23.083530
153.	Rural Housing Project	RURAL - 4.2 RURAL SUBSIDY COMMUNAL LAND RIGHTS	CAPRICON/BLOUBERG MUNI./MAWEJA (45) RURAL 24/25 - Phase 1	14	2024/05/02	2025/06/30	R 2 669 408,00	R 0,00	E 29.054155	S 23.188127
154.	Financial Linked Individual Subsidy	FINANCIAL - 1.2 HOUSING FINANCE LINKED INDIVIDUAL SUBSIDY PROGRAMME	FLISP PROVINCIAL/RISIMA HOUSING FINANCE CORPORATION/23/24 - FLISP	70	2023/08/23	2026/03/31	R 7 245 000,00	R 0,00	29,351074	-23,846739
155.	OPSCAP	INCREMENTAL - 2.6 EMERGENCY HOUSING ASSISTANCE	IMPLEMENTING AGENT/HDA/500REMOVAL OF ASBESTOS 21/22 - Phase 1	0	2021/03/01	2025/08/31	R 13 000 000,00	R 54 220 000,00	29,351074	-23,846739
156.	OPSCAP	FINANCIAL - 1.10 NHBC ENROLMENT	NHBC ENROLLMENT 24/25 - Phase 1	0	2023/11/01	2025/06/30	R 25 000 000,00	R 8 998 251,12	29,351074	-23,846739
157.	Rural Housing Project	RURAL - 4.2 RURAL SUBSIDY COMMUNAL LAND RIGHTS	MOPANI/BA-PHALABORWA MUNI./MABALENG (193) RURAL 23/24 - Phase 1	0	2023/04/01	2025/06/30	R 179 802,00	R 31 813 289,20	31,065949	-23,98719
158.	Rural Housing Project	RURAL - 4.2 RURAL SUBSIDY COMMUNAL LAND RIGHTS	MOPANI/LETABA MUNI./FLUID CON (45) RURAL 23/24 - Phase 1	5	2023/04/01	2025/06/30	R 616 543,00	R 7 397 730,00	30,373861	-23,467871
159.	Progress Payment Housing Project	RURAL - 4.2 RURAL SUBSIDY COMMUNAL LAND RIGHTS	MOPANI/TZANEEN MUNI./ASIMA (02) MILVET 23/24 - Phase 1	0	2023/09/04	2025/06/30	R 239 036,00	R 239 036,00	30,334325	-23,888528
160.	Rural Housing Project	RURAL - 4.2 RURAL SUBSIDY COMMUNAL LAND RIGHTS	MOPANI/TZANEEN MUNI./ASIMA (180) RURAL 24/25 - Phase 1	27	2024/05/02	2025/06/30	R 11 816 265,00	R 0,00	30,334325	-23,888528
161.	CRU Project	SOCIAL_RENTAL - 3.3b COMMUNITY RESIDENTIAL UNITS CONSTRUCTED	MOPANI/TZANEEN MUNI./RHANDZO/CRU/24/25 - Phase 1	0	2024/05/02	2026/11/30	R 13 000 000,00	R 0,00	30.10'38"	23.51'36"
162.	Rural Housing Project	RURAL - 4.2 RURAL SUBSIDY COMMUNAL LAND RIGHTS	MOPANI/MARULENG MUNI./MABE (45) RURAL 24/25 - Phase 1	22	2024/05/02	2025/06/30	R 4 264 571,00	R 0,00	30,616573	-24,359651

Human Settlements and Traditional Affairs | 2025/2026

163.	Rural Housing Project	RURAL - 4.2 RURAL SUBSIDY COMMUNAL LAND RIGHTS	MOPANI/MARULENG MUNI./RAMATSOBANE (198) RURAL 24/25 - Phase 1	13	2024/05/02	2025/06/30	R 17 899 478,00	R 0,00	30,616573	-24,359651
164.	Rural Housing Project	RURAL - 4.2 RURAL SUBSIDY COMMUNAL LAND RIGHTS	MOPANI/BA-PHALABORWA MUNI./RHELELA (45) RURAL 24/25 - Phase 1	0	2024/05/02	2025/06/30	R 5 147 148,00	R 0,00	31.08'27.85	23 563 476
165.	Rural Housing Project	RURAL - 4.2 RURAL SUBSIDY COMMUNAL LAND RIGHTS	MOPANI/TZANEEN MUNI./SHOPHY & JACK (72) RURAL 24/25 - Phase 1	26	2024/06/06	2025/06/28	R 5 697 071,00	R 0,00	30.14581 107	-23,81677461
166.	Rural Housing Project	RURAL - 4.2 RURAL SUBSIDY COMMUNAL LAND RIGHTS	SEKHU/ELIAS MOTSOLEDI MUNI./CAPOTEX (136) RURAL 23/24 - Phase 1	62	2023/04/01	2025/06/30	R 5 149 756,00	R 16 220 796,90	29.211637	-25.313731
167.	Rural Housing Project	RURAL - 4.2 RURAL SUBSIDY COMMUNAL LAND RIGHTS	SEKHU/ELIAS MOTSOLEDI MUNI./SILVER EDGE (36) RURAL 22/23 - Phase 1	4	2022/07/01	2025/06/30	R 561 879,00	R 3 040 328,10	29.211637	-25.313731
168.	Rural Housing Project	RURAL - 4.2 RURAL SUBSIDY COMMUNAL LAND RIGHTS	SEKHU/EPHRAIM MOGALE MUNI./KOKO (76) RURAL 24/25 - Phase 1	35	2024/06/06	2025/06/30	R 6 650 773,00	R 0,00	29,403397	-24,976964
169.	Rural Housing Project	RURAL - 4.2 RURAL SUBSIDY COMMUNAL LAND RIGHTS	SEKHU/EPHRAIM MOGALE MUNI./MASAILOR (76) RURAL 24/25 - Phase 1	40	2024/06/06	2025/06/30	R 7 626 880,00	R 0,00	29,403397	-24,976964
170.	Rural Housing Project	RURAL - 4.2 RURAL SUBSIDY COMMUNAL LAND RIGHTS	SEKHU/FETAKGOMO-TUBATSE MUNI./ASIMA(85)RURAL/23/24 - Phase 1	0	2023/11/09	2025/06/30	R 2 052 596,00	R 6 332 261,70	30.034506	-24.347773,
171.	Rural Housing Project	RURAL - 4.2 RURAL SUBSIDY COMMUNAL LAND RIGHTS	SEKHU/FETAKGOMO-TUBATSE MUNI./ECOTROOPERS 197) RURAL 24/25 - Phase 1	40	2024/06/06	2025/06/30	R 7 626 880,00	R 0,00	30.034506	-24.347773,
172.	Progress Payment Housing Project	RURAL - 4.2 RURAL SUBSIDY COMMUNAL LAND RIGHTS	SEKHU/FETAKGOMO-TUBATSE MUNI./HLAKOLE (04) MILVET 23/24 - Phase 1	4	2023/04/01	2025/06/30	R 167 326,00	R 0,00	30.034506	-24.347773,
173.	Rural Housing Project	RURAL - 4.2 RURAL SUBSIDY COMMUNAL LAND RIGHTS	SEKHU/FETAKGOMO-TUBATSE MUNI./NTSHIANA TADING (91) RURAL 23/24 - Phase 1	15	2023/04/01	2025/06/30	R 1 711 594,00	R 11 807 344,10	30.605503	-24.473166,
174.	Rural Housing Project	RURAL - 4.2 RURAL SUBSIDY COMMUNAL LAND RIGHTS	SEKHU/FETAKGOMO-TUBATSE MUNI./PGN CIVILS (200) RURAL 23/24 - Phase 1	0	2023/04/01	2025/06/30	R 919 319,00	R 32 591 933,60	30.605503	-24.473166,
175.	IRDP - Housing Construction Project Linked	INCREMENTAL - 2.2c INTEGRATED RESIDENTIAL DEVELOPMENT PROGRAMME: PHASE 2: TOP STRUCTURE CONSTRUCTION	SEKHU/MAKHUDUTHAMAGA MUNI./HLAKOLE (03) MILVET/23/24 - Phase 1	3	2023/04/01	2025/06/30	R 226 055,00	R 478 072,40	29,871203	-24,757555
176.	Rural Housing Project	RURAL - 4.2 RURAL SUBSIDY COMMUNAL LAND RIGHTS	SEKHU/ELIAS MOTSOLEDI MUNI./SIBONGILE THEMBISILE (179) RURAL 24/25 - Phase 1	40	2024/05/02	2025/06/30	R 7 626 880,00	R 0,00	29.602809	-25.010130,

Human Settlements and Traditional Affairs | 2025/2026

177.	Rural Housing Project	RURAL - 4.2 RURAL SUBSIDY COMMUNAL LAND RIGHTS	SEKHU/ELIAS MOTSOALEDI MUNI./ZOHRA (64) RURAL 23/24 - Phase 1	28	2024/09/01	2025/06/30	R 4 471 104,00	R 0,00	29.618483	-24.965735,
178.	Rural Housing Project	RURAL - 4.2 RURAL SUBSIDY COMMUNAL LAND RIGHTS	SEKHU/FETAKGOMO-TUBATSE MUNI./CHISA (179) RURAL 24/25 - Phase 1	39	2024/05/02	2025/06/30	R 7 436 280,00	R 0,00	30.034506	-24.347773,
179.	Rural Housing Project	RURAL - 4.2 RURAL SUBSIDY COMMUNAL LAND RIGHTS	SEKHU/FETAKGOMO-TUBATSE MUNI./LLETS (29) RURAL 24/25 - Phase 1	10	2024/04/07	2025/06/30	R 1 257 498,00	R 419 166,00	29.910871	-24.487577,
180.	Rural Housing Project	RURAL - 4.2 RURAL SUBSIDY COMMUNAL LAND RIGHTS	SEKHU/FETAKGOMO-TUBATSE MUNI./MANEKWANE (72) RURAL 24/25	36	2024/05/02	2025/06/30	R 6 921 839,00	R 0,00	30.605503	-24.473166,
181.	Rural Housing Project	RURAL - 4.2 RURAL SUBSIDY COMMUNAL LAND RIGHTS	SEKHU/FETAKGOMO-TUBATSE MUNI./MOAFRIKA CONS (45) RURAL 24/25 - Phase 1	25	2024/05/02	2025/06/30	R 4 766 800,00	R 0,00	29.965840	-24.847673.
182.	Rural Housing Project	RURAL - 4.2 RURAL SUBSIDY COMMUNAL LAND RIGHTS	SEKHU/MAKHUDUTHAMAGA MUNI./BROOKLYNN (190) RURAL 24/25 - Phase 1	40	2024/05/02	2025/06/30	R 7 626 880,00	R 0,00	29.765053	-24.924913.
183.	Rural Housing Project	RURAL - 4.2 RURAL SUBSIDY COMMUNAL LAND RIGHTS	VHEMBE/COLLINS CHABANE MUNI./NICOLE (45) RURAL 24/25 - Phase 1	56	2024/05/02	2025/06/30	R 10 677 632,00	R 0,00	29,666198	-23,497899
184.	Rural Housing Project	RURAL - 4.2 RURAL SUBSIDY COMMUNAL LAND RIGHTS	VHEMBE/COLLINS CHABANE MUNI./SOMANDLA (200) RURAL 23/24 - Phase 1	0	2023/04/01	2025/06/30	R 349 203,00	R 31 905 426,80	29,666198	-23,497899
185.	Rural Housing Project	RURAL - 4.2 RURAL SUBSIDY COMMUNAL LAND RIGHTS	VHEMBE/MAKHADO MUNI./AROCON (183) RURAL 24/25 - Phase 1	57	2024/05/02	2025/06/30	R 10 868 304,00	R 0,00	29.8034*	23.1196*
186.	Rural Housing Project	RURAL - 4.2 RURAL SUBSIDY COMMUNAL LAND RIGHTS	VHEMBE/MAKHADO MUNI./FLUID CONSTRUCTION (20) RURAL 24/25 - Phase 1	9	2024/05/02	2025/06/30	R 1 716 048,00	R 0,00	30.1067*	23.2055*
187.	Rural Housing Project	RURAL - 4.2 RURAL SUBSIDY COMMUNAL LAND RIGHTS	VHEMBE/MAKHADO MUNI./KUMBATIA HOLDINGS (80) RURAL 23/24 - Phase 1	2	2023/04/01	2025/06/30	R 2 274 279,00	R 8 647 579,00	30,007478	-22,90524
188.	CRU Project	SOCIAL_RENTAL - 3.3b COMMUNITY RESIDENTIAL UNITS CONSTRUCTED	VHEMBE/MAKHADO MUNI./LUMAR (118) CRU 22/23 - Phase 1	0	2022/11/17	2025/06/30	R 7 000 000,00	R 0,00	29,879058	-23,04827
189.	Rural Housing Project	RURAL - 4.2 RURAL SUBSIDY COMMUNAL LAND RIGHTS	VHEMBE/MAKHADO MUNI./MOTHIKENI INV (73) RURAL 24/25 - Phase 1	42	2024/05/02	2025/06/30	R 8 008 224,00	R 0,00	30.1223*	22.9244*
190.	Rural Housing Project	RURAL - 4.2 RURAL SUBSIDY COMMUNAL LAND RIGHTS	VHEMBE/MAKHADO MUNI./SPLISH SPLASH (40) RURAL 24/25 - Phase 1	0	2024/04/07	2025/06/30	R 419 177,00	R 0,00	30.0045*	22.9051*
191.	Rural Housing Project	RURAL - 4.2 RURAL SUBSIDY COMMUNAL LAND RIGHTS	VHEMBE/MAKHADO MUNI./TUBATSE (200) RURAL 23/24 - Phase 1	15	2023/04/01	2025/06/30	R 2 860 080,00	R 8 287 488,20	29,879058	-23,04827

Human Settlements and Traditional Affairs | 2025/2026

192.	Rural Housing Project	RURAL - 4.2 RURAL SUBSIDY COMMUNAL LAND RIGHTS	VHEMBE/MUSINA MUNI./MUTHATHE (183) RURAL 24/25 - Phase 1	14	2024/05/02	2025/06/30	R 13 347 040,00	R 0,00	30,006908	-22,345484
193.	Rural Housing Project	RURAL - 4.2 RURAL SUBSIDY COMMUNAL LAND RIGHTS	VHEMBE/MUSINA MUNI./T & C (183) RURAL 24/25 - Phase 1	62	2024/04/30	2025/06/30	R 13 537 712,00	R 0,00	30,006908	-22,345484
194.	Rural Housing Project	RURAL - 4.2 RURAL SUBSIDY COMMUNAL LAND RIGHTS	VHEMBE/MUTALE MUNI./RIVERWALK(94)RURAL/16/17 - Phase 1	15	2016/08/19	2025/06/30	R 142 001,00	R 4 509 852,71	30,442566	-22,785048
195.	Progress Payment Housing Project	RURAL - 4.2 RURAL SUBSIDY COMMUNAL LAND RIGHTS	VHEMBE/THULAMELA MUNI./AKANI CONSTR. (350) UNBLOCKING 24/25 - Phase 1	113	2024/06/24	2025/06/30	R 1 716 048,00	R 3 012 382,31	30,589120	-22,904266
196.	Progress Payment Housing Project	RURAL - 4.2 RURAL SUBSIDY COMMUNAL LAND RIGHTS	VHEMBE/THULAMELA MUNI./ELIMASH (02) MILVET 23/24 - Phase 1	0	2023/04/01	2025/06/30	R 361 698,00	R 119 518,00	30,764107	-22,897377
197.	Rural Housing Project	RURAL - 4.2 RURAL SUBSIDY COMMUNAL LAND RIGHTS	VHEMBE/THULAMELA MUNI./ELIMASH (200) RURAL 23/24 - Phase 1	22	2023/04/01	2025/06/30	R 16 969 808,00	R 22 904 135,10	30,764107	-22,897377
198.	Rural Housing Project	RURAL - 4.2 RURAL SUBSIDY COMMUNAL LAND RIGHTS	VHEMBE/THULAMELA MUNI./FANANG DIATLA (182) RURAL 24/25 - Phase 1	50	2024/06/24	2025/06/30	R 9 533 600,00	R 0,00	30,764107	-22,897377
199.	Rural Housing Project	RURAL - 4.2 RURAL SUBSIDY COMMUNAL LAND RIGHTS	VHEMBE/THULAMELA MUNI./LEDILE (183) RURAL 24/25 - Phase 1	22	2024/06/24	2025/06/30	R 15 063 088,00	R 0,00	30,764107	-22,897377
200.	Rural Housing Project	RURAL - 4.2 RURAL SUBSIDY COMMUNAL LAND RIGHTS	VHEMBE/THULAMELA MUNI./NHLANGANO (100) RURAL 12/13 - Phase 1	117	2012/03/01	2025/06/30	R 1 144 032,00	R 6 426 069,62	30,764107	-22,897377
201.	IRDP - Housing Construction Project Linked	INCREMENTAL - 2.2c INTEGRATED RESIDENTIAL DEVELOPMENT PROGRAMME: PHASE 2: TOP STRUCTURE CONSTRUCTION	VHEMBE/THULAMELA MUNI./TENDIWANGA (03) MILVET/ 23/24 - Phase 1	0	2023/10/01	2025/06/30	R 144 364,00	R 0,00	30,764107	-22,897377
202.	IRDP - Housing Construction Project Linked	RURAL - 4.2 RURAL SUBSIDY COMMUNAL LAND RIGHTS	VHEMBE/THULAMELA MUNI./TENDIWANGA (10) BLOCKED 23/24 - Phase 1	5	2023/04/01	2025/06/30	R 180 506,00	R 0,00	30,764107	-22,897377
203.	Rural Housing Project	RURAL - 4.2 RURAL SUBSIDY COMMUNAL LAND RIGHTS	WATERBERG/BELA-BELA MUNI./TTR INFRASTRUCTURE (155) RURAL 23/24 - Phase 1	6	2023/04/01	2025/06/30	R 2 595 749,00	R 17 702 073,60	28,274745	-24,87351
204.	Rural Housing Project	RURAL - 4.2 RURAL SUBSIDY COMMUNAL LAND RIGHTS	WATERBERG/LEPHALALE MUNI./DN DLUDLU(200) RURAL 23/24 - Phase 1	35	2023/04/01	2025/06/30	R 4 292 624,00	R 24 929 387,09	28,021046	-23,337283
205.	Rural Housing Project	RURAL - 4.2 RURAL SUBSIDY COMMUNAL LAND RIGHTS	WATERBERG/LEPHALALE MUNI./KGOTSO MOKONE(200)RURAL 23/24 - Phase 1	0	2023/04/01	2025/06/30	R 4 835 451,00	R 22 404 748,80	28,021046	-23,337283

Human Settlements and Traditional Affairs | 2025/2026

206.	Rural Housing Project	RURAL - 4.2 RURAL SUBSIDY COMMUNAL LAND RIGHTS	WATERBERG/LEPHALALE MUNI./KHUM MK (182) RURAL 24/25 - Phase 1	37	2024/04/21	2025/06/30	R 29 534 659,00	R 0,00	28,021046	-23,337283
207.	CRU Project	SOCIAL_RENTAL - 3.3b COMMUNITY RESIDENTIAL UNITS CONSTRUCTED	WATERBERG/LEPHALALE MUNI./RHEILAND JV QINISA/CRU 16/17 - Phase 1	500	2016/04/01	2025/06/30	R 30 736 135,00	R 93 479 147,20	28,021046	-23,337283
208.	Rural Housing Project	RURAL - 4.2 RURAL SUBSIDY COMMUNAL LAND RIGHTS	WATERBERG/LEPHALALE MUNI./SMTM CONSTRU (80) RURAL 21/22 - Phase 1	1	2021/06/02	2025/06/30	R 87 782,00	R 10 259 258,10	28.086490	-23.573880
209.	Rural Housing Project	RURAL - 4.2 RURAL SUBSIDY COMMUNAL LAND RIGHTS	WATERBERG/MOGALAKWENA MUNI./ALL AFRIKA (200) RURAL 23/24 - Phase 1	5	2023/04/01	2025/06/30	R 1 097 469,00	R 33 140 000,00	28.957730	-23.950130
210.	Rural Housing Project	RURAL - 4.2 RURAL SUBSIDY COMMUNAL LAND RIGHTS	WATERBERG/MOGALAKWENA MUNI./HLALES (36) RURAL 22/23 - Phase 1	6	2022/07/01	2025/06/30	R 805 483,00	R 5 039 697,60	28.957730	-23.950130
211.	Progress Payment Housing Project	RURAL - 4.2 RURAL SUBSIDY COMMUNAL LAND RIGHTS	WATERBERG/MOGALAKWENA MUNI./KOEPHU (07) MILVET 23/24 - Phase 1	0	2023/04/01	2025/06/30	R 96 243,00	R 0,00	28.957730	-23.950130
212.	Rural Housing Project	RURAL - 4.2 RURAL SUBSIDY COMMUNAL LAND RIGHTS	WATERBERG/MOGALAKWENA MUNI./KOEPHU (200) RURAL 23/24 - Phase 1	7	2023/02/28	2025/06/30	R 920 000,00	R 27 734 049,00	28.957730	-23.950130
213.	Rural Housing Project	RURAL - 4.2 RURAL SUBSIDY COMMUNAL LAND RIGHTS	WATERBERG/MOGALAKWENA MUNI./MOTHIKENI (67) RURAL 21/22 - Phase 1	15	2021/08/20	2025/06/30	R 1 246 001,00	R 9 988 446,00	28.957730	-23.950130
214.	Progress Payment Housing Project	INCREMENTAL - 2.2c INTEGRATED RESIDENTIAL DEVELOPMENT PROGRAMME: PHASE 2: TOP STRUCTURE CONSTRUCTION	WATERBERG/THABAZIMBI MUNI./BRUNEL ENG (200) URBAN 23/24 - Phase 1	0	2023/04/01	2025/06/30	R 2 505 431,00	R 29 360 771,20	27,380041	-24,573523
215.	Rural Housing Project	RURAL - 4.2 RURAL SUBSIDY COMMUNAL LAND RIGHTS	WATERBERG/LEPHALALE MUNI./MOKHUTLOANE(80)RURAL 23/24 - Phase 1	4	2023/04/01	2025/06/30	R 956 144,00	R 13 220 640,00	28,021046	-23,337283
216.	Rural Housing Project	RURAL - 4.2 RURAL SUBSIDY COMMUNAL LAND RIGHTS	VHEMBE/MAKHADO MUNI./ROSWIKA (40) RURAL 24/25 - Phase 1	31	2024/12/09	2025/06/30	R 5 910 832,00	R 0,00	30,07151	-23,145991
217.	IRDP - Housing Construction Project Linked	INCREMENTAL - 2.2c INTEGRATED RESIDENTIAL DEVELOPMENT PROGRAMME: PHASE 2: TOP STRUCTURE CONSTRUCTION	VHEMBE/COLLINS CHABANE MUNI./SELAELO (03) MILVET 23/24 - Phase 1	2	2023/01/04	2025/06/30	R 381 344,00	R 0,00	29,666198	-23,497899
218.	IRDP - Housing Construction Project Linked	INCREMENTAL - 2.2c INTEGRATED RESIDENTIAL DEVELOPMENT PROGRAMME: PHASE 2: TOP	WATERBERG/LEPHALALE MUNI./RAMKOL (100) URBAN 24/25 - Phase 1	21	2024/01/12	2025/07/31	R 18 117 200,00	R 0,00	28,021046	-23,337283

		STRUCTURE CONSTRUCTION									
219.	IRDP - Housing Construction Project Linked	INCREMENTAL - 2.2c INTEGRATED RESIDENTIAL DEVELOPMENT PROGRAMME: PHASE 2: TOP STRUCTURE CONSTRUCTION	WATERBERG/LEPHALALE MUNI./JAMNAR (100) URBAN 24/25 - Phase 1	22	2024/02/12	2025/07/31	R 18 117 200,00	R 0,00	28,021046	-23,337283	
220.	IRDP - Housing Construction Project Linked	INCREMENTAL - 2.2c INTEGRATED RESIDENTIAL DEVELOPMENT PROGRAMME: PHASE 2: TOP STRUCTURE CONSTRUCTION	WATERBERG/MODIMOLLE-MOOKGOPONG MUNI./RSMM (83) URBAN 24/25 - Phase 1	23	2024/01/05	2025/06/30	R 15 468 150,00	R 0,00	28,434707	-24,692946	
221.	IRDP - Housing Construction Project Linked	INCREMENTAL - 2.2c INTEGRATED RESIDENTIAL DEVELOPMENT PROGRAMME: PHASE 2: TOP STRUCTURE CONSTRUCTION	WATERBERG/MODIMOLLE-MOOKGOPONG MUNI./YABO RENA(45)URBAN/24/25 - Phase 1	45	2024/02/05	2025/06/30	R 8 152 740,00	R 0,00	28,434707	-24,692946	
222.	IRDP - Housing Construction Project Linked	INCREMENTAL - 2.2c INTEGRATED RESIDENTIAL DEVELOPMENT PROGRAMME: PHASE 2: TOP STRUCTURE CONSTRUCTION	WATERBERG/MOGALAKWENA MUNI./RSMM (20) URBAN 24/25 - Phase 1	50	2024/02/05	2025/06/30	R 11 171 758,00	R 0,00	28,957730	-23,950130	
223.	IRDP - Housing Construction Project Linked	INCREMENTAL - 2.2c INTEGRATED RESIDENTIAL DEVELOPMENT PROGRAMME: PHASE 2: TOP STRUCTURE CONSTRUCTION	WATERBERG/THABAZIMBI MUNI/ ZOHRA KHAN DEVELOPERS(39) URBAN 24/25 - Phase 1	5	2024/08/01	2025/06/31	R 4 292 624,00	R 1 992 892,00	27,380041	-24,573523	
224.	OPSCAP	RURAL - 4.2 RURAL SUBSIDY COMMUNAL LAND RIGHTS	POLOKWANE LOCAL MUNICIPALITY - Phase 1	255	2024/02/02	2025/06/31	R 60 651 240,00	R 18 847 323,00	29,351074	-23,846739	
225.	Rural Housing Project	RURAL - 4.2 RURAL SUBSIDY COMMUNAL LAND RIGHTS	VHEMBE/MUSINA MUNI./HLAKOLE(49) RURAL 25/26 - Phase 1	30	2025/01/04	2025/09/30	R 7 135 440,00	R 0,00	30,006908	-22,345484	
226.	Rural Housing Project	RURAL - 4.2 RURAL SUBSIDY COMMUNAL LAND RIGHTS	VHEMBE/MUSINA MUNI./MAPHALAKARABO (49) RURAL 25/26 - Phase 1	30	2025/01/04	2025/09/30	R 7 135 440,00	R 0,00	30,006908	-22,345484	
227.	Rural Housing Project	RURAL - 4.2 RURAL SUBSIDY COMMUNAL LAND RIGHTS	MOPANI/TZANEEN MUNI./CATCH 22 (73) RURAL 25/26 - Phase 1	38	2025/01/04	2025/12/31	R 9 038 224,00	R 0,00	30,334325	-23,888528	
228.	Rural Housing Project	RURAL - 4.2 RURAL SUBSIDY COMMUNAL LAND RIGHTS	VHEMBE/COLLINS CHABANE MUNI./EMOLE (73) RURAL 25/26 - Phase 1	37	2025/01/04	2025/12/31	R 8 800 376,00	R 0,00	29,666198	-23,497899	

Human Settlements and Traditional Affairs | 2025/2026

229.	Rural Housing Project	RURAL - 4.2 RURAL SUBSIDY COMMUNAL LAND RIGHTS	SEKHU/MAKHUDUTHAMAGA MUNI./MUTHATHE (43) RURAL 25/26 - Phase 1	28	2025/01/04	2025/09/30	R 6 659 744,00	R 0,00	29,871203	-24,757555
230.	Rural Housing Project	RURAL - 4.2 RURAL SUBSIDY COMMUNAL LAND RIGHTS	VHEMBE/THULAMELA MUNI./ROSWIKA (73) RURAL 25/26 - Phase 1	35	2025/01/04	2025/12/31	R 8 324 680,00	R 0,00	30,764107	-22,897377
231.	Rural Housing Project	RURAL - 4.2 RURAL SUBSIDY COMMUNAL LAND RIGHTS	WATERBERG/MOGALAKWENA MUNI./SPLISH SPLASH (73) 25/26 - Phase 1	15	2025/01/04	2025/12/31	R 3 567 720,00	R 0,00	28,957730	-23,950130
232.	Rural Housing Project	RURAL - 4.2 RURAL SUBSIDY COMMUNAL LAND RIGHTS	WATERBERG/LEPHALELE MUNI./NTSHIZA'S TECHNICAL (160) RURAL 25/26 - Phase 1	81	2025/04/01	2026/03/31	R 6 897 592,00	R 0,00	28,021046	-23,337283
233.	Rural Housing Project	RURAL - 4.2 RURAL SUBSIDY COMMUNAL LAND RIGHTS	WATERBERG/MOGALAKWENA MUNI./SOMANDLA (52) RURAL 25/26 - Phase 1	39	2025/01/04	2025/12/31	R 9 276 072,00	R 0,00	28,957730	-23,950130
234.	Rural Housing Project	RURAL - 4.2 RURAL SUBSIDY COMMUNAL LAND RIGHTS	CAPRICORN/LEPELLE-NKUMPI MUNI./SOMANDLA (21) RURAL 25/26 - Phase 1	15	2025/01/04	2025/12/31	R 3 567 720,00	R 0,00	29,37143	-24,329295
235.	Rural Housing Project	RURAL - 4.2 RURAL SUBSIDY COMMUNAL LAND RIGHTS	CAPRICORN/MOLEMOLE MUNI./MAHLAKU A MOSEBO (161) RURAL 25/26 - Phase 1	19	2025/04/01	2026/03/31	R 4 519 112,00	R 0,00	29,666198	-23,497899
236.	Rural Housing Project	RURAL - 4.2 RURAL SUBSIDY COMMUNAL LAND RIGHTS	SEKHU/FETAKGOMO-TUBATSE MUNI./ZOHRA KHAN (161) RURAL 25/26 - Phase 1	109	2025/04/01	2026/03/31	R 8 103 337,00	R 0,00	30,605503	-24,473166,
237.	Rural Housing Project	RURAL - 4.2 RURAL SUBSIDY COMMUNAL LAND RIGHTS	CAPRICORN/LEPELLE-NKUMPI MUNI./MUTHATHE (30) RURAL 25/26 - Phase 1	25	2025/01/04	2025/12/31	R 5 946 200,00	R 0,00	29,37143	-24,329295
238.	Rural Housing Project	RURAL - 4.2 RURAL SUBSIDY COMMUNAL LAND RIGHTS	MOPANI/LETABA MUNI./MAMONDO (161) RURAL 25/26 - Phase 1	28	2025/04/01	2026/03/31	R 6 659 744,00	R 0,00	30,373861	-23,467871
239.	IRDP - Housing Construction Project Linked	INCREMENTAL - 2.2c INTEGRATED RESIDENTIAL DEVELOPMENT PROGRAMME: PHASE 2: TOP STRUCTURE CONSTRUCTION	WATERBERG/THABAZIMBI MUNI./ASIMA (161) URBAN 25/26 - Phase 1	125	2025/04/01	2026/03/31	R 32 438 749,00	R 0,00	27,380041	-24,573523
240.	Rural Housing Project	RURAL - 4.2 RURAL SUBSIDY COMMUNAL LAND RIGHTS	MOPANI/GIYANI MUNI./T & C CIVILS (31) RURAL 25/26 - Phase 1	19	2025/01/04	2025/09/30	R 4 519 112,00	R 0,00	30,801669	-23,303899
241.	Rural Housing Project	RURAL - 4.2 RURAL SUBSIDY COMMUNAL LAND RIGHTS	SEKHU/EPHRAIM MOGALE MUNI./MAVISO (160) RURAL 25/26 - Phase 1	47	2024/05/02	2025/09/30	R 11 178 856,00	R 0,00	29,403397	-24,976964
242.	Rural Housing Project	RURAL - 4.2 RURAL SUBSIDY COMMUNAL LAND RIGHTS	VHEMBE/COLLINS CHABANE MUNI./T & C CIVILS (18) RURAL 25/26 - Phase 1	13	2025/01/04	2025/09/30	R 3 092 024,00	R 0,00	29,666198	-23,497899

Human Settlements and Traditional Affairs | 2025/2026

243.	Rural Housing Project	RURAL - 4.2 RURAL SUBSIDY COMMUNAL LAND RIGHTS	WATERBERG/MOGALAKWENA MUNI./LEDILE(18) RURAL 25/26 - Phase 1	18	2025/01/04	2025/09/30	R 4 281 264,00	R 0,00	28.957730	-23.950130
244.	Rural Housing Project	RURAL - 4.2 RURAL SUBSIDY COMMUNAL LAND RIGHTS	MOPANI/GIYANI MUNI./MAMONDO (161) RURAL 52/26 - Phase 1	90	2025/04/01	2026/03/31	R 7 135 440,00	R 0,00	30,801669	-23,303899
245.	Rural Housing Project	RURAL - 4.2 RURAL SUBSIDY COMMUNAL LAND RIGHTS	WATERBERG/LEPHALALE MUNI./LEDILE (31) RURAL 25/26 - Phase 1	20	2025/01/04	2025/09/30	R 4 756 960,00	R 0,00	28,021046	-23,337283
246.	Rural Housing Project	RURAL - 4.2 RURAL SUBSIDY COMMUNAL LAND RIGHTS	CAPRICORN/BLOUBERG MUNI./MAHLAKU A MESEBO (161) RURAL 25/26 - Phase 1	29	2025/04/01	2026/03/31	R 6 897 592,00	R 0,00	E 29.054155	S 23.188127
247.	Rural Housing Project	RURAL - 4.2 RURAL SUBSIDY COMMUNAL LAND RIGHTS	VHEMBE/MUSINA MUNI./MAHLAKU A MOSEBO (161) RURAL 25/26 - Phase 1	26	2025/04/01	2026/03/31	R 6 184 048,00	R 0,00	30,006908	-22,345484
248.	Rural Housing Project	RURAL - 4.2 RURAL SUBSIDY COMMUNAL LAND RIGHTS	VHEMBE/THULAMELA MUNI./MC TEE (10) RURAL 25/26 - Phase 1	10	2025/01/04	2025/09/30	R 2 378 480,00	R 0,00	30,764107	-22,897377
249.	Rural Housing Project	RURAL - 4.2 RURAL SUBSIDY COMMUNAL LAND RIGHTS	VHEMBE/MAKHADO MUNI./MAEDZA (160) RURAL 25/26 - Phase 1	118	2025/04/01	2026/03/31	R 8 816 881,00	R 0,00	30,07151	-23,145991
250.	Rural Housing Project	RURAL - 4.2 RURAL SUBSIDY COMMUNAL LAND RIGHTS	VHEMBE/COLLINS CHABANE MUNI./MC TEE (39) RURAL 25/26 - Phase 1	24	2025/01/04	2025/09/30	R 5 708 352,00	R 0,00	29,666198	-23,497899
251.	Rural Housing Project	RURAL - 4.2 RURAL SUBSIDY COMMUNAL LAND RIGHTS	CAPRICORN/MOLEMOLE MUNI./BALO (16) RURAL 25/26 - Phase 1	11	2025/01/04	2025/09/30	R 2 616 328,00	R 0,00	29,666198	-23,497899
252.	Rural Housing Project	RURAL - 4.2 RURAL SUBSIDY COMMUNAL LAND RIGHTS	SEKHU/EPHRAIM MOGALE MUNI./BALO (33) RURAL 25/26 - Phase 1	20	2025/01/04	2025/09/30	R 4 756 960,00	R 0,00	29,403397	-24,976964
253.	IRDP - Housing Construction Project Linked	INCREMENTAL - 2.2c INTEGRATED RESIDENTIAL DEVELOPMENT PROGRAMME: PHASE 2: TOP STRUCTURE CONSTRUCTION	WATERBERG/MODIMOLLE-MOOKGOPHONG MUNI./MIKATEKO (49) URBAN 25/26 - Phase 1	25	2025/01/04	2025/09/30	R 5 708 700,00	R 0,00	28,434707	-24,692946
254.	Rural Housing Project	RURAL - 4.2 RURAL SUBSIDY COMMUNAL LAND RIGHTS	SEKHU/FETAKGOMO-TUBATSE MUNI./MOKHUTLOANE (35) RURAL 25/26 - Phase 1	29	2025/01/04	2025/09/30	R 6 897 592,00	R 0,00	30.605503	-24.473166,
255.	Rural Housing Project	RURAL - 4.2 RURAL SUBSIDY COMMUNAL LAND RIGHTS	SEKHU/MAKHUDUTHAMAGA MUNI./MOKHUTLOANE (14) RURAL 25/26 - Phase 1	12	2025/01/04	2025/09/30	R 2 854 176,00	R 0,00	29,871203	-24,757555
256.	Rural Housing Project	RURAL - 4.2 RURAL SUBSIDY COMMUNAL LAND RIGHTS	WATERBERG/BELA-BELA MUNI./LEKGOTHWANE (59) RURAL 25/26 - Phase 1	44	2025/01/04	2025/12/31	R 10 465 312,00	R 0,00	28,274745	-24,87351

Human Settlements and Traditional Affairs | 2025/2026

257.	IRDP - Housing Construction Project Linked	INCREMENTAL - 2.2c INTEGRATED RESIDENTIAL DEVELOPMENT PROGRAMME: PHASE 2: TOP STRUCTURE CONSTRUCTION	WATERBERG/MODIMOLLE-MOOKGOPHONG MUNI./LEKGOHOANE(14) URBAN 25/26 - Phase 1	11	2025/01/04	2025/12/31	R 2 511 828,00	R 0,00	28,434707	-24,692946
258.	Rural Housing Project	RURAL - 4.2 RURAL SUBSIDY COMMUNAL LAND RIGHTS	SEKHU/FETAKGOMO-TUBATSE MUNI./NHLOHLORHI (60) RURAL 25/26 - Phase 1	30	2025/01/04	2025/12/31	R 7 135 440,00	R 0,00	30,605503	-24,473166,
259.	IRDP - Housing Construction Project Linked	INCREMENTAL - 2.2c INTEGRATED RESIDENTIAL DEVELOPMENT PROGRAMME: PHASE 2: TOP STRUCTURE CONSTRUCTION	SEKHU/FETAKGOMO-TUBATSE MUNI./NHLOHLORHI 13) URBAN 25/26 - Phase 1	4	2025/01/04	2025/12/31	R 913 392,00	R 0,00	29,879058	-23,04827
260.	Rural Housing Project	RURAL - 4.2 RURAL SUBSIDY COMMUNAL LAND RIGHTS	VHEMBE/THULAMELA MUNI./TENDIWANGA (73) RURAL 25/26 - Phase 1	33	2025/01/04	2025/12/31	R 7 848 984,00	R 0,00	30,764107	-22,897377
261.	IRDP - Housing Construction Project Linked	INCREMENTAL - 2.2c INTEGRATED RESIDENTIAL DEVELOPMENT PROGRAMME: PHASE 2: TOP STRUCTURE CONSTRUCTION	VHEMBE/THULAMELA MUNI./TENDIWANGA (10) 24/25 - Phase 1	10	2025/01/04	2025/12/31	R 2 283 480,00	R 0,00	30,764107	-22,897377
262.	IRDP - Housing Construction Project Linked	INCREMENTAL - 2.2c INTEGRATED RESIDENTIAL DEVELOPMENT PROGRAMME: PHASE 2: TOP STRUCTURE CONSTRUCTION	WATERBERG/THABAZIMBI MUNI./KOEPHU (57) URBAN 25/26 - Phase 1	20	2025/01/04	2025/12/31	R 4 566 960,00	R 0,00	27,380041	-24,573523
263.	Rural Housing Project	RURAL - 4.2 RURAL SUBSIDY COMMUNAL LAND RIGHTS	WATERBERG/BELA-BELA MUNI./KOEPHU (16) RURAL 25/26 - Phase 1	11	2025/01/04	2025/12/31	R 2 616 328,00	R 0,00	28,274745	-24,87351
264.	IRDP - Housing Construction Project Linked	INCREMENTAL - 2.2c INTEGRATED RESIDENTIAL DEVELOPMENT PROGRAMME: PHASE 2: TOP STRUCTURE CONSTRUCTION	WATERBERG/BELA-BELA MUNI./KOEPHU BUS ENTERPRISE (57) URBAN 25/26 - Phase 1	20	2025/04/01	2025/12/31	R 4 566 960,00	R 0,00	28,274745	-24,87351
265.	Rural Housing Project	RURAL - 4.2 RURAL SUBSIDY COMMUNAL LAND RIGHTS	SEKHU/ELIAS MOTSOALEDI MUNI./MAVISO PROJECTS (160) RURAL 25/26 - Phase 1	108	2025/04/01	2026/03/31	R 7 865 489,00	R 0,00	29,618483	-24,965735,
266.	Rural Housing Project	RURAL - 4.2 RURAL SUBSIDY COMMUNAL LAND RIGHTS	SEKHU/MAKHUDUTHAMAGA MUNI./MAVISO PROJECTS(160) RURAL 25/26 - Phase 1	29	2025/04/01	2026/03/31	R 6 897 592,00	R 0,00	29,871203	-24,757555
267.	Rural Housing Project	RURAL - 4.2 RURAL SUBSIDY	VHEMBE/COLLINS CHABANE MUNI./MAEDZA (160) RURAL 25/26 - Phase 1	21	2025/04/01	2026/03/31	R 4 994 808,00	R 0,00	29,666198	-23,497899

		COMMUNAL LAND RIGHTS									
268.	Rural Housing Project	RURAL - 4.2 RURAL SUBSIDY COMMUNAL LAND RIGHTS	MOPANI/BA-PHALABORWA MUNI./CIVIL ELEMENT (160) RURAL 25/26 - Phase 1	30	2025/04/01	2026/03/31	R 7 135 440,00	R 0,00	31,065949	-23,98719	
269.	Rural Housing Project	RURAL - 4.2 RURAL SUBSIDY COMMUNAL LAND RIGHTS	MOPANI/TZANEEN MUNI./CIVIL ELEMENT (160) RURAL 25/26 - Phase 1	34	2025/04/01	2026/03/31	R 9 393 920,00	R 0,00	30,334325	-23,888528	
270.	Rural Housing Project	RURAL - 4.2 RURAL SUBSIDY COMMUNAL LAND RIGHTS	MOPANI/LETABA MUNI./KUMBATIA HOLDINGS (49) RURAL 25/26 - Phase 1	30	2025/04/01	2025/09/30	R 7 135 440,00	R 0,00	30,373861	-23,467871	
271.	Rural Housing Project	RURAL - 4.2 RURAL SUBSIDY COMMUNAL LAND RIGHTS	WATERBERG/LEPHALALE MUNI./PGN CIVILS (49) RURAL 25/26 - Phase 1	29	2025/04/01	2025/09/30	R 6 897 592,00	R 0,00	28,021046	-23,337283	
272.	Rural Housing Project	RURAL - 4.2 RURAL SUBSIDY COMMUNAL LAND RIGHTS	SEKHU/FETAKGOMO-TUBATSE MUNI./LH LANGA (49) RURAL 25/26 - Phase 1	29	2025/04/01	2025/09/30	R 6 897 592,00	R 0,00	29,879058	-23,04827	
273.	IRDP - Housing Construction Project Linked	INCREMENTAL - 2.2c INTEGRATED RESIDENTIAL DEVELOPMENT PROGRAMME: PHASE 2: TOP STRUCTURE CONSTRUCTION	WATERBERG/MODIMOLLE-MOOKGOPONG MUNI./MIKATEKO (49) RURAL 25/26 - Phase 1	30	2025/04/01	2025/09/30	R 7 135 440,00	R 0,00	28,434707	-24,692946	
274.	Rural Housing Project	RURAL - 4.2 RURAL SUBSIDY COMMUNAL LAND RIGHTS	MOPANI/TZANEEN MUNI./CATCH 22 (73) RURAL 25/26 - Phase 1	33	2025/04/01	2025/12/31	R 7 848 984,00	R 0,00	30,334325	-23,888528	
275.	Rural Housing Project	RURAL - 4.2 RURAL SUBSIDY COMMUNAL LAND RIGHTS	CAPRICON/BLOUBERG MUNI./XALAMUKA (45) RURAL 23/24 - Phase 1	1	2023/04/01	2025/06/30	R 239 036,00	R 5 877 062,10	E 28.799638	S 23.083530	
276.	CRU Project	SOCIAL_RENTAL - 3.3b COMMUNITY RESIDENTIAL UNITS CONSTRUCTED	VHEMBE/MAKHADO MUNI./TUBATSE(118)CRU/22/23 - Phase 1	14	2021/11/15	2025/06/30	R 13 000 000,00	R 1 718 531,64	29,879058	-23,04827	
277.	Rural Housing Project	RURAL - 4.2 RURAL SUBSIDY COMMUNAL LAND RIGHTS	CAPRICON/LEPELLE-NKUMPI MUNI./BALO HOLDINGS (81) RURAL 23/24 - Phase 1	7	2023/04/01	2025/06/30	R 1 052 954,00	R 12 498 064,00	29,37143	-24,329295	
278.	Rural Housing Project	RURAL - 4.2 RURAL SUBSIDY COMMUNAL LAND RIGHTS	CAPRICON/LEPELLE-NKUMPI MUNI./IXPLORE (192) 24/25 - Phase 1	35	NULL	2025/06/30	R 6 673 520,00	R 0,00	29,470102	-24,301485	
279.	IRDP - Housing Construction Project Linked	INCREMENTAL - 2.2c INTEGRATED RESIDENTIAL DEVELOPMENT PROGRAMME: PHASE 2: TOP STRUCTURE CONSTRUCTION	CAPRICON/LEPELLE-NKUMPI MUNI./IXPLORE(25)URBAN/24/25 - Phase 1	19	2023/09/01	2025/06/30	R 3 622 768,00	R 0,00	E 29.514861	S 23.304651	
280.	Rural Housing Project	RURAL - 4.2 RURAL SUBSIDY	CAPRICON/LEPELLE-NKUMPI MUNI./MOJAPHAPHI (45) RURAL 23/24 - Phase 1	2	2023/04/01	2025/06/30	R 300 844,00	R 7 337 970,00	29,37143	-24,329295	

Human Settlements and Traditional Affairs | 2025/2026

		COMMUNAL LAND RIGHTS									
281.	Rural Housing Project	RURAL - 4.2 RURAL SUBSIDY COMMUNAL LAND RIGHTS	CAPRICON/MOLEMOLE MUNI./GIDEON (45) RURAL 23/24 - Phase 1	1	2023/04/01	2025/06/30	R 239 036,00	R 6 734 053,80	29,666198	-23,497899	
282.	Rural Housing Project	RURAL - 4.2 RURAL SUBSIDY COMMUNAL LAND RIGHTS	CAPRICON/MOLEMOLE MUNI./MONA (45) RURAL 24/25 - Phase 1	0	2024/05/15	2025/06/30	R 597 690,00	R 0,00	29,666198	-23,497899	
283.	Rural Housing Project	RURAL - 4.2 RURAL SUBSIDY COMMUNAL LAND RIGHTS	CAPRICON/MOLEMOLE MUNI./NAXT MOST (70) RURAL 24/25 - Phase 1	0	2024/05/02	2025/06/30	R 1 340 582,00	R 1 742 874,64	29,666198	-23,497899	
284.	Progress Payment Housing Project	RURAL - 4.2 RURAL SUBSIDY COMMUNAL LAND RIGHTS	CAPRICON/POLOKWANE MUNI./MOTHIKENI (09) MILVET 23/24 - Phase 1	1	2023/04/01	2025/06/30	R 239 036,00	R 0,00	29,351074	-23,846739	
285.	Discount Benefit Scheme	FINANCIAL - 1.3 ENHANCED EXTENDED DISCOUNT BENEFIT SCHEME (EEDBS)	EEDBS/SA SONYANA (500) 21/22 EEDBS - Phase 1	0	2021/06/07	2025/06/30	R 104 250,00	R 89 553,00	29,454879	-23,903594	
286.	OPSCAP	FINANCIAL - 1.8 OPERATIONAL CAPITAL BUDGET	IMPLEMENTING AGENT/HDA/MTOP/23/24 - Phase 1	0	2023/04/01	2026/03/31	R 37 006 520,00	R 0,00	29,351074	-23,846739	
287.	OPSCAP	PROVINCIAL SPECIFIC PROGRAMMES	IMPLEMENTING AGENT/HDA/BENDOR EXT 100/23/24 - Phase 1	0	2023/04/01	2026/03/31	R 6 000 000,00	R 0,00	29,351074	-23,846739	
288.	OPSCAP	PROVINCIAL SPECIFIC PROGRAMMES	IMPLEMENTING AGENT/HAD/TENURE RESTORATION/TITTLE DEEDS/23/24 - Phase 1	0	2023/04/01	2026/03/31	R 4 588 400,00	R 2 511 600,00	29,351074	-23,846739	
289.	Rural Housing Project	RURAL - 4.2 RURAL SUBSIDY COMMUNAL LAND RIGHTS	CAPRICON/BLOUBERG MUNI./EMOLE (72) RURAL 24/25 - Phase 1	0	2024/05/02	2025/01/31	R 1 334 704,00	R 0,00	E 28.799638	S 23.083530	
290.	Rural Housing Project	RURAL - 4.2 RURAL SUBSIDY COMMUNAL LAND RIGHTS	CAPRICON/BLOUBERG MUNI./MAWEJA (45) RURAL 24/25 - Phase 1	14	2024/05/02	2025/06/30	R 2 669 408,00	R 0,00	E 29.054155	S 23.188127	
291.	Financial Linked Individual Subsidy	FINANCIAL - 1.2 HOUSING FINANCE LINKED INDIVIDUAL SUBSIDY PROGRAMME	FLISP PROVINCIAL/RISIMA HOUSING FINANCE CORPORATION/23/24 - FLISP	70	2023/08/23	2026/03/31	R 7 245 000,00	R 0,00	29,351074	-23,846739	
292.	OPSCAP	INCREMENTAL - 2.6 EMERGENCY HOUSING ASSISTANCE	IMPLEMENTING AGENT/HDA/500REMOVAL OF ASBESTOS 21/22 - Phase 1	0	2021/03/01	2025/08/31	R 13 000 000,00	R 54 220 000,00	29,351074	-23,846739	
293.	OPSCAP	FINANCIAL - 1.10 NHBRC ENROLMENT	NHBRC ENROLLMENT 24/25 - Phase 1	0	2023/11/01	2025/06/30	R 25 000 000,00	R 8 998 251,12	29,351074	-23,846739	
294.	Rural Housing Project	RURAL - 4.2 RURAL SUBSIDY COMMUNAL LAND RIGHTS	MOPANI/BA-PHALABORWA MUNI./MABALENG (193) RURAL 23/24 - Phase 1	0	2023/04/01	2025/06/30	R 179 802,00	R 31 813 289,20	31,065949	-23,98719	
295.	Rural Housing Project	RURAL - 4.2 RURAL SUBSIDY COMMUNAL LAND RIGHTS	MOPANI/LETABA MUNI./FLUID CON (45) RURAL 23/24 - Phase 1	5	2023/04/01	2025/06/30	R 616 543,00	R 7 397 730,00	30,373861	-23,467871	
296.	Progress Payment Housing Project	RURAL - 4.2 RURAL SUBSIDY	MOPANI/TZANEEN MUNI./ASIMA (02) MILVET 23/24 - Phase 1	0	2023/09/04	2025/06/30	R 239 036,00	R 239 036,00	30,334325	-23,888528	

Human Settlements and Traditional Affairs | 2025/2026

		COMMUNAL LAND RIGHTS									
297.	Rural Housing Project	RURAL - 4.2 RURAL SUBSIDY COMMUNAL LAND RIGHTS	MOPANI/TZANEEN MUNI./ASIMA (180) RURAL 24/25 - Phase 1	27	2024/05/02	2025/06/30	R 11 816 265,00	R 0,00	30,334325	-23,888528	
298.	CRU Project	SOCIAL_RENTAL - 3.3b COMMUNITY RESIDENTIAL UNITS CONSTRUCTED	MOPANI/TZANEEN MUNI./RHANDZO/CRU/24/25 - Phase 1	0	2023/11/23	2026/11/30	R 13 000 000,00	R 0,00	30.10'38"	23.51'36"	
299.	Rural Housing Project	RURAL - 4.2 RURAL SUBSIDY COMMUNAL LAND RIGHTS	MOPANI/MARULENG MUNI./MABE (45) RURAL 24/25 - Phase 1	22	2024/05/02	2025/06/30	R 4 264 571,00	R 0,00	30,616573	-24,359651	
300.	Rural Housing Project	RURAL - 4.2 RURAL SUBSIDY COMMUNAL LAND RIGHTS	MOPANI/MARULENG MUNI./RAMATSOBANE (198) RURAL 24/25 - Phase 1	13	2024/05/02	2025/06/30	R 17 899 478,00	R 0,00	30,616573	-24,359651	
301.	Rural Housing Project	RURAL - 4.2 RURAL SUBSIDY COMMUNAL LAND RIGHTS	MOPANI/BA-PHALABORWA MUNI./RHELELA (45) RURAL 24/25 - Phase 1	0	2024/05/02	2025/06/30	R 5 147 148,00	R 0,00	31.08'27.85	23 563 476	
302.	Rural Housing Project	RURAL - 4.2 RURAL SUBSIDY COMMUNAL LAND RIGHTS	MOPANI/TZANEEN MUNI./SHOPHY & JACK (72) RURAL 24/25 - Phase 1	26	2024/06/06	2025/06/28	R 5 697 071,00	R 0,00	30.14581 107	-23,81677461	
303.	Rural Housing Project	RURAL - 4.2 RURAL SUBSIDY COMMUNAL LAND RIGHTS	SEKHU/ELIAS MOTSOALEDI MUNI./CAPOTEX (136) RURAL 23/24 - Phase 1	62	2023/04/01	2025/06/30	R 5 149 756,00	R 16 220 796,90	29.211637	-25.313731	
304.	Rural Housing Project	RURAL - 4.2 RURAL SUBSIDY COMMUNAL LAND RIGHTS	SEKHU/ELIAS MOTSOALEDI MUNI./SILVER EDGE (36) RURAL 22/23 - Phase 1	4	2022/07/01	2025/06/30	R 561 879,00	R 3 040 328,10	29.211637	-25.313731	
305.	Rural Housing Project	RURAL - 4.2 RURAL SUBSIDY COMMUNAL LAND RIGHTS	SEKHU/EPHRAIM MOGALE MUNI./KOKO (76) RURAL 24/25 - Phase 1	35	2024/05/02	2025/06/30	R 6 650 773,00	R 0,00	29,403397	-24,976964	
306.	Rural Housing Project	RURAL - 4.2 RURAL SUBSIDY COMMUNAL LAND RIGHTS	SEKHU/EPHRAIM MOGALE MUNI./MASAILOR (76) RURAL 24/25 - Phase 1	40	2024/05/02	2025/06/30	R 7 626 880,00	R 0,00	29,403397	-24,976964	
307.	Rural Housing Project	RURAL - 4.2 RURAL SUBSIDY COMMUNAL LAND RIGHTS	SEKHU/FETAKGOMO-TUBATSE MUNI./ASIMA(85)RURAL/23/24 - Phase 1	0	2023/11/09	2025/06/30	R 2 052 596,00	R 6 332 261,70	30.034506	-24.347773,	
308.	Rural Housing Project	RURAL - 4.2 RURAL SUBSIDY COMMUNAL LAND RIGHTS	SEKHU/FETAKGOMO-TUBATSE MUNI./ECOTROOPERS 197) RURAL 24/25 - Phase 1	40	2024/05/02	2025/06/30	R 7 626 880,00	R 0,00	30.034506	-24.347773,	
309.	Progress Payment Housing Project	RURAL - 4.2 RURAL SUBSIDY COMMUNAL LAND RIGHTS	SEKHU/FETAKGOMO-TUBATSE MUNI./HLAKOLE (04) MILVET 23/24 - Phase 1	4	2023/04/01	2025/06/30	R 167 326,00	R 0,00	30.034506	-24.347773,	
310.	Rural Housing Project	RURAL - 4.2 RURAL SUBSIDY COMMUNAL LAND RIGHTS	SEKHU/FETAKGOMO-TUBATSE MUNI./NTSHIANA TADING (91) RURAL 23/24 - Phase 1	15	2023/04/01	2025/06/30	R 1 711 594,00	R 11 807 344,10	30.605503	-24.473166,	
311.	Rural Housing Project	RURAL - 4.2 RURAL SUBSIDY	SEKHU/FETAKGOMO-TUBATSE MUNI./PGN CIVILS (200) RURAL 23/24 - Phase 1	0	2023/04/01	2025/06/30	R 919 319,00	R 32 591 933,60	30.605503	-24.473166,	

		COMMUNAL LAND RIGHTS									
312.	IRDP - Housing Construction Project Linked	INCREMENTAL - 2.2c INTEGRATED RESIDENTIAL DEVELOPMENT PROGRAMME: PHASE 2: TOP STRUCTURE CONSTRUCTION	SEKHU/MAKHUDUTHAMAGA MUNI./HLAKOLE (03) MILVET/23/24 - Phase 1	3	2023/04/01	2025/06/30	R 226 055,00	R 478 072,40	29,871203	-24,757555	
313.	Rural Housing Project	RURAL - 4.2 RURAL SUBSIDY COMMUNAL LAND RIGHTS	SEKHU/ELIAS MOTSOALEDI MUNI./SIBONGILE THEMBISILE (179) RURAL 24/25 - Phase 1	40	2024/05/02	2025/06/30	R 7 626 880,00	R 0,00	29.602809	-25.010130,	
314.	Rural Housing Project	RURAL - 4.2 RURAL SUBSIDY COMMUNAL LAND RIGHTS	SEKHU/ELIAS MOTSOALEDI MUNI./ZOHRA (64) RURAL 23/24 - Phase 1	28	2024/09/01	2025/06/30	R 4 471 104,00	R 0,00	29.618483	-24.965735,	
315.	Rural Housing Project	RURAL - 4.2 RURAL SUBSIDY COMMUNAL LAND RIGHTS	SEKHU/FETAKGOMO-TUBATSE MUNI./CHISA (179) RURAL 24/25 - Phase 1	39	2024/05/02	2025/06/30	R 7 436 280,00	R 0,00	30.034506	-24.347773,	
316.	Rural Housing Project	RURAL - 4.2 RURAL SUBSIDY COMMUNAL LAND RIGHTS	SEKHU/FETAKGOMO-TUBATSE MUNI./LLETS (29) RURAL 24/25 - Phase 1	10	2024/04/07	2025/06/30	R 1 257 498,00	R 419 166,00	29.910871	-24.487577,	
317.	Rural Housing Project	RURAL - 4.2 RURAL SUBSIDY COMMUNAL LAND RIGHTS	SEKHU/FETAKGOMO-TUBATSE MUNI./MANEKWANE (72) RURAL 24/25	36	2024/04/07	2025/06/30	R 6 921 839,00	R 0,00	30.605503	-24.473166,	
318.	Rural Housing Project	RURAL - 4.2 RURAL SUBSIDY COMMUNAL LAND RIGHTS	SEKHU/FETAKGOMO-TUBATSE MUNI./MOAFRIKA CONS (45) RURAL 24/25 - Phase 1	25	2024/05/02	2025/06/30	R 4 766 800,00	R 0,00	29.965840	-24.847673.	
319.	Rural Housing Project	RURAL - 4.2 RURAL SUBSIDY COMMUNAL LAND RIGHTS	SEKHU/MAKHUDUTHAMAGA MUNI./BROOKLYNN (190) RURAL 24/25 - Phase 1	40	2024/05/02	2025/06/30	R 7 626 880,00	R 0,00	29.765053	-24.924913.	
320.	Rural Housing Project	RURAL - 4.2 RURAL SUBSIDY COMMUNAL LAND RIGHTS	VHEMBE/COLLINS CHABANE MUNI./NICOLE (45) RURAL 24/25 - Phase 1	56	2024/04/07	2025/06/30	R 10 677 632,00	R 0,00	29,666198	-23,497899	
321.	Rural Housing Project	RURAL - 4.2 RURAL SUBSIDY COMMUNAL LAND RIGHTS	VHEMBE/COLLINS CHABANE MUNI./SOMANDLA (200) RURAL 23/24 - Phase 1	0	2023/04/01	2025/06/30	R 349 203,00	R 31 905 426,80	29,666198	-23,497899	
322.	Rural Housing Project	RURAL - 4.2 RURAL SUBSIDY COMMUNAL LAND RIGHTS	VHEMBE/MAKHADO MUNI./AROCON (183) RURAL 24/25 - Phase 1	57	2024/05/02	2025/06/30	R 10 868 304,00	R 0,00	29.8034*	23.1196*	
323.	Rural Housing Project	RURAL - 4.2 RURAL SUBSIDY COMMUNAL LAND RIGHTS	VHEMBE/MAKHADO MUNI./FLUID CONSTRUCTION (20) RURAL 24/25 - Phase 1	9	2024/05/02	2025/06/30	R 1 716 048,00	R 0,00	30.1067*	23.2055*	
324.	Rural Housing Project	RURAL - 4.2 RURAL SUBSIDY COMMUNAL LAND RIGHTS	VHEMBE/MAKHADO MUNI./KUMBATIA HOLDINGS (80) RURAL 23/24 - Phase 1	2	2023/04/01	2025/06/30	R 2 274 279,00	R 8 647 579,00	30,007478	-22,90524	
325.	CRU Project	SOCIAL_RENTAL - 3.3b COMMUNITY	VHEMBE/MAKHADO MUNI./LUMAR (118) CRU 22/23 - Phase 1	0	2022/11/17	2025/06/30	R 7 000 000,00	R 0,00	29,879058	-23,04827	

		RESIDENTIAL UNITS CONSTRUCTED									
326.	Rural Housing Project	RURAL - 4.2 RURAL SUBSIDY COMMUNAL LAND RIGHTS	VHEMBE/MAKHADO MUNI./MOTHIKENI INV (73) RURAL 24/25 - Phase 1	42	2024/05/02	2025/06/30	R 8 008 224,00	R 0,00	30.1223*	22.9244*	
327.	Rural Housing Project	RURAL - 4.2 RURAL SUBSIDY COMMUNAL LAND RIGHTS	VHEMBE/MAKHADO MUNI./SPLISH SPLASH (40) RURAL 24/25 - Phase 1	0	2024/04/07	2025/06/30	R 419 177,00	R 0,00	30.0045*	22.9051*	
328.	Rural Housing Project	RURAL - 4.2 RURAL SUBSIDY COMMUNAL LAND RIGHTS	VHEMBE/MAKHADO MUNI./TUBATSE (200) RURAL 23/24 - Phase 1	15	2023/04/01	2025/06/30	R 2 860 080,00	R 8 287 488,20	29,879058	-23,04827	
329.	Rural Housing Project	RURAL - 4.2 RURAL SUBSIDY COMMUNAL LAND RIGHTS	VHEMBE/MUSINA MUNI./MUTHATHE (183) RURAL 24/25 - Phase 1	14	2024/05/02	2025/06/30	R 13 347 040,00	R 0,00	30,006908	-22,345484	
330.	Rural Housing Project	RURAL - 4.2 RURAL SUBSIDY COMMUNAL LAND RIGHTS	VHEMBE/MUSINA MUNI./T & C (183) RURAL 24/25 - Phase 1	62	2024/04/30	2025/06/30	R 13 537 712,00	R 0,00	30,006908	-22,345484	
331.	Rural Housing Project	RURAL - 4.2 RURAL SUBSIDY COMMUNAL LAND RIGHTS	VHEMBE/MUTALE MUNI./RIVERWALK(94)RURAL/16/17 - Phase 1	15	2016/08/19	2025/06/30	R 142 001,00	R 4 509 852,71	30,442566	-22,785048	
332.	Progress Payment Housing Project	RURAL - 4.2 RURAL SUBSIDY COMMUNAL LAND RIGHTS	VHEMBE/THULAMELA MUNI./AKANI CONSTR. (350) UNBLOCKING 24/25 - Phase 1	113	2024/06/24	2025/06/30	R 1 716 048,00	R 3 012 382,31	30,589120	-22,904266	
333.	Progress Payment Housing Project	RURAL - 4.2 RURAL SUBSIDY COMMUNAL LAND RIGHTS	VHEMBE/THULAMELA MUNI./ELIMASH (02) MILVET/ 23/24 - Phase 1	0	2023/04/01	2025/06/30	R 361 698,00	R 119 518,00	30,764107	-22,897377	
334.	Rural Housing Project	RURAL - 4.2 RURAL SUBSIDY COMMUNAL LAND RIGHTS	VHEMBE/THULAMELA MUNI./ELIMASH (200) RURAL 23/24 - Phase 1	22	2023/04/01	2025/06/30	R 16 969 808,00	R 22 904 135,10	30,764107	-22,897377	
335.	Rural Housing Project	RURAL - 4.2 RURAL SUBSIDY COMMUNAL LAND RIGHTS	VHEMBE/THULAMELA MUNI./FANANG DIATLA (182) RURAL 24/25 - Phase 1	50	2024/06/24	2025/06/30	R 9 533 600,00	R 0,00	30,764107	-22,897377	
336.	Rural Housing Project	RURAL - 4.2 RURAL SUBSIDY COMMUNAL LAND RIGHTS	VHEMBE/THULAMELA MUNI./LEDILE (183) RURAL 24/25 - Phase 1	22	2024/06/24	2025/06/30	R 15 063 088,00	R 0,00	30,764107	-22,897377	
337.	Rural Housing Project	RURAL - 4.2 RURAL SUBSIDY COMMUNAL LAND RIGHTS	VHEMBE/THULAMELA MUNI./NHLANGANO (100) RURAL 12/13 - Phase 1	117	2012/03/01	2025/06/30	R 1 144 032,00	R 6 426 069,62	30,764107	-22,897377	
338.	IRDP - Housing Construction Project Linked	INCREMENTAL - 2.2c INTEGRATED RESIDENTIAL DEVELOPMENT PROGRAMME: PHASE 2: TOP STRUCTURE CONSTRUCTION	VHEMBE/THULAMELA MUNI./TENDIWANGA (03) MILVET/ 23/24 - Phase 1	0	2023/10/01	2025/06/30	R 144 364,00	R 0,00	30,764107	-22,897377	
339.	IRDP - Housing Construction Project Linked	RURAL - 4.2 RURAL SUBSIDY	VHEMBE/THULAMELA MUNI./TENDIWANGA (10) BLOCKED 23/24 - Phase 1	5	2023/04/01	2025/06/30	R 180 506,00	R 0,00	30,764107	-22,897377	

		COMMUNAL LAND RIGHTS									
340.	Rural Housing Project	RURAL - 4.2 RURAL SUBSIDY COMMUNAL LAND RIGHTS	WATERBERG/BELA-BELA MUNI/TTR INFRASTRUCTURE (155) RURAL 23/24 - Phase 1	6	2023/04/01	2025/06/30	R 2 595 749,00	R 17 702 073,60	28,274745	-24,87351	
341.	Rural Housing Project	RURAL - 4.2 RURAL SUBSIDY COMMUNAL LAND RIGHTS	WATERBERG/LEPHALALE MUNI/DN DLUDLU(200) RURAL 23/24 - Phase 1	35	2023/04/01	2025/06/30	R 4 292 624,00	R 24 929 387,09	28,021046	-23,337283	
342.	Rural Housing Project	RURAL - 4.2 RURAL SUBSIDY COMMUNAL LAND RIGHTS	WATERBERG/LEPHALALE MUNI/KGOTSO MOKONE(200)RURAL 23/24 - Phase 1	0	2023/04/01	2025/06/30	R 4 835 451,00	R 22 404 748,80	28,021046	-23,337283	
343.	Rural Housing Project	RURAL - 4.2 RURAL SUBSIDY COMMUNAL LAND RIGHTS	WATERBERG/LEPHALALE MUNI./KHUM MK (182) RURAL 24/25 - Phase 1	37	2024/04/31	2025/06/30	R 29 534 659,00	R 0,00	28,021046	-23,337283	
344.	CRU Project	SOCIAL_RENTAL - 3.3b COMMUNITY RESIDENTIAL UNITS CONSTRUCTED	WATERBERG/LEPHALALE MUNI./RHEILAND JV QINISA /CRU 16/17 - Phase 1	500	2016/04/01	2025/06/30	R 30 736 135,00	R 93 479 147,20	28,021046	-23,337283	
345.	Rural Housing Project	RURAL - 4.2 RURAL SUBSIDY COMMUNAL LAND RIGHTS	WATERBERG/LEPHALALE MUNI./SMTM CONSTRU (80) RURAL 21/22 - Phase 1	1	2021/06/02	2025/06/30	R 87 782,00	R 10 259 258,10	28,086490	-23,573880	
346.	Rural Housing Project	RURAL - 4.2 RURAL SUBSIDY COMMUNAL LAND RIGHTS	WATERBERG/MOGALAKWENA MUNI./ALL AFRIKA (200) RURAL 23/24 - Phase 1	5	2023/04/01	2025/06/30	R 1 097 469,00	R 33 140 000,00	28,957730	-23,950130	
347.	Rural Housing Project	RURAL - 4.2 RURAL SUBSIDY COMMUNAL LAND RIGHTS	WATERBERG/MOGALAKWENA MUNI./HLALES (36) RURAL 22/23 - Phase 1	6	2022/07/01	2025/06/30	R 805 483,00	R 5 039 697,60	28,957730	-23,950130	
348.	Progress Payment Housing Project	RURAL - 4.2 RURAL SUBSIDY COMMUNAL LAND RIGHTS	WATERBERG/MOGALAKWENA MUNI./KOEPHU (07) MILVET 23/24 - Phase 1	0	2023/04/01	2025/06/30	R 96 243,00	R 0,00	28,957730	-23,950130	
349.	Rural Housing Project	RURAL - 4.2 RURAL SUBSIDY COMMUNAL LAND RIGHTS	WATERBERG/MOGALAKWENA MUNI./KOEPHU (200) RURAL 23/24 - Phase 1	7	2023/02/28	2025/06/30	R 920 000,00	R 27 734 049,00	28,957730	-23,950130	
350.	Rural Housing Project	RURAL - 4.2 RURAL SUBSIDY COMMUNAL LAND RIGHTS	WATERBERG/MOGALAKWENA MUNI./MOTHIKENI (67) RURAL 21/22 - Phase 1	15	2021/08/20	2025/06/30	R 1 246 001,00	R 9 988 446,00	28,957730	-23,950130	
351.	Progress Payment Housing Project	INCREMENTAL - 2.2c INTEGRATED RESIDENTIAL DEVELOPMENT PROGRAMME: PHASE 2: TOP STRUCTURE CONSTRUCTION	WATERBERG/THABAZIMBI MUNI./BRUNEL ENG (200) URBAN 23/24 - Phase 1	0	2023/04/01	2025/06/30	R 2 505 431,00	R 29 360 771,20	27,380041	-24,573523	
352.	Rural Housing Project	RURAL - 4.2 RURAL SUBSIDY COMMUNAL LAND RIGHTS	WATERBERG/LEPHALALE MUNI./MOKHUTLOANE(80)RURAL 23/24 - Phase 1	4	2023/04/01	2025/06/30	R 956 144,00	R 13 220 640,00	28,021046	-23,337283	
353.	Rural Housing Project	RURAL - 4.2 RURAL SUBSIDY	VHEMBE/MAKHADO MUNI./ROSWIKA (40) RURAL 24/25 - Phase 1	31	2024/12/09	2025/06/30	R 5 910 832,00	R 0,00	30,07151	-23,145991	

		COMMUNAL LAND RIGHTS									
354.	IRDP - Housing Construction Project Linked	INCREMENTAL - 2.2c INTEGRATED RESIDENTIAL DEVELOPMENT PROGRAMME: PHASE 2: TOP STRUCTURE CONSTRUCTION	VHEMBE/COLLINS CHABANE MUNI./SELAELO (03) MILVET 23/24 - Phase 1	2	2023/01/04	2025/06/30	R 381 344,00	R 0,00	29,666198	-23,497899	
355.	IRDP - Housing Construction Project Linked	INCREMENTAL - 2.2c INTEGRATED RESIDENTIAL DEVELOPMENT PROGRAMME: PHASE 2: TOP STRUCTURE CONSTRUCTION	WATERBERG/LEPHALALE MUNI./RAMKOL (100) URBAN 24/25 - Phase 1	21	2024/01/12	2025/07/31	R 18 117 200,00	R 0,00	28,021046	-23,337283	
356.	IRDP - Housing Construction Project Linked	INCREMENTAL - 2.2c INTEGRATED RESIDENTIAL DEVELOPMENT PROGRAMME: PHASE 2: TOP STRUCTURE CONSTRUCTION	WATERBERG/LEPHALALE MUNI./JAMNAR (100) URBAN 24/25 - Phase 1	22	2024/02/12	2025/07/31	R 18 117 200,00	R 0,00	28,021046	-23,337283	
357.	IRDP - Housing Construction Project Linked	INCREMENTAL - 2.2c INTEGRATED RESIDENTIAL DEVELOPMENT PROGRAMME: PHASE 2: TOP STRUCTURE CONSTRUCTION	WATERBERG/MODIMOLLE-MOOKGOPONG MUNI./RSMM (83) URBAN 24/25 - Phase 1	23	2024/01/05	2025/06/30	R 15 468 150,00	R 0,00	28,434707	-24,692946	
358.	IRDP - Housing Construction Project Linked	INCREMENTAL - 2.2c INTEGRATED RESIDENTIAL DEVELOPMENT PROGRAMME: PHASE 2: TOP STRUCTURE CONSTRUCTION	WATERBERG/MODIMOLLE-MOOKGOPONG MUNI./YABO RENA(45)URBAN/24/25 - Phase 1	45	2024/02/05	2025/06/30	R 8 152 740,00	R 0,00	28,434707	-24,692946	
359.	IRDP - Housing Construction Project Linked	INCREMENTAL - 2.2c INTEGRATED RESIDENTIAL DEVELOPMENT PROGRAMME: PHASE 2: TOP STRUCTURE CONSTRUCTION	WATERBERG/MOGALAKWENA MUNI./RSMM (20) URBAN 24/25 - Phase 1	50	2024/02/05	2025/06/30	R 11 171 758,00	R 0,00	28,957730	-23,950130	
360.	IRDP - Housing Construction Project Linked	INCREMENTAL - 2.2c INTEGRATED RESIDENTIAL DEVELOPMENT PROGRAMME: PHASE 2: TOP STRUCTURE CONSTRUCTION	WATERBERG/THABAZIMBI MUNI/ ZOHRA KHAN DEVELOPERS(39) URBAN 24/25 - Phase 1	5	2024/08/01	2025/06/31	R 4 292 624,00	R 1 992 892,00	27,380041	-24,573523	
361.	OPSCAP	RURAL - 4.2 RURAL SUBSIDY COMMUNAL LAND RIGHTS	POLOKWANE LOCAL MUNICIPALITY - Phase 1	255	2024/02/02	2025/06/31	R 60 651 240,00	R 18 847 323,00	29,351074	-23,846739	

Human Settlements and Traditional Affairs | 2025/2026

362.	Rural Housing Project	RURAL - 4.2 RURAL SUBSIDY COMMUNAL LAND RIGHTS	VHEMBE/MUSINA MUNI./HLAKOLE(49) RURAL 25/26 - Phase 1	30	2025/01/04	2025/09/30	R 7 135 440,00	R 0,00	30,006908	-22,345484
363.	Rural Housing Project	RURAL - 4.2 RURAL SUBSIDY COMMUNAL LAND RIGHTS	VHEMBE/MUSINA MUNI./MAPHALAKARABO (49) RURAL 25/26 - Phase 1	30	2025/01/04	2025/09/30	R 7 135 440,00	R 0,00	30,006908	-22,345484
364.	Rural Housing Project	RURAL - 4.2 RURAL SUBSIDY COMMUNAL LAND RIGHTS	MOPANI/TZANEEN MUNI./CATCH 22 (73) RURAL 25/26 - Phase 1	38	2025/01/04	2025/12/31	R 9 038 224,00	R 0,00	30,334325	-23,888528
365.	Rural Housing Project	RURAL - 4.2 RURAL SUBSIDY COMMUNAL LAND RIGHTS	VHEMBE/COLLINS CHABANE MUNI./EMOLE (73) RURAL 25/26 - Phase 1	37	2025/01/04	2025/12/31	R 8 800 376,00	R 0,00	29,666198	-23,497899
366.	Rural Housing Project	RURAL - 4.2 RURAL SUBSIDY COMMUNAL LAND RIGHTS	SEKHU/MAKHUDUTHAMAGA MUNI./MUTHATHE (43) RURAL 25/26 - Phase 1	28	2025/01/04	2025/09/30	R 6 659 744,00	R 0,00	29,871203	-24,757555
367.	Rural Housing Project	RURAL - 4.2 RURAL SUBSIDY COMMUNAL LAND RIGHTS	VHEMBE/THULAMELA MUNI./ROSWIKA (73) RURAL 25/26 - Phase 1	35	2025/01/04	2025/12/31	R 8 324 680,00	R 0,00	30,764107	-22,897377
368.	Rural Housing Project	RURAL - 4.2 RURAL SUBSIDY COMMUNAL LAND RIGHTS	WATERBERG/MOGALAKWENA MUNI./SPLISH SPLASH (73) 25/26 - Phase 1	15	2025/01/04	2025/12/31	R 3 567 720,00	R 0,00	28,957730	-23,950130
369.	Rural Housing Project	RURAL - 4.2 RURAL SUBSIDY COMMUNAL LAND RIGHTS	WATERBERG/LEPHALALE MUNI./NTSHIZA'S TECHNICAL (160) RURAL 25/26 - Phase 1	81	2025/04/01	2026/03/31	R 6 897 592,00	R 0,00	28,021046	-23,337283
370.	Rural Housing Project	RURAL - 4.2 RURAL SUBSIDY COMMUNAL LAND RIGHTS	WATERBERG/MOGALAKWENA MUNI./SOMANDLA (52) RURAL 25/26 - Phase 1	39	2025/01/04	2025/12/31	R 9 276 072,00	R 0,00	28,957730	-23,950130
371.	Rural Housing Project	RURAL - 4.2 RURAL SUBSIDY COMMUNAL LAND RIGHTS	CAPRICORN/LEPELLE-NKUMPI MUNI./SOMANDLA (21) RURAL 25/26 - Phase 1	15	2025/01/04	2025/12/31	R 3 567 720,00	R 0,00	29,37143	-24,329295
372.	Rural Housing Project	RURAL - 4.2 RURAL SUBSIDY COMMUNAL LAND RIGHTS	CAPRICORN/MOLEMOLE MUNI./MAHLAKU A MOSEBO (161) RURAL 25/26 - Phase 1	19	2025/04/01	2026/03/31	R 4 519 112,00	R 0,00	29,666198	-23,497899
373.	Rural Housing Project	RURAL - 4.2 RURAL SUBSIDY COMMUNAL LAND RIGHTS	SEKHU/FETAKGOMO-TUBATSE MUNI./ZOHRA KHAN (161) RURAL 25/26 - Phase 1	109	2025/04/01	2026/03/31	R 8 103 337,00	R 0,00	30,605503	-24,473166,
374.	Rural Housing Project	RURAL - 4.2 RURAL SUBSIDY COMMUNAL LAND RIGHTS	CAPRICORN/LEPELLE-NKUMPI MUNI./MUTHATHE (30) RURAL 25/26 - Phase 1	25	2025/01/04	2025/12/31	R 5 946 200,00	R 0,00	29,37143	-24,329295
375.	Rural Housing Project	RURAL - 4.2 RURAL SUBSIDY COMMUNAL LAND RIGHTS	MOPANI/LETABA MUNI./MAMONDO (161) RURAL 25/26 - Phase 1	28	2025/04/01	2026/03/31	R 6 659 744,00	R 0,00	30,373861	-23,467871
376.	IRDP - Housing Construction Project Linked	INCREMENTAL - 2.2c INTEGRATED RESIDENTIAL DEVELOPMENT PROGRAMME:	WATERBERG/THABAZIMBI MUNI./ASIMA (161) URBAN 25/26 - Phase 1	125	2025/04/01	2026/03/31	R 32 438 749,00	R 0,00	27,380041	-24,573523

		PHASE 2: TOP STRUCTURE CONSTRUCTION								
377.	Rural Housing Project	RURAL - 4.2 RURAL SUBSIDY COMMUNAL LAND RIGHTS	MOPANI/GIYANI MUNI./T & C CIVILS (31) RURAL 25/26 - Phase 1	19	2025/01/04	2025/09/30	R 4 519 112,00	R 0,00	30,801669	-23,303899
378.	Rural Housing Project	RURAL - 4.2 RURAL SUBSIDY COMMUNAL LAND RIGHTS	SEKHU/EPHRAIM MOGALE MUNI./MAVISO (160) RURAL 25/26 - Phase 1	47	2025/01/04	2025/09/30	R 11 178 856,00	R 0,00	29,403397	-24,976964
379.	Rural Housing Project	RURAL - 4.2 RURAL SUBSIDY COMMUNAL LAND RIGHTS	VHEMBE/COLLINS CHABANE MUNI./T & C CIVILS (18) RURAL 25/26 - Phase 1	13	2025/01/04	2025/09/30	R 3 092 024,00	R 0,00	29,666198	-23,497899
380.	Rural Housing Project	RURAL - 4.2 RURAL SUBSIDY COMMUNAL LAND RIGHTS	WATERBERG/MOGALAKWENA MUNI./LEDILE(18) RURAL 25/26 - Phase 1	18	2025/01/04	2025/09/30	R 4 281 264,00	R 0,00	28,957730	-23,950130
381.	Rural Housing Project	RURAL - 4.2 RURAL SUBSIDY COMMUNAL LAND RIGHTS	MOPANI/GIYANI MUNI./MAMONDO (161) RURAL 52/26 - Phase 1	90	2025/04/01	2026/03/31	R 7 135 440,00	R 0,00	30,801669	-23,303899
382.	Rural Housing Project	RURAL - 4.2 RURAL SUBSIDY COMMUNAL LAND RIGHTS	WATERBERG/LEPHALALE MUNI./LEDILE (31) RURAL 25/26 - Phase 1	20	2025/01/04	2025/09/30	R 4 756 960,00	R 0,00	28,021046	-23,337283
383.	Rural Housing Project	RURAL - 4.2 RURAL SUBSIDY COMMUNAL LAND RIGHTS	CAPRICORN/BLOUBERG MUNI./MAHLAKU A MOSEBO (161) RURAL 25/26 - Phase 1	29	2025/04/01	2026/03/31	R 6 897 592,00	R 0,00	E 29,054155	S 23,188127
384.	Rural Housing Project	RURAL - 4.2 RURAL SUBSIDY COMMUNAL LAND RIGHTS	VHEMBE/MUSINA MUNI./MAHLAKU A MOSEBO (161) RURAL 25/26 - Phase 1	26	2025/04/01	2026/03/31	R 6 184 048,00	R 0,00	30,006908	-22,345484
385.	Rural Housing Project	RURAL - 4.2 RURAL SUBSIDY COMMUNAL LAND RIGHTS	VHEMBE/THULAMELA MUNI./MC TEE (10) RURAL 25/26 - Phase 1	10	2025/01/04	2025/09/30	R 2 378 480,00	R 0,00	30,764107	-22,897377
386.	Rural Housing Project	RURAL - 4.2 RURAL SUBSIDY COMMUNAL LAND RIGHTS	VHEMBE/MAKHADO MUNI./MAEDZA (160) RURAL 25/26 - Phase 1	118	2025/04/01	2026/03/31	R 8 816 881,00	R 0,00	30,07151	-23,145991
387.	Rural Housing Project	RURAL - 4.2 RURAL SUBSIDY COMMUNAL LAND RIGHTS	VHEMBE/COLLINS CHABANE MUNI./MC TEE (39) RURAL 25/26 - Phase 1	24	2025/01/04	2025/09/30	R 5 708 352,00	R 0,00	29,666198	-23,497899
388.	Rural Housing Project	RURAL - 4.2 RURAL SUBSIDY COMMUNAL LAND RIGHTS	CAPRICORN/MOLEMOLE MUNI./BALO (16) RURAL 25/26 - Phase 1	11	2025/01/04	2025/09/30	R 2 616 328,00	R 0,00	29,666198	-23,497899
389.	Rural Housing Project	RURAL - 4.2 RURAL SUBSIDY COMMUNAL LAND RIGHTS	SEKHU/EPHRAIM MOGALE MUNI./BALO (33) RURAL 25/26 - Phase 1	20	2025/01/04	2025/09/30	R 4 756 960,00	R 0,00	29,403397	-24,976964
390.	IRDP - Housing Construction Project Linked	INCREMENTAL - 2.2c INTEGRATED RESIDENTIAL DEVELOPMENT PROGRAMME: PHASE 2: TOP	WATERBERG/MODIMOLLE-MOOKGOPHONG MUNI./MIKATEKO (49) URBAN 25/26 - Phase 1	25	2025/01/04	2025/09/30	R 5 708 700,00	R 0,00	28,434707	-24,692946

		STRUCTURE CONSTRUCTION								
391.	Rural Housing Project	RURAL - 4.2 RURAL SUBSIDY COMMUNAL LAND RIGHTS	SEKHU/FETAKGOMO-TUBATSE MUNI./MOKHUTLOANE (35) RURAL 25/26 - Phase 1	29	2025/01/04	2025/09/30	R 6 897 592,00	R 0,00	30.605503	-24.473166,
392.	Rural Housing Project	RURAL - 4.2 RURAL SUBSIDY COMMUNAL LAND RIGHTS	SEKHU/MAKHUDUTHAMAGA MUNI./MOKHUTLOANE (14) RURAL 25/26 - Phase 1	12	2025/01/04	2025/09/30	R 2 854 176,00	R 0,00	29,871203	-24,757555
393.	Rural Housing Project	RURAL - 4.2 RURAL SUBSIDY COMMUNAL LAND RIGHTS	WATERBERG/BELA-BELA MUNI./LEKGOTHWANE (59) RURAL 25/26 - Phase 1	44	2025/01/04	2025/12/31	R 10 465 312,00	R 0,00	28,274745	-24,87351
394.	IRDP - Housing Construction Project Linked	INCREMENTAL - 2.2c INTEGRATED RESIDENTIAL DEVELOPMENT PROGRAMME: PHASE 2: TOP STRUCTURE CONSTRUCTION	WATERBERG/MODIMOLLE-MOOKGOPHONG MUNI./LEKGOTHOANE(14) URBAN 25/26 - Phase 1	11	2025/01/04	2025/12/31	R 2 511 828,00	R 0,00	28,434707	-24,692946
395.	Rural Housing Project	RURAL - 4.2 RURAL SUBSIDY COMMUNAL LAND RIGHTS	SEKHU/FETAKGOMO-TUBATSE MUNI./NHLOHLORHI (60) RURAL 25/26 - Phase 1	30	2025/01/04	2025/12/31	R 7 135 440,00	R 0,00	30.605503	-24.473166,
396.	IRDP - Housing Construction Project Linked	INCREMENTAL - 2.2c INTEGRATED RESIDENTIAL DEVELOPMENT PROGRAMME: PHASE 2: TOP STRUCTURE CONSTRUCTION	SEKHU/FETAKGOMO-TUBATSE MUNI./NHLOHLORHI 13) URBAN 25/26 - Phase 1	4	2025/01/04	2025/12/31	R 913 392,00	R 0,00	29,879058	-23,04827
397.	Rural Housing Project	RURAL - 4.2 RURAL SUBSIDY COMMUNAL LAND RIGHTS	VHEMBE/THULAMELA MUNI./TENDIWANGA (73) RURAL 25/26 - Phase 1	33	2025/01/04	2025/12/31	R 7 848 984,00	R 0,00	30,764107	-22,897377
398.	IRDP - Housing Construction Project Linked	INCREMENTAL - 2.2c INTEGRATED RESIDENTIAL DEVELOPMENT PROGRAMME: PHASE 2: TOP STRUCTURE CONSTRUCTION	VHEMBE/THULAMELA MUNI./TENDIWANGA (10) 24/25 - Phase 1	10	2025/01/04	2025/12/31	R 2 283 480,00	R 0,00	30,764107	-22,897377
399.	IRDP - Housing Construction Project Linked	INCREMENTAL - 2.2c INTEGRATED RESIDENTIAL DEVELOPMENT PROGRAMME: PHASE 2: TOP STRUCTURE CONSTRUCTION	WATERBERG/THABAZIMBI MUNI./KOEPHU (57) URBAN 25/26 - Phase 1	20	2025/01/04	2025/12/31	R 4 566 960,00	R 0,00	27,380041	-24,573523
400.	Rural Housing Project	RURAL - 4.2 RURAL SUBSIDY COMMUNAL LAND RIGHTS	WATERBERG/BELA-BELA MUNI./KOEPHU (16) RURAL 25/26 - Phase 1	11	2025/01/04	2025/12/31	R 2 616 328,00	R 0,00	28,274745	-24,87351
401.	IRDP - Housing Construction Project Linked	INCREMENTAL - 2.2c INTEGRATED RESIDENTIAL DEVELOPMENT	WATERBERG/BELA-BELA MUNI./KOEPHU BUS ENTERPRISE (57) URBAN 25/26 - Phase 1	20	2025/04/01	2025/12/31	R 4 566 960,00	R 0,00	28,274745	-24,87351

		PROGRAMME: PHASE 2: TOP STRUCTURE CONSTRUCTION								
402.	Rural Housing Project	RURAL - 4.2 RURAL SUBSIDY COMMUNAL LAND RIGHTS	SEKHU/ELIAS MOTSOALEDI MUNI./MAVISO PROJECTS (160) RURAL 25/26 - Phase 1	108	2025/04/01	2026/03/31	R 7 865 489,00	R 0,00	29.618483	-24.965735,
403.	Rural Housing Project	RURAL - 4.2 RURAL SUBSIDY COMMUNAL LAND RIGHTS	SEKHU/MAKHUDUTHAMAGA MUNI./MAVISO PROJECTS(160) RURAL 25/26 - Phase 1	29	2025/04/01	2026/03/31	R 6 897 592,00	R 0,00	29,871203	-24,757555
404.	Rural Housing Project	RURAL - 4.2 RURAL SUBSIDY COMMUNAL LAND RIGHTS	VHEMBE/COLLINS CHABANE MUNI./MAEDZA (160) RURAL 25/26 - Phase 1	21	2025/04/01	2026/03/31	R 4 994 808,00	R 0,00	29,666198	-23,497899
405.	Rural Housing Project	RURAL - 4.2 RURAL SUBSIDY COMMUNAL LAND RIGHTS	MOPANI/BA-PHALABORWA MUNI./CIVIL ELEMENT (160) RURAL 25/26 - Phase 1	30	2025/04/01	2026/03/31	R 7 135 440,00	R 0,00	31,065949	-23,98719
406.	Rural Housing Project	RURAL - 4.2 RURAL SUBSIDY COMMUNAL LAND RIGHTS	MOPANI/ITZANEEN MUNI./CIVIL ELEMENT (160) RURAL 25/26 - Phase 1	34	2025/04/01	2026/03/31	R 9 393 920,00	R 0,00	30,334325	-23,888528
407.	Rural Housing Project	RURAL - 4.2 RURAL SUBSIDY COMMUNAL LAND RIGHTS	MOPANI/LETABA MUNI./KUMBATIA HOLDINGS (49) RURAL 25/26 - Phase 1	30	2025/04/01	2025/09/30	R 7 135 440,00	R 0,00	30,373861	-23,467871
408.	Rural Housing Project	RURAL - 4.2 RURAL SUBSIDY COMMUNAL LAND RIGHTS	WATERBERG/LEPHALE MUNI./PGN CIVILS (49) RURAL 25/26 - Phase 1	29	2025/04/01	2025/09/30	R 6 897 592,00	R 0,00	28,021046	-23,337283
409.	Rural Housing Project	RURAL - 4.2 RURAL SUBSIDY COMMUNAL LAND RIGHTS	SEKHU/FETAKGOMO-TUBATSE MUNI./LH LANGA (49) RURAL 25/26 - Phase 1	29	2025/04/01	2025/09/30	R 6 897 592,00	R 0,00	29,879058	-23,04827
410.	IRDP - Housing Construction Project Linked	INCREMENTAL - 2.2c INTEGRATED RESIDENTIAL DEVELOPMENT PROGRAMME: PHASE 2: TOP STRUCTURE CONSTRUCTION	WATERBERG/MODIMOLLE-MOOKGOPONG MUNI./MIKATEKO (49) RURAL 25/26 - Phase 1	30	2025/04/01	2025/09/30	R 7 135 440,00	R 0,00	28,434707	-24,692946
411.	Rural Housing Project	RURAL - 4.2 RURAL SUBSIDY COMMUNAL LAND RIGHTS	MOPANI/ITZANEEN MUNI./CATCH 22 (73) RURAL 25/26 - Phase 1	33	2025/04/01	2025/12/31	R 7 848 984,00	R 0,00	30,334325	-23,888528
412.	Rural Housing Project	RURAL - 4.2 RURAL SUBSIDY COMMUNAL LAND RIGHTS	CAPRICON/BLOUBERG MUNI./XALAMUKA (45) RURAL 23/24 - Phase 1	1	2023/04/01	2025/06/30	R 239 036,00	R 5 877 062,10	E 28.799638	S 23.083530
413.	CRU Project	SOCIAL_RENTAL - 3.3b COMMUNITY RESIDENTIAL UNITS CONSTRUCTED	VHEMBE/MAKHADO MUNI./TUBATSE(118)CRU/22/23 - Phase 1	14	2021/11/15	2025/06/30	R 13 000 000,00	R 1 718 531,64	29,879058	-23,04827
414.	Rural Housing Project	RURAL - 4.2 RURAL SUBSIDY COMMUNAL LAND RIGHTS	CAPRICON/LEPELLE-NKUMPI MUNI./BALO HOLDINGS (81) RURAL 23/24 - Phase 1	7	2023/04/01	2025/06/30	R 1 052 954,00	R 12 498 064,00	29,37143	-24,329295

Human Settlements and Traditional Affairs | 2025/2026

415.	Rural Housing Project	RURAL - 4.2 RURAL SUBSIDY COMMUNAL LAND RIGHTS	CAPRICORN/LEPELLE-NKUMPI MUNI./IXPLORE (192) 24/25 - Phase 1	35	2025/01/04	2025/06/30	R 6 673 520,00	R 0,00	29,470102	-24,301485
416.	IRDP - Housing Construction Project Linked	INCREMENTAL - 2.2c INTEGRATED RESIDENTIAL DEVELOPMENT PROGRAMME: PHASE 2: TOP STRUCTURE CONSTRUCTION	CAPRICORN/LEPELLE-NKUMPI MUNI./IXPLORE(25)URBAN/24/25 - Phase 1	19	2023/09/01	2025/06/30	R 3 622 768,00	R 0,00	E 29.514861	S 23.304651
417.	Rural Housing Project	RURAL - 4.2 RURAL SUBSIDY COMMUNAL LAND RIGHTS	CAPRICORN/LEPELLE-NKUMPI MUNI./MOJAPHAPHI (45) RURAL 23/24 - Phase 1	2	2023/04/01	2025/06/30	R 300 844,00	R 7 337 970,00	29,37143	-24,329295
418.	Rural Housing Project	RURAL - 4.2 RURAL SUBSIDY COMMUNAL LAND RIGHTS	CAPRICORN/MOLEMOLE MUNI./GIDEON (45) RURAL 23/24 - Phase 1	1	2023/04/01	2025/06/30	R 239 036,00	R 6 734 053,80	29,666198	-23,497899
419.	Rural Housing Project	RURAL - 4.2 RURAL SUBSIDY COMMUNAL LAND RIGHTS	CAPRICORN/MOLEMOLE MUNI./MONA (45) RURAL 24/25 - Phase 1	0	2024/05/15	2025/06/30	R 597 690,00	R 0,00	29,666198	-23,497899
420.	Rural Housing Project	RURAL - 4.2 RURAL SUBSIDY COMMUNAL LAND RIGHTS	CAPRICORN/MOLEMOLE MUNI./NAXT MOST (70) RURAL 24/25 - Phase 1	0	2024/05/02	2025/06/30	R 1 340 582,00	R 1 742 874,64	29,666198	-23,497899
421.	Progress Payment Housing Project	RURAL - 4.2 RURAL SUBSIDY COMMUNAL LAND RIGHTS	CAPRICORN/POLOKWANE MUNI./MOTHIKENI (09) MILVET 23/24 - Phase 1	1	2023/04/01	2025/06/30	R 239 036,00	R 0,00	29,351074	-23,846739
422.	Discount Benefit Scheme	FINANCIAL - 1.3 ENHANCED EXTENDED DISCOUNT BENEFIT SCHEME (EEDBS)	EEDBS/SA SONYANA (500) 21/22 EEDBS - Phase 1	0	2021/06/07	2025/06/30	R 104 250,00	R 89 553,00	29,454879	-23,903594
423.	OPSCAP	FINANCIAL - 1.8 OPERATIONAL CAPITAL BUDGET	IMPLEMENTING AGENT/HDA/MTOP/23/24 - Phase 1	0	2023/04/01	2026/03/31	R 37 006 520,00	R 0,00	29,351074	-23,846739
424.	OPSCAP	PROVINCIAL SPECIFIC PROGRAMMES	IMPLEMENTING AGENT/HDA/BENDOR EXT 100/23/24 - Phase 1	0	2023/04/01	2026/03/31	R 6 000 000,00	R 0,00	29,351074	-23,846739
425.	OPSCAP	PROVINCIAL SPECIFIC PROGRAMMES	IMPLEMENTING AGENT/HAD/TENURE RESTORATION/TITLE DEEDS/23/24 - Phase 1	0	2023/04/01	2026/03/31	R 4 588 400,00	R 2 511 600,00	29,351074	-23,846739
426.	Rural Housing Project	RURAL - 4.2 RURAL SUBSIDY COMMUNAL LAND RIGHTS	CAPRICORN/BLOUBERG MUNI./EMOLE (72) RURAL 24/25 - Phase 1	0	2024/05/02	2025/01/31	R 1 334 704,00	R 0,00	E 28.799638	S 23.083530
427.	Rural Housing Project	RURAL - 4.2 RURAL SUBSIDY COMMUNAL LAND RIGHTS	CAPRICORN/BLOUBERG MUNI./MAWEJA (45) RURAL 24/25 - Phase 1	14	2024/05/02	2025/06/30	R 2 669 408,00	R 0,00	E 29.054155	S 23.188127
428.	Financial Linked Individual Subsidy	FINANCIAL - 1.2 HOUSING FINANCE LINKED INDIVIDUAL SUBSIDY PROGRAMME	FLISP PROVINCIAL/RISIMA HOUSING FINANCE CORPORATION/23/24 - FLISP	70	2023/08/23	2026/03/31	R 7 245 000,00	R 0,00	29,351074	-23,846739
429.	OPSCAP	INCREMENTAL - 2.6 EMERGENCY	IMPLEMENTING AGENT/HDA/500REMOVAL OF ASBESTOS 21/22 - Phase 1	0	2021/03/01	2025/08/31	R 13 000 000,00	R 54 220 000,00	29,351074	-23,846739

		HOUSING ASSISTANCE									
430.	OPSCAP	FINANCIAL - 1.10 NHBRC ENROLMENT	NHBRC ENROLLMENT 24/25 - Phase 1	0	2023/11/01	2025/06/30	R 25 000 000,00	R 8 998 251,12	29,351074	-23,846739	
431.	Rural Housing Project	RURAL - 4.2 RURAL SUBSIDY COMMUNAL LAND RIGHTS	MOPANI/BA-PHALABORWA MUNI./MABALENG (193) RURAL 23/24 - Phase 1	0	2023/04/01	2025/06/30	R 179 802,00	R 31 813 289,20	31,065949	-23,98719	
432.	Rural Housing Project	RURAL - 4.2 RURAL SUBSIDY COMMUNAL LAND RIGHTS	MOPANI/LETABA MUNI./FLUID CON (45) RURAL 23/24 - Phase 1	5	2023/04/01	2025/06/30	R 616 543,00	R 7 397 730,00	30,373861	-23,467871	
433.	Progress Payment Housing Project	RURAL - 4.2 RURAL SUBSIDY COMMUNAL LAND RIGHTS	MOPANI/TZANEEN MUNI./ASIMA (02) MILVET 23/24 - Phase 1	0	2023/09/04	2025/06/30	R 239 036,00	R 239 036,00	30,334325	-23,888528	
434.	Rural Housing Project	RURAL - 4.2 RURAL SUBSIDY COMMUNAL LAND RIGHTS	MOPANI/TZANEEN MUNI./ASIMA (180) RURAL 24/25 - Phase 1	27	2025/01/04	2025/06/30	R 11 816 265,00	R 0,00	30,334325	-23,888528	
435.	CRU Project	SOCIAL_RENTAL - 3.3b COMMUNITY RESIDENTIAL UNITS CONSTRUCTED	MOPANI/TZANEEN MUNI./RHANDZO/CRU/24/25 - Phase 1	0	2023/11/23	2026/11/30	R 13 000 000,00	R 0,00	30.10'38"	23.51'36**	
436.	Rural Housing Project	RURAL - 4.2 RURAL SUBSIDY COMMUNAL LAND RIGHTS	MOPANI/MARULENG MUNI./MABE (45) RURAL 24/25 - Phase 1	22	2025/01/04	2025/06/30	R 4 264 571,00	R 0,00	30,616573	-24,359651	
437.	Rural Housing Project	RURAL - 4.2 RURAL SUBSIDY COMMUNAL LAND RIGHTS	MOPANI/MARULENG MUNI./RAMATSOBANE (198) RURAL 24/25 - Phase 1	13	2025/01/04	2025/06/30	R 17 899 478,00	R 0,00	30,616573	-24,359651	
438.	Rural Housing Project	RURAL - 4.2 RURAL SUBSIDY COMMUNAL LAND RIGHTS	MOPANI/BA-PHALABORWA MUNI./RHELELA (45) RURAL 24/25 - Phase 1	0	2024/05/02	2025/06/30	R 5 147 148,00	R 0,00	31.08'27.85	23 563 476	
439.	Rural Housing Project	RURAL - 4.2 RURAL SUBSIDY COMMUNAL LAND RIGHTS	MOPANI/TZANEEN MUNI./SHOPHY & JACK (72) RURAL 24/25 - Phase 1	26	2024/06/06	2025/06/28	R 5 697 071,00	R 0,00	30.14581 107	-23,81677461	
440.	Rural Housing Project	RURAL - 4.2 RURAL SUBSIDY COMMUNAL LAND RIGHTS	SEKHU/ELIAS MOTSOLEDI MUNI./CAPOTEX (136) RURAL 23/24 - Phase 1	62	2023/04/01	2025/06/30	R 5 149 756,00	R 16 220 796,90	29,211637	-25,313731	
441.	Rural Housing Project	RURAL - 4.2 RURAL SUBSIDY COMMUNAL LAND RIGHTS	SEKHU/ELIAS MOTSOLEDI MUNI./SILVER EDGE (36) RURAL 22/23 - Phase 1	4	2022/07/01	2025/06/30	R 561 879,00	R 3 040 328,10	29,211637	-25,313731	
442.	Rural Housing Project	RURAL - 4.2 RURAL SUBSIDY COMMUNAL LAND RIGHTS	SEKHU/EPHRAIM MOGALE MUNI./KOKO (76) RURAL 24/25 - Phase 1	35	2025/01/04	2025/06/30	R 6 650 773,00	R 0,00	29,403397	-24,976964	
443.	Rural Housing Project	RURAL - 4.2 RURAL SUBSIDY COMMUNAL LAND RIGHTS	SEKHU/EPHRAIM MOGALE MUNI./MASAILOR (76) RURAL 24/25 - Phase 1	40	2025/01/04	2025/06/30	R 7 626 880,00	R 0,00	29,403397	-24,976964	
444.	Rural Housing Project	RURAL - 4.2 RURAL SUBSIDY COMMUNAL LAND RIGHTS	SEKHU/FETAKGOMO-TUBATSE MUNI./ASIMA(85)RURAL/23/24 - Phase 1	0	2023/11/09	2025/06/30	R 2 052 596,00	R 6 332 261,70	30.034506	-24.347773,	

Human Settlements and Traditional Affairs | 2025/2026

445.	Rural Housing Project	RURAL - 4.2 RURAL SUBSIDY COMMUNAL LAND RIGHTS	SEKHU/FETAKGOMO-TUBATSE MUNI./ECOTROOPERS 197) RURAL 24/25 - Phase 1	40	2025/01/04	2025/06/30	R 7 626 880,00	R 0,00	30.034506	-24.347773,
446.	Progress Payment Housing Project	RURAL - 4.2 RURAL SUBSIDY COMMUNAL LAND RIGHTS	SEKHU/FETAKGOMO-TUBATSE MUNI./HLAKOLE (04) MILVET 23/24 - Phase 1	4	2023/04/01	2025/06/30	R 167 326,00	R 0,00	30.034506	-24.347773,
447.	Rural Housing Project	RURAL - 4.2 RURAL SUBSIDY COMMUNAL LAND RIGHTS	SEKHU/FETAKGOMO-TUBATSE MUNI./NTSHIANA TADING (91) RURAL 23/24 - Phase 1	15	2023/04/01	2025/06/30	R 1 711 594,00	R 11 807 344,10	30.605503	-24.473166,
448.	Rural Housing Project	RURAL - 4.2 RURAL SUBSIDY COMMUNAL LAND RIGHTS	SEKHU/FETAKGOMO-TUBATSE MUNI./PGN CIVILS (200) RURAL 23/24 - Phase 1	0	2023/04/01	2025/06/30	R 919 319,00	R 32 591 933,60	30.605503	-24.473166,
449.	IRDP - Housing Construction Project Linked	INCREMENTAL - 2.2c INTEGRATED RESIDENTIAL DEVELOPMENT PROGRAMME: PHASE 2: TOP STRUCTURE CONSTRUCTION	SEKHU/MAKHUDUTHAMAGA MUNI./HLAKOLE (03) MILVET/23/24 - Phase 1	3	2023/04/01	2025/06/30	R 226 055,00	R 478 072,40	29,871203	-24,757555
450.	Rural Housing Project	RURAL - 4.2 RURAL SUBSIDY COMMUNAL LAND RIGHTS	SEKHU/ELIAS MOTSOLEDI MUNI./SIBONGILE THEMBISILE (179) RURAL 24/25 - Phase 1	40	2024/05/02	2025/06/30	R 7 626 880,00	R 0,00	29.602809	-25.010130,
451.	Rural Housing Project	RURAL - 4.2 RURAL SUBSIDY COMMUNAL LAND RIGHTS	SEKHU/ELIAS MOTSOLEDI MUNI./ZOHRA (64) RURAL 23/24 - Phase 1	28	2024/09/01	2025/06/30	R 4 471 104,00	R 0,00	29.618483	-24.965735,
452.	Rural Housing Project	RURAL - 4.2 RURAL SUBSIDY COMMUNAL LAND RIGHTS	SEKHU/FETAKGOMO-TUBATSE MUNI./CHISA (179) RURAL 24/25 - Phase 1	39	2024/05/02	2025/06/30	R 7 436 280,00	R 0,00	30.034506	-24.347773,
453.	Rural Housing Project	RURAL - 4.2 RURAL SUBSIDY COMMUNAL LAND RIGHTS	SEKHU/FETAKGOMO-TUBATSE MUNI./LLETS (29) RURAL 24/25 - Phase 1	10	2024/04/07	2025/06/30	R 1 257 498,00	R 419 166,00	29.910871	-24.487577,
454.	Rural Housing Project	RURAL - 4.2 RURAL SUBSIDY COMMUNAL LAND RIGHTS	SEKHU/FETAKGOMO-TUBATSE MUNI./MANEKWANE (72) RURAL 24/25	36	2024/01/04	2025/06/30	R 6 921 839,00	R 0,00	30.605503	-24.473166,
455.	Rural Housing Project	RURAL - 4.2 RURAL SUBSIDY COMMUNAL LAND RIGHTS	SEKHU/FETAKGOMO-TUBATSE MUNI./MOAFRIKA CONS (45) RURAL 24/25 - Phase 1	25	2024/05/02	2025/06/30	R 4 766 800,00	R 0,00	29.965840	-24.847673.
456.	Rural Housing Project	RURAL - 4.2 RURAL SUBSIDY COMMUNAL LAND RIGHTS	SEKHU/MAKHUDUTHAMAGA MUNI./BROOKLYNN (190) RURAL 24/25 - Phase 1	40	2024/05/02	2025/06/30	R 7 626 880,00	R 0,00	29.765053	-24.924913.
457.	Rural Housing Project	RURAL - 4.2 RURAL SUBSIDY COMMUNAL LAND RIGHTS	VHEMBE/COLLINS CHABANE MUNI./NICOLE (45) RURAL 24/25 - Phase 1	56	2024/01/04	2025/06/30	R 10 677 632,00	R 0,00	29,666198	-23,497899
458.	Rural Housing Project	RURAL - 4.2 RURAL SUBSIDY COMMUNAL LAND RIGHTS	VHEMBE/COLLINS CHABANE MUNI./SOMANDLA (200) RURAL 23/24 - Phase 1	0	2023/04/01	2025/06/30	R 349 203,00	R 31 905 426,80	29,666198	-23,497899

Human Settlements and Traditional Affairs | 2025/2026

459.	Rural Housing Project	RURAL - 4.2 RURAL SUBSIDY COMMUNAL LAND RIGHTS	VHEMBE/MAKHADO MUNI./AROCON (183) RURAL 24/25 - Phase 1	57	2024/05/02	2025/06/30	R 10 868 304,00	R 0,00	29.8034*	23.1196*
460.	Rural Housing Project	RURAL - 4.2 RURAL SUBSIDY COMMUNAL LAND RIGHTS	VHEMBE/MAKHADO MUNI./FLUID CONSTRUCTION (20) RURAL 24/25 - Phase 1	9	2024/05/02	2025/06/30	R 1 716 048,00	R 0,00	30.1067*	23.2055*
461.	Rural Housing Project	RURAL - 4.2 RURAL SUBSIDY COMMUNAL LAND RIGHTS	VHEMBE/MAKHADO MUNI./KUMBATIA HOLDINGS (80) RURAL 23/24 - Phase 1	2	2023/04/01	2025/06/30	R 2 274 279,00	R 8 647 579,00	30,007478	-22,90524
462.	CRU Project	SOCIAL_RENTAL - 3.3b COMMUNITY RESIDENTIAL UNITS CONSTRUCTED	VHEMBE/MAKHADO MUNI./LUMAR (118) CRU 22/23 - Phase 1	0	2022/11/17	2025/06/30	R 7 000 000,00	R 0,00	29,879058	-23,04827
463.	Rural Housing Project	RURAL - 4.2 RURAL SUBSIDY COMMUNAL LAND RIGHTS	VHEMBE/MAKHADO MUNI./MOTHIKENI INV (73) RURAL 24/25 - Phase 1	42	2024/05/02	2025/06/30	R 8 008 224,00	R 0,00	30.1223*	22.9244*
464.	Rural Housing Project	RURAL - 4.2 RURAL SUBSIDY COMMUNAL LAND RIGHTS	VHEMBE/MAKHADO MUNI./SPLISH SPLASH (40) RURAL 24/25 - Phase 1	0	2024/04/07	2025/06/30	R 419 177,00	R 0,00	30.0045*	22.9051*
465.	Rural Housing Project	RURAL - 4.2 RURAL SUBSIDY COMMUNAL LAND RIGHTS	VHEMBE/MAKHADO MUNI./TUBATSE (200) RURAL 23/24 - Phase 1	15	2023/04/01	2025/06/30	R 2 860 080,00	R 8 287 488,20	29,879058	-23,04827
466.	Rural Housing Project	RURAL - 4.2 RURAL SUBSIDY COMMUNAL LAND RIGHTS	VHEMBE/MUSINA MUNI./MUTHATHE (183) RURAL 24/25 - Phase 1	14	2024/05/02	2025/06/30	R 13 347 040,00	R 0,00	30,006908	-22,345484
467.	Rural Housing Project	RURAL - 4.2 RURAL SUBSIDY COMMUNAL LAND RIGHTS	VHEMBE/MUSINA MUNI./T & C (183) RURAL 24/25 - Phase 1	62	2024/04/30	2025/06/30	R 13 537 712,00	R 0,00	30,006908	-22,345484
468.	Rural Housing Project	RURAL - 4.2 RURAL SUBSIDY COMMUNAL LAND RIGHTS	VHEMBE/MUTALE MUNI./RIVERWALK(94)RURAL/16/17 - Phase 1	15	2016/08/19	2025/06/30	R 142 001,00	R 4 509 852,71	30,442566	-22,785048
469.	Progress Payment Housing Project	RURAL - 4.2 RURAL SUBSIDY COMMUNAL LAND RIGHTS	VHEMBE/THULAMELA MUNI./AKANI CONSTR. (350) UNBLOCKING 24/25 - Phase 1	113	2024/06/24	2025/06/30	R 1 716 048,00	R 3 012 382,31	30,589120	-22,904266
470.	Progress Payment Housing Project	RURAL - 4.2 RURAL SUBSIDY COMMUNAL LAND RIGHTS	VHEMBE/THULAMELA MUNI./ELIMASH (02) MILVET 23/24 - Phase 1	0	2023/04/01	2025/06/30	R 361 698,00	R 119 518,00	30,764107	-22,897377
471.	Rural Housing Project	RURAL - 4.2 RURAL SUBSIDY COMMUNAL LAND RIGHTS	VHEMBE/THULAMELA MUNI./ELIMASH (200) RURAL 23/24 - Phase 1	22	2023/04/01	2025/06/30	R 16 969 808,00	R 22 904 135,10	30,764107	-22,897377
472.	Rural Housing Project	RURAL - 4.2 RURAL SUBSIDY COMMUNAL LAND RIGHTS	VHEMBE/THULAMELA MUNI./FANANG DIATLA (182) RURAL 24/25 - Phase 1	50	2024/06/24	2025/06/30	R 9 533 600,00	R 0,00	30,764107	-22,897377
473.	Rural Housing Project	RURAL - 4.2 RURAL SUBSIDY COMMUNAL LAND RIGHTS	VHEMBE/THULAMELA MUNI./LEDILE (183) RURAL 24/25 - Phase 1	22	2024/06/24	2025/06/30	R 15 063 088,00	R 0,00	30,764107	-22,897377

Human Settlements and Traditional Affairs | 2025/2026

474.	Rural Housing Project	RURAL - 4.2 RURAL SUBSIDY COMMUNAL LAND RIGHTS	VHEMBE/THULAMELA MUNI./NHLANGANO (100) RURAL 12/13 - Phase 1	117	2012/03/01	2025/06/30	R 1 144 032,00	R 6 426 069,62	30,764107	-22,897377
475.	IRDP - Housing Construction Project Linked	INCREMENTAL - 2.2c INTEGRATED RESIDENTIAL DEVELOPMENT PROGRAMME: PHASE 2: TOP STRUCTURE CONSTRUCTION	VHEMBE/THULAMELA MUNI./TENDIWANGA (03) MILVET/ 23/24 - Phase 1	0	2023/10/01	2025/06/30	R 144 364,00	R 0,00	30,764107	-22,897377
476.	IRDP - Housing Construction Project Linked	RURAL - 4.2 RURAL SUBSIDY COMMUNAL LAND RIGHTS	VHEMBE/THULAMELA MUNI./TENDIWANGA (10) BLOCKED 23/24 - Phase 1	5	2023/04/01	2025/06/30	R 180 506,00	R 0,00	30,764107	-22,897377
477.	Rural Housing Project	RURAL - 4.2 RURAL SUBSIDY COMMUNAL LAND RIGHTS	WATERBERG/BELA-BELA MUNI./TTR INFRASTRUCTURE (155) RURAL 23/24 - Phase 1	6	2023/04/01	2025/06/30	R 2 595 749,00	R 17 702 073,60	28,274745	-24,87351
478.	Rural Housing Project	RURAL - 4.2 RURAL SUBSIDY COMMUNAL LAND RIGHTS	WATERBERG/LEPHALALE MUNI./DN DLUDLU(200) RURAL 23/24 - Phase 1	35	2023/04/01	2025/06/30	R 4 292 624,00	R 24 929 387,09	28,021046	-23,337283
479.	Rural Housing Project	RURAL - 4.2 RURAL SUBSIDY COMMUNAL LAND RIGHTS	WATERBERG/LEPHALALE MUNI./KGOTSO MOKONE(200)RURAL 23/24 - Phase 1	0	2023/04/01	2025/06/30	R 4 835 451,00	R 22 404 748,80	28,021046	-23,337283
480.	Rural Housing Project	RURAL - 4.2 RURAL SUBSIDY COMMUNAL LAND RIGHTS	WATERBERG/LEPHALALE MUNI./KHUM MK (182) RURAL 24/25 - Phase 1	37	2024/04/31	2025/06/30	R 29 534 659,00	R 0,00	28,021046	-23,337283
481.	CRU Project	SOCIAL_RENTAL - 3.3b COMMUNITY RESIDENTIAL UNITS CONSTRUCTED	WATERBERG/LEPHALALE MUNI./RHEILAND JV QINISA /CRU 16/17 - Phase 1	500	2016/04/01	2025/06/30	R 30 736 135,00	R 93 479 147,20	28,021046	-23,337283
482.	Rural Housing Project	RURAL - 4.2 RURAL SUBSIDY COMMUNAL LAND RIGHTS	WATERBERG/LEPHALALE MUNI./SMTM CONSTRU (80) RURAL 21/22 - Phase 1	1	2021/06/02	2025/06/30	R 87 782,00	R 10 259 258,10	28,086490	-23,573880
483.	Rural Housing Project	RURAL - 4.2 RURAL SUBSIDY COMMUNAL LAND RIGHTS	WATERBERG/MOGALAKWENA MUNI./ALL AFRIKA (200) RURAL 23/24 - Phase 1	5	2023/04/01	2025/06/30	R 1 097 469,00	R 33 140 000,00	28,957730	-23,950130
484.	Rural Housing Project	RURAL - 4.2 RURAL SUBSIDY COMMUNAL LAND RIGHTS	WATERBERG/MOGALAKWENA MUNI./HLALES (36) RURAL 22/23 - Phase 1	6	2022/07/01	2025/06/30	R 805 483,00	R 5 039 697,60	28,957730	-23,950130
485.	Progress Payment Housing Project	RURAL - 4.2 RURAL SUBSIDY COMMUNAL LAND RIGHTS	WATERBERG/MOGALAKWENA MUNI./KOEPHU (07) MILVET 23/24 - Phase 1	0	2023/04/01	2025/06/30	R 96 243,00	R 0,00	28,957730	-23,950130
486.	Rural Housing Project	RURAL - 4.2 RURAL SUBSIDY COMMUNAL LAND RIGHTS	WATERBERG/MOGALAKWENA MUNI./KOEPHU (200 RURAL 23/24 - Phase 1	7	2023/02/28	2025/06/30	R 920 000,00	R 27 734 049,00	28,957730	-23,950130
487.	Rural Housing Project	RURAL - 4.2 RURAL SUBSIDY COMMUNAL LAND RIGHTS	WATERBERG/MOGALAKWENA MUNI./MOTHIKENI (67) RURAL 21/22 - Phase 1	15	2021/08/20	2025/06/30	R 1 246 001,00	R 9 988 446,00	28,957730	-23,950130

Human Settlements and Traditional Affairs | 2025/2026

488.	Progress Payment Housing Project	INCREMENTAL - 2.2c INTEGRATED RESIDENTIAL DEVELOPMENT PROGRAMME: PHASE 2: TOP STRUCTURE CONSTRUCTION	WATERBERG/THABAZIMBI MUNI./BRUNEL ENG (200) URBAN 23/24 - Phase 1	0	2023/04/01	2025/06/30	R 2 505 431,00	R 29 360 771,20	27,380041	-24,573523
489.	Rural Housing Project	RURAL - 4.2 RURAL SUBSIDY COMMUNAL LAND RIGHTS	WATERBERG/LEPHALALE MUNI./MOKHUTLOANE(80) RURAL 23/24 - Phase 1	4	2023/04/01	2025/06/30	R 956 144,00	R 13 220 640,00	28,021046	-23,337283
490.	Rural Housing Project	RURAL - 4.2 RURAL SUBSIDY COMMUNAL LAND RIGHTS	VHEMBE/MAKHADO MUNI./ROSWIKA (40) RURAL 24/25 - Phase 1	31	2024/12/09	2025/06/30	R 5 910 832,00	R 0,00	30,07151	-23,145991
491.	IRDP - Housing Construction Project Linked	INCREMENTAL - 2.2c INTEGRATED RESIDENTIAL DEVELOPMENT PROGRAMME: PHASE 2: TOP STRUCTURE CONSTRUCTION	VHEMBE/COLLINS CHABANE MUNI./SELAELO (03) MILVET 23/24 - Phase 1	2	2023/01/04	2025/06/30	R 381 344,00	R 0,00	29,666198	-23,497899
492.	IRDP - Housing Construction Project Linked	INCREMENTAL - 2.2c INTEGRATED RESIDENTIAL DEVELOPMENT PROGRAMME: PHASE 2: TOP STRUCTURE CONSTRUCTION	WATERBERG/LEPHALALE MUNI./RAMKOL (100) URBAN 24/25 - Phase 1	21	2024/01/12	2025/07/31	R 18 117 200,00	R 0,00	28,021046	-23,337283
493.	IRDP - Housing Construction Project Linked	INCREMENTAL - 2.2c INTEGRATED RESIDENTIAL DEVELOPMENT PROGRAMME: PHASE 2: TOP STRUCTURE CONSTRUCTION	WATERBERG/LEPHALALE MUNI./JAMNAR (100) URBAN 24/25 - Phase 1	22	2024/02/12	2025/07/31	R 18 117 200,00	R 0,00	28,021046	-23,337283
494.	IRDP - Housing Construction Project Linked	INCREMENTAL - 2.2c INTEGRATED RESIDENTIAL DEVELOPMENT PROGRAMME: PHASE 2: TOP STRUCTURE CONSTRUCTION	WATERBERG/MODIMOLLE-MOOKGOPONG MUNI./RSMM (83) URBAN 24/25 - Phase 1	23	2024/01/05	2025/06/30	R 15 468 150,00	R 0,00	28,434707	-24,692946
495.	IRDP - Housing Construction Project Linked	INCREMENTAL - 2.2c INTEGRATED RESIDENTIAL DEVELOPMENT PROGRAMME: PHASE 2: TOP STRUCTURE CONSTRUCTION	WATERBERG/MODIMOLLE-MOOKGOPONG MUNI./YABO RENA(45)URBAN/24/25 - Phase 1	45	2024/02/05	2025/06/30	R 8 152 740,00	R 0,00	28,434707	-24,692946
496.	IRDP - Housing Construction Project Linked	INCREMENTAL - 2.2c INTEGRATED RESIDENTIAL DEVELOPMENT PROGRAMME: PHASE 2: TOP	WATERBERG/MOGALAKWENA MUNI./RSMM (20) URBAN 24/25 - Phase 1	50	2024/02/05	2025/06/30	R 11 171 758,00	R 0,00	28,957730	-23,950130

		STRUCTURE CONSTRUCTION									
497.	IRDP - Housing Construction Project Linked	INCREMENTAL - 2.2c INTEGRATED RESIDENTIAL DEVELOPMENT PROGRAMME: PHASE 2: TOP STRUCTURE CONSTRUCTION	WATERBERG/THABAZIMBI MUNI/ ZOHRA KHAN DEVELOPERS(39) URBAN 24/25 - Phase 1	5	2024/08/01	2025/06/31	R 4 292 624,00	R 1 992 892,00	27,380041	-24,573523	
498.	OPSCAP	RURAL - 4.2 RURAL SUBSIDY COMMUNAL LAND RIGHTS	POLOKWANE LOCAL MUNICIPALITY - Phase 1	255	2024/02/02	2025/06/31	R 60 651 240,00	R 18 847 323,00	29,351074	-23,846739	
499.	Rural Housing Project	RURAL - 4.2 RURAL SUBSIDY COMMUNAL LAND RIGHTS	VHEMBE/MUSINA MUNI./HLAKOLE(49) RURAL 25/26 - Phase 1	30	2025/01/04	2025/09/30	R 7 135 440,00	R 0,00	30,006908	-22,345484	
500.	Rural Housing Project	RURAL - 4.2 RURAL SUBSIDY COMMUNAL LAND RIGHTS	VHEMBE/MUSINA MUNI./MAPHALAKARABO (49) RURAL 25/26 - Phase 1	30	2025/01/04	2025/09/30	R 7 135 440,00	R 0,00	30,006908	-22,345484	
501.	Rural Housing Project	RURAL - 4.2 RURAL SUBSIDY COMMUNAL LAND RIGHTS	MOPANI/TZANEEN MUNI./CATCH 22 (73) RURAL 25/26 - Phase 1	38	2025/01/04	2025/12/31	R 9 038 224,00	R 0,00	30,334325	-23,888528	
502.	Rural Housing Project	RURAL - 4.2 RURAL SUBSIDY COMMUNAL LAND RIGHTS	VHEMBE/COLLINS CHABANE MUNI./EMOLE (73) RURAL 25/26 - Phase 1	37	2025/01/04	2025/12/31	R 8 800 376,00	R 0,00	29,666198	-23,497899	
503.	Rural Housing Project	RURAL - 4.2 RURAL SUBSIDY COMMUNAL LAND RIGHTS	SEKHU/MAKHUDUTHAMAGA MUNI./MUTHATHE (43) RURAL 25/26 - Phase 1	28	2025/01/04	2025/09/30	R 6 659 744,00	R 0,00	29,871203	-24,757555	
504.	Rural Housing Project	RURAL - 4.2 RURAL SUBSIDY COMMUNAL LAND RIGHTS	VHEMBE/THULAMELA MUNI./ROSWIKA (73) RURAL 25/26 - Phase 1	35	2025/01/04	2025/12/31	R 8 324 680,00	R 0,00	30,764107	-22,897377	
505.	Rural Housing Project	RURAL - 4.2 RURAL SUBSIDY COMMUNAL LAND RIGHTS	WATERBERG/MOGALAKWENA MUNI./SPLISH SPLASH (73) 25/26 - Phase 1	15	2025/01/04	2025/12/31	R 3 567 720,00	R 0,00	28,957730	-23,950130	
506.	Rural Housing Project	RURAL - 4.2 RURAL SUBSIDY COMMUNAL LAND RIGHTS	WATERBERG/LEPHALALE MUNI./NTSHIZA'S TECHNICAL (160) RURAL 25/26 - Phase 1	81	2025/04/01	2026/03/31	R 6 897 592,00	R 0,00	28,021046	-23,337283	
507.	Rural Housing Project	RURAL - 4.2 RURAL SUBSIDY COMMUNAL LAND RIGHTS	WATERBERG/MOGALAKWENA MUNI./SOMANDLA (52) RURAL 25/26 - Phase 1	39	2025/01/04	2025/12/31	R 9 276 072,00	R 0,00	28,957730	-23,950130	
508.	Rural Housing Project	RURAL - 4.2 RURAL SUBSIDY COMMUNAL LAND RIGHTS	CAPRICORN/LEPELLE-NKUMPI MUNI./SOMANDLA (21) RURAL 25/26 - Phase 1	15	2025/01/04	2025/12/31	R 3 567 720,00	R 0,00	29,37143	-24,329295	
509.	Rural Housing Project	RURAL - 4.2 RURAL SUBSIDY COMMUNAL LAND RIGHTS	CAPRICORN/MOLEMOLE MUNI./MAHLAKU A MOSEBO (161) RURAL 25/26 - Phase 1	19	2025/04/01	2026/03/31	R 4 519 112,00	R 0,00	29,666198	-23,497899	
510.	Rural Housing Project	RURAL - 4.2 RURAL SUBSIDY	SEKHU/FETAKGOMO-TUBATSE MUNI./ZOHRA KHAN (161) RURAL 25/26 - Phase 1	109	2025/04/01	2026/03/31	R 8 103 337,00	R 0,00	30,605503	-24,473166,	

		COMMUNAL LAND RIGHTS								
511.	Rural Housing Project	RURAL - 4.2 RURAL SUBSIDY COMMUNAL LAND RIGHTS	CAPRICORN/LEPELLE-NKUMPI MUNI./MUTHATHE (30) RURAL 25/26 - Phase 1	25	2025/01/04	2025/12/31	R 5 946 200,00	R 0,00	29,37143	-24,329295
512.	Rural Housing Project	RURAL - 4.2 RURAL SUBSIDY COMMUNAL LAND RIGHTS	MOPANI/LETABA MUNI./MAMONDO (161) RURAL 25/26 - Phase 1	28	2025/04/01	2026/03/31	R 6 659 744,00	R 0,00	30,373861	-23,467871
513.	IRDP - Housing Construction Project Linked	INCREMENTAL - 2.2c INTEGRATED RESIDENTIAL DEVELOPMENT PROGRAMME: PHASE 2: TOP STRUCTURE CONSTRUCTION	WATERBERG/THABAZIMBI MUNI./ASIMA (161) URBAN 25/26 - Phase 1	125	2025/04/01	2026/03/31	R 32 438 749,00	R 0,00	27,380041	-24,573523
514.	Rural Housing Project	RURAL - 4.2 RURAL SUBSIDY COMMUNAL LAND RIGHTS	MOPANI/GIYANI MUNI./T & C CIVILS (31) RURAL 25/26 - Phase 1	19	2025/01/04	2025/09/30	R 4 519 112,00	R 0,00	30,801669	-23,303899
515.	Rural Housing Project	RURAL - 4.2 RURAL SUBSIDY COMMUNAL LAND RIGHTS	SEKHU/EPHRAIM MOGALE MUNI./MAVISO (160) RURAL 25/26 - Phase 1	47	2025/01/04	2025/09/30	R 11 178 856,00	R 0,00	29,403397	-24,976964
516.	Rural Housing Project	RURAL - 4.2 RURAL SUBSIDY COMMUNAL LAND RIGHTS	VHEMBE/COLLINS CHABANE MUNI./T & C CIVILS (18) RURAL 25/26 - Phase 1	13	2025/01/04	2025/09/30	R 3 092 024,00	R 0,00	29,666198	-23,497899
517.	Rural Housing Project	RURAL - 4.2 RURAL SUBSIDY COMMUNAL LAND RIGHTS	WATERBERG/MOGALAKWENA MUNI./LEDILE(18) RURAL 25/26 - Phase 1	18	2025/01/04	2025/09/30	R 4 281 264,00	R 0,00	28,957730	-23,950130
518.	Rural Housing Project	RURAL - 4.2 RURAL SUBSIDY COMMUNAL LAND RIGHTS	MOPANI/GIYANI MUNI./MAMONDO (161) RURAL 52/26 - Phase 1	90	2025/04/01	2026/03/31	R 7 135 440,00	R 0,00	30,801669	-23,303899
519.	Rural Housing Project	RURAL - 4.2 RURAL SUBSIDY COMMUNAL LAND RIGHTS	WATERBERG/LEPHALALE MUNI./LEDILE (31) RURAL 25/26 - Phase 1	20	2025/01/04	2025/09/30	R 4 756 960,00	R 0,00	28,021046	-23,337283
520.	Rural Housing Project	RURAL - 4.2 RURAL SUBSIDY COMMUNAL LAND RIGHTS	CAPRICORN/BLOUBERG MUNI./MAHLAKU A MESEBO (161) RURAL 25/26 - Phase 1	29	2025/04/01	2026/03/31	R 6 897 592,00	R 0,00	E 29.054155	S 23.188127
521.	Rural Housing Project	RURAL - 4.2 RURAL SUBSIDY COMMUNAL LAND RIGHTS	VHEMBE/MUSINA MUNI./MAHLAKU A MOSEBO (161) RURAL 25/26 - Phase 1	26	2025/04/01	2026/03/31	R 6 184 048,00	R 0,00	30,006908	-22,345484
522.	Rural Housing Project	RURAL - 4.2 RURAL SUBSIDY COMMUNAL LAND RIGHTS	VHEMBE/THULAMELA MUNI./MC TEE (10) RURAL 25/26 - Phase 1	10	2025/01/04	2025/09/30	R 2 378 480,00	R 0,00	30,764107	-22,897377
523.	Rural Housing Project	RURAL - 4.2 RURAL SUBSIDY COMMUNAL LAND RIGHTS	VHEMBE/MAKHADO MUNI./MAEDZA (160) RURAL 25/26 - Phase 1	118	2025/04/01	2026/03/31	R 8 816 881,00	R 0,00	30,07151	-23,145991
524.	Rural Housing Project	RURAL - 4.2 RURAL SUBSIDY	VHEMBE/COLLINS CHABANE MUNI./MC TEE (39) RURAL 25/26 - Phase 1	24	2025/01/04	2025/09/30	R 5 708 352,00	R 0,00	29,666198	-23,497899

		COMMUNAL LAND RIGHTS								
525.	Rural Housing Project	RURAL - 4.2 RURAL SUBSIDY COMMUNAL LAND RIGHTS	CAPRICORN/MOLEMOLE MUNI./BALO (16) RURAL 25/26 - Phase 1	11	2025/01/04	2025/09/30	R 2 616 328,00	R 0,00	29,666198	-23,497899
526.	Rural Housing Project	RURAL - 4.2 RURAL SUBSIDY COMMUNAL LAND RIGHTS	SEKHU/EPHRAIM MOGALE MUNI./BALO (33) RURAL 25/26 - Phase 1	20	2025/01/04	2025/09/30	R 4 756 960,00	R 0,00	29,403397	-24,976964
527.	IRDP - Housing Construction Project Linked	INCREMENTAL - 2.2c INTEGRATED RESIDENTIAL DEVELOPMENT PROGRAMME: PHASE 2: TOP STRUCTURE CONSTRUCTION	WATERBERG/MODIMOLLE-MOOKGOPHONG MUNI./MIKATEKO (49) URBAN 25/26 - Phase 1	25	2025/01/04	2025/09/30	R 5 708 700,00	R 0,00	28,434707	-24,692946
528.	Rural Housing Project	RURAL - 4.2 RURAL SUBSIDY COMMUNAL LAND RIGHTS	SEKHU/FETAKGOMO-TUBATSE MUNI./MOKHUTLOANE (35) RURAL 25/26 - Phase 1	29	2025/01/04	2025/09/30	R 6 897 592,00	R 0,00	30,605503	-24,473166,
529.	Rural Housing Project	RURAL - 4.2 RURAL SUBSIDY COMMUNAL LAND RIGHTS	SEKHU/MAKHUDUTHAMAGA MUNI./MOKHUTLOANE (14) RURAL 25/26 - Phase 1	12	2025/01/04	2025/09/30	R 2 854 176,00	R 0,00	29,871203	-24,757555
530.	Rural Housing Project	RURAL - 4.2 RURAL SUBSIDY COMMUNAL LAND RIGHTS	WATERBERG/BELA-BELA MUNI./LEKGOHWANE (59) RURAL 25/26 - Phase 1	44	2025/01/04	2025/12/31	R 10 465 312,00	R 0,00	28,274745	-24,87351
531.	IRDP - Housing Construction Project Linked	INCREMENTAL - 2.2c INTEGRATED RESIDENTIAL DEVELOPMENT PROGRAMME: PHASE 2: TOP STRUCTURE CONSTRUCTION	WATERBERG/MODIMOLLE-MOOKGOPHONG MUNI./LEKGOHWANE(14) URBAN 25/26 - Phase 1	11	2025/01/04	2025/12/31	R 2 511 828,00	R 0,00	28,434707	-24,692946
532.	Rural Housing Project	RURAL - 4.2 RURAL SUBSIDY COMMUNAL LAND RIGHTS	SEKHU/FETAKGOMO-TUBATSE MUNI./NHLOHLORHI (60) RURAL 25/26 - Phase 1	30	2025/01/04	2025/12/31	R 7 135 440,00	R 0,00	30,605503	-24,473166,
533.	IRDP - Housing Construction Project Linked	INCREMENTAL - 2.2c INTEGRATED RESIDENTIAL DEVELOPMENT PROGRAMME: PHASE 2: TOP STRUCTURE CONSTRUCTION	SEKHU/FETAKGOMO-TUBATSE MUNI./NHLOHLORHI 13) URBAN 25/26 - Phase 1	4	2025/01/04	2025/12/31	R 913 392,00	R 0,00	29,879058	-23,04827
534.	Rural Housing Project	RURAL - 4.2 RURAL SUBSIDY COMMUNAL LAND RIGHTS	VHEMBE/THULAMELA MUNI./TENDIWANGA (73) RURAL 25/26 - Phase 1	33	2025/01/04	2025/12/31	R 7 848 984,00	R 0,00	30,764107	-22,897377
535.	IRDP - Housing Construction Project Linked	INCREMENTAL - 2.2c INTEGRATED RESIDENTIAL DEVELOPMENT PROGRAMME: PHASE 2: TOP STRUCTURE CONSTRUCTION	VHEMBE/THULAMELA MUNI./TENDIWANGA (10) 24/25 - Phase 1	10	2025/01/04	2025/12/31	R 2 283 480,00	R 0,00	30,764107	-22,897377

Human Settlements and Traditional Affairs | 2025/2026

536.	IRDP - Housing Construction Project Linked	INCREMENTAL - 2.2c INTEGRATED RESIDENTIAL DEVELOPMENT PROGRAMME: PHASE 2: TOP STRUCTURE CONSTRUCTION	WATERBERG/THABAZIMBI MUNI./KOEPHU (57) URBAN 25/26 - Phase 1	20	2025/01/04	2025/12/31	R 4 566 960,00	R 0,00	27,380041	-24,573523
537.	Rural Housing Project	RURAL - 4.2 RURAL SUBSIDY COMMUNAL LAND RIGHTS	WATERBERG/BELA-BELA MUNI./KOEPHU (16) RURAL 25/26 - Phase 1	11	2025/01/04	2025/12/31	R 2 616 328,00	R 0,00	28,274745	-24,87351
538.	IRDP - Housing Construction Project Linked	INCREMENTAL - 2.2c INTEGRATED RESIDENTIAL DEVELOPMENT PROGRAMME: PHASE 2: TOP STRUCTURE CONSTRUCTION	WATERBERG/BELA-BELA MUNI./KOEPHU BUS ENTERPRISE (57) URBAN 25/26 - Phase 1	20	2025/04/01	2025/12/31	R 4 566 960,00	R 0,00	28,274745	-24,87351
539.	Rural Housing Project	RURAL - 4.2 RURAL SUBSIDY COMMUNAL LAND RIGHTS	SEKHU/ELIAS MOTSOLEDI MUNI./MAVISO PROJECTS (160) RURAL 25/26 - Phase 1	108	2025/04/01	2026/03/31	R 7 865 489,00	R 0,00	29,618483	-24,965735,
540.	Rural Housing Project	RURAL - 4.2 RURAL SUBSIDY COMMUNAL LAND RIGHTS	SEKHU/MAKHUDUTHAMAGA MUNI./MAVISO PROJECTS(160) RURAL 25/26 - Phase 1	29	2025/04/01	2026/03/31	R 6 897 592,00	R 0,00	29,871203	-24,757555
541.	Rural Housing Project	RURAL - 4.2 RURAL SUBSIDY COMMUNAL LAND RIGHTS	VHEMBE/COLLINS CHABANE MUNI./MAEDZA (160) RURAL 25/26 - Phase 1	21	2025/04/01	2026/03/31	R 4 994 808,00	R 0,00	29,666198	-23,497899
542.	Rural Housing Project	RURAL - 4.2 RURAL SUBSIDY COMMUNAL LAND RIGHTS	MOPANI/BA-PHALABORWA MUNI./CIVIL ELEMENT (160) RURAL 25/26 - Phase 1	30	2025/04/01	2026/03/31	R 7 135 440,00	R 0,00	31,065949	-23,98719
543.	Rural Housing Project	RURAL - 4.2 RURAL SUBSIDY COMMUNAL LAND RIGHTS	MOPANI/TZANEEN MUNI./CIVIL ELEMENT (160) RURAL 25/26 - Phase 1	34	2025/04/01	2026/03/31	R 9 393 920,00	R 0,00	30,334325	-23,888528
544.	Rural Housing Project	RURAL - 4.2 RURAL SUBSIDY COMMUNAL LAND RIGHTS	MOPANI/LETABA MUNI./KUMBATIA HOLDINGS (49) RURAL 25/26 - Phase 1	30	2025/04/01	2025/09/30	R 7 135 440,00	R 0,00	30,373861	-23,467871
545.	Rural Housing Project	RURAL - 4.2 RURAL SUBSIDY COMMUNAL LAND RIGHTS	WATERBERG/LEPHALALE MUNI./PGN CIVILS (49) RURAL 25/26 - Phase 1	29	2025/04/01	2025/09/30	R 6 897 592,00	R 0,00	28,021046	-23,337283
546.	Rural Housing Project	RURAL - 4.2 RURAL SUBSIDY COMMUNAL LAND RIGHTS	SEKHU/FETAKGOMO-TUBATSE MUNI./LH LANGA (49) RURAL 25/26 - Phase 1	29	2025/04/01	2025/09/30	R 6 897 592,00	R 0,00	29,879058	-23,04827
547.	IRDP - Housing Construction Project Linked	INCREMENTAL - 2.2c INTEGRATED RESIDENTIAL DEVELOPMENT PROGRAMME: PHASE 2: TOP STRUCTURE CONSTRUCTION	WATERBERG/MODIMOLLE-MOOKGOPONG MUNI./MIKATEKO (49) RURAL 25/26 - Phase 1	30	2025/04/01	2025/09/30	R 7 135 440,00	R 0,00	28,434707	-24,692946
548.	Rural Housing Project	RURAL - 4.2 RURAL SUBSIDY	MOPANI/TZANEEN MUNI./CATCH 22 (73) RURAL 25/26 - Phase 1	33	2025/04/01	2025/12/31	R 7 848 984,00	R 0,00	30,334325	-23,888528

Human Settlements and Traditional Affairs | 2025/2026

		COMMUNAL LAND RIGHTS									
549.	Rural Housing Project	RURAL - 4.2 RURAL SUBSIDY COMMUNAL LAND RIGHTS	CAPRICON/BLOUBERG MUNI./XALAMUKA (45) RURAL 23/24 - Phase 1	1	2023/04/01	2025/06/30	R 239 036,00	R 5 877 062,10	E 28.799638	S 23.083530	
550.	CRU Project	SOCIAL_RENTAL - 3.3b COMMUNITY RESIDENTIAL UNITS CONSTRUCTED	VHEMBE/MAKHADO MUNI./TUBATSE(118)CRU/22/23 - Phase 1	14	2021/11/15	2025/06/30	R 13 000 000,00	R 1 718 531,64	29,879058	-23,04827	
551.	Rural Housing Project	RURAL - 4.2 RURAL SUBSIDY COMMUNAL LAND RIGHTS	CAPRICON/LEPELLE-NKUMPI MUNI./BALO HOLDINGS (81) RURAL 23/24 - Phase 1	7	2023/04/01	2025/06/30	R 1 052 954,00	R 12 498 064,00	29,37143	-24,329295	
552.	Rural Housing Project	RURAL - 4.2 RURAL SUBSIDY COMMUNAL LAND RIGHTS	CAPRICON/LEPELLE-NKUMPI MUNI./IXPLORE (192) 24/25 - Phase 1	35	2024/01/04	2025/06/30	R 6 673 520,00	R 0,00	29,470102	-24,301485	
553.	IRDP - Housing Construction Project Linked	INCREMENTAL - 2.2c INTEGRATED RESIDENTIAL DEVELOPMENT PROGRAMME: PHASE 2: TOP STRUCTURE CONSTRUCTION	CAPRICON/LEPELLE-NKUMPI MUNI./IXPLORE(25)URBAN/24/25 - Phase 1	19	2023/09/01	2025/06/30	R 3 622 768,00	R 0,00	E 29.514861	S 23.304651	
554.	Rural Housing Project	RURAL - 4.2 RURAL SUBSIDY COMMUNAL LAND RIGHTS	CAPRICON/LEPELLE-NKUMPI MUNI./MOJAPHAPI (45) RURAL 23/24 - Phase 1	2	2023/04/01	2025/06/30	R 300 844,00	R 7 337 970,00	29,37143	-24,329295	
555.	Rural Housing Project	RURAL - 4.2 RURAL SUBSIDY COMMUNAL LAND RIGHTS	CAPRICON/MOLEMOLE MUNI./GIDEON (45) RURAL 23/24 - Phase 1	1	2023/04/01	2025/06/30	R 239 036,00	R 6 734 053,80	29,666198	-23,497899	
556.	Rural Housing Project	RURAL - 4.2 RURAL SUBSIDY COMMUNAL LAND RIGHTS	CAPRICON/MOLEMOLE MUNI./MONA (45) RURAL 24/25 - Phase 1	0	2024/05/15	2025/06/30	R 597 690,00	R 0,00	29,666198	-23,497899	
557.	Rural Housing Project	RURAL - 4.2 RURAL SUBSIDY COMMUNAL LAND RIGHTS	CAPRICON/MOLEMOLE MUNI./NAXT MOST (70) RURAL 24/25 - Phase 1	0	2024/05/02	2025/06/30	R 1 340 582,00	R 1 742 874,64	29,666198	-23,497899	
558.	Progress Payment Housing Project	RURAL - 4.2 RURAL SUBSIDY COMMUNAL LAND RIGHTS	CAPRICON/POLOKWANE MUNI./MOTHIKENI (09) MILVET 23/24 - Phase 1	1	2023/04/01	2025/06/30	R 239 036,00	R 0,00	29,351074	-23,846739	
559.	Discount Benefit Scheme	FINANCIAL - 1.3 ENHANCED EXTENDED DISCOUNT BENEFIT SCHEME (EEDBS)	EEDBS/SA SONYANA (500) 21/22 EEDBS - Phase 1	0	2021/06/07	2025/06/30	R 104 250,00	R 89 553,00	29,454879	-23,903594	
560.	OPSCAP	FINANCIAL - 1.8 OPERATIONAL CAPITAL BUDGET	IMPLEMENTING AGENT/HDA/MTOP/23/24 - Phase 1	0	2023/04/01	2026/03/31	R 37 006 520,00	R 0,00	29,351074	-23,846739	
561.	OPSCAP	PROVINCIAL SPECIFIC PROGRAMMES	IMPLEMENTING AGENT/HDA/BENDOR EXT 100/23/24 - Phase 1	0	2023/04/01	2026/03/31	R 6 000 000,00	R 0,00	29,351074	-23,846739	
562.	OPSCAP	PROVINCIAL SPECIFIC PROGRAMMES	IMPLENTING AGENT/HAD/TENURE RESTORATION/TITTLE DEEDS/23/24 - Phase 1	0	2023/04/01	2026/03/31	R 4 588 400,00	R 2 511 600,00	29,351074	-23,846739	

Human Settlements and Traditional Affairs | 2025/2026

563.	Rural Housing Project	RURAL - 4.2 RURAL SUBSIDY COMMUNAL LAND RIGHTS	CAPRICON/BLOUBERG MUNI./EMOLE (72) RURAL 24/25 - Phase 1	0	2024/05/02	2025/01/31	R 1 334 704,00	R 0,00	E 28.799638	S 23.083530
564.	Rural Housing Project	RURAL - 4.2 RURAL SUBSIDY COMMUNAL LAND RIGHTS	CAPRICON/BLOUBERG MUNI./MAWEJA (45) RURAL 24/25 - Phase 1	14	2024/05/02	2025/06/30	R 2 669 408,00	R 0,00	E 29.054155	S 23.188127
565.	Financial Linked Individual Subsidy	FINANCIAL - 1.2 HOUSING FINANCE LINKED INDIVIDUAL SUBSIDY PROGRAMME	FLISP PROVINCIAL/RISIMA HOUSING FINANCE CORPORATION/23/24 - FLISP	70	2023/08/23	2026/03/31	R 7 245 000,00	R 0,00	29,351074	-23,846739
566.	OPSCAP	INCREMENTAL - 2.6 EMERGENCY HOUSING ASSISTANCE	IMPLEMENTING AGENT/HDA/500REMOVAL OF ASBESTOS 21/22 - Phase 1	0	2021/03/01	2025/08/31	R 13 000 000,00	R 54 220 000,00	29,351074	-23,846739
567.	OPSCAP	FINANCIAL - 1.10 NHBRC ENROLMENT	NHBRC ENROLLMENT 24/25 - Phase 1	0	2023/11/01	2025/06/30	R 25 000 000,00	R 8 998 251,12	29,351074	-23,846739
568.	Rural Housing Project	RURAL - 4.2 RURAL SUBSIDY COMMUNAL LAND RIGHTS	MOPANI/BA-PHALABORWA MUNI./MABALENG (193) RURAL 23/24 - Phase 1	0	2023/04/01	2025/06/30	R 179 802,00	R 31 813 289,20	31,065949	-23,98719
569.	Rural Housing Project	RURAL - 4.2 RURAL SUBSIDY COMMUNAL LAND RIGHTS	MOPANI/LETABA MUNI./FLUID CON (45) RURAL 23/24 - Phase 1	5	2023/04/01	2025/06/30	R 616 543,00	R 7 397 730,00	30,373861	-23,467871
570.	Progress Payment Housing Project	RURAL - 4.2 RURAL SUBSIDY COMMUNAL LAND RIGHTS	MOPANI/TZANEEN MUNI./ASIMA (02) MILVET 23/24 - Phase 1	0	2023/09/04	2025/06/30	R 239 036,00	R 239 036,00	30,334325	-23,888528
571.	Rural Housing Project	RURAL - 4.2 RURAL SUBSIDY COMMUNAL LAND RIGHTS	MOPANI/TZANEEN MUNI./ASIMA (180) RURAL 24/25 - Phase 1	27	2024/05/02	2025/06/30	R 11 816 265,00	R 0,00	30,334325	-23,888528
572.	CRU Project	SOCIAL_RENTAL - 3.3b COMMUNITY RESIDENTIAL UNITS CONSTRUCTED	MOPANI/TZANEEN MUNI./RHANDZO/CRU/24/25 - Phase 1	0	2023/11/23	2026/11/30	R 13 000 000,00	R 0,00	30.10'38"	23.51'36"
573.	Rural Housing Project	RURAL - 4.2 RURAL SUBSIDY COMMUNAL LAND RIGHTS	MOPANI/MARULENG MUNI./MABE (45) RURAL 24/25 - Phase 1	22	2024/05/02	2025/06/30	R 4 264 571,00	R 0,00	30,616573	-24,359651
574.	Rural Housing Project	RURAL - 4.2 RURAL SUBSIDY COMMUNAL LAND RIGHTS	MOPANI/MARULENG MUNI./RAMATSOBANE (198) RURAL 24/25 - Phase 1	13	2024/05/02	2025/06/30	R 17 899 478,00	R 0,00	30,616573	-24,359651
575.	Rural Housing Project	RURAL - 4.2 RURAL SUBSIDY COMMUNAL LAND RIGHTS	MOPANI/BA-PHALABORWA MUNI./RHELELA (45) RURAL 24/25 - Phase 1	0	2024/05/02	2025/06/30	R 5 147 148,00	R 0,00	31.08'27.85	23 563 476
576.	Rural Housing Project	RURAL - 4.2 RURAL SUBSIDY COMMUNAL LAND RIGHTS	MOPANI/TZANEEN MUNI./SHOPHY & JACK (72) RURAL 24/25 - Phase 1	26	2024/06/06	2025/06/28	R 5 697 071,00	R 0,00	30.14581 107	-23,81677461
577.	Rural Housing Project	RURAL - 4.2 RURAL SUBSIDY COMMUNAL LAND RIGHTS	SEKHU/ELIAS MOTSOLEDI MUNI./CAPOTEX (136) RURAL 23/24 - Phase 1	62	2023/04/01	2025/06/30	R 5 149 756,00	R 16 220 796,90	29.211637	-25.313731
578.	Rural Housing Project	RURAL - 4.2 RURAL SUBSIDY	SEKHU/ELIAS MOTSOLEDI MUNI./SILVER EDGE (36) RURAL 22/23 - Phase 1	4	2022/07/01	2025/06/30	R 561 879,00	R 3 040 328,10	29.211637	-25.313731

Human Settlements and Traditional Affairs | 2025/2026

		COMMUNAL LAND RIGHTS									
579.	Rural Housing Project	RURAL - 4.2 RURAL SUBSIDY COMMUNAL LAND RIGHTS	SEKHU/EPHRAIM MOGALE MUNI./KOKO (76) RURAL 24/25 - Phase 1	35	2024/05/02	2025/06/30	R 6 650 773,00	R 0,00	29,403397	-24,976964	
580.	Rural Housing Project	RURAL - 4.2 RURAL SUBSIDY COMMUNAL LAND RIGHTS	SEKHU/EPHRAIM MOGALE MUNI./MASAILOR (76) RURAL 24/25 - Phase 1	40	2024/05/02	2025/06/30	R 7 626 880,00	R 0,00	29,403397	-24,976964	
581.	Rural Housing Project	RURAL - 4.2 RURAL SUBSIDY COMMUNAL LAND RIGHTS	SEKHU/FETAKGOMO-TUBATSE MUNI./ASIMA(85)RURAL/23/24 - Phase 1	0	2023/11/09	2025/06/30	R 2 052 596,00	R 6 332 261,70	30.034506	-24.347773,	
582.	Rural Housing Project	RURAL - 4.2 RURAL SUBSIDY COMMUNAL LAND RIGHTS	SEKHU/FETAKGOMO-TUBATSE MUNI./ECOTROOPERS 197) RURAL 24/25 - Phase 1	40	2024/05/02	2025/06/30	R 7 626 880,00	R 0,00	30.034506	-24.347773,	
583.	Progress Payment Housing Project	RURAL - 4.2 RURAL SUBSIDY COMMUNAL LAND RIGHTS	SEKHU/FETAKGOMO-TUBATSE MUNI./HLAKOLE (04) MILVET 23/24 - Phase 1	4	2023/04/01	2025/06/30	R 167 326,00	R 0,00	30.034506	-24.347773,	
584.	Rural Housing Project	RURAL - 4.2 RURAL SUBSIDY COMMUNAL LAND RIGHTS	SEKHU/FETAKGOMO-TUBATSE MUNI./NTSHIANA TADING (91) RURAL 23/24 - Phase 1	15	2023/04/01	2025/06/30	R 1 711 594,00	R 11 807 344,10	30.605503	-24.473166,	
585.	Rural Housing Project	RURAL - 4.2 RURAL SUBSIDY COMMUNAL LAND RIGHTS	SEKHU/FETAKGOMO-TUBATSE MUNI./PGN CIVILS (200) RURAL 23/24 - Phase 1	0	2023/04/01	2025/06/30	R 919 319,00	R 32 591 933,60	30.605503	-24.473166,	
586.	IRDP - Housing Construction Project Linked	INCREMENTAL - 2.2c INTEGRATED RESIDENTIAL DEVELOPMENT PROGRAMME: PHASE 2: TOP STRUCTURE CONSTRUCTION	SEKHU/MAKHUDUTHAMAGA MUNI./HLAKOLE (03) MILVET/23/24 - Phase 1	3	2023/04/01	2025/06/30	R 226 055,00	R 478 072,40	29,871203	-24,757555	
587.	Rural Housing Project	RURAL - 4.2 RURAL SUBSIDY COMMUNAL LAND RIGHTS	SEKHU/ELIAS MOTSOALEDI MUNI./SIBONGILE THEMBISILE (179) RURAL 24/25 - Phase 1	40	2024/05/02	2025/06/30	R 7 626 880,00	R 0,00	29.602809	-25.010130,	
588.	Rural Housing Project	RURAL - 4.2 RURAL SUBSIDY COMMUNAL LAND RIGHTS	SEKHU/ELIAS MOTSOALEDI MUNI./ZOHRA (64) RURAL 23/24 - Phase 1	28	2024/09/01	2025/06/30	R 4 471 104,00	R 0,00	29.618483	-24.965735,	
589.	Rural Housing Project	RURAL - 4.2 RURAL SUBSIDY COMMUNAL LAND RIGHTS	SEKHU/FETAKGOMO-TUBATSE MUNI./CHISA (179) RURAL 24/25 - Phase 1	39	2024/05/02	2025/06/30	R 7 436 280,00	R 0,00	30.034506	-24.347773,	
590.	Rural Housing Project	RURAL - 4.2 RURAL SUBSIDY COMMUNAL LAND RIGHTS	SEKHU/FETAKGOMO-TUBATSE MUNI./LLETS (29) RURAL 24/25 - Phase 1	10	2024/04/07	2025/06/30	R 1 257 498,00	R 419 166,00	29.910871	-24.487577,	
591.	Rural Housing Project	RURAL - 4.2 RURAL SUBSIDY COMMUNAL LAND RIGHTS	SEKHU/FETAKGOMO-TUBATSE MUNI./MANEKWANE (72) RURAL 24/25	36	2024/05/02	2025/06/30	R 6 921 839,00	R 0,00	30.605503	-24.473166,	
592.	Rural Housing Project	RURAL - 4.2 RURAL SUBSIDY	SEKHU/FETAKGOMO-TUBATSE MUNI./MOAFRIKA CONS (45) RURAL 24/25 - Phase 1	25	2024/05/02	2025/06/30	R 4 766 800,00	R 0,00	29.965840	-24.847673.	

Human Settlements and Traditional Affairs | 2025/2026

		COMMUNAL LAND RIGHTS								
593.	Rural Housing Project	RURAL - 4.2 RURAL SUBSIDY COMMUNAL LAND RIGHTS	SEKHU/MAKHUDUTHAMAGA MUNI./BROOKLYNN (190)RURAL 24/25 - Phase 1	40	2024/05/02	2025/06/30	R 7 626 880,00	R 0,00	29.765053	-24.924913.
594.	Rural Housing Project	RURAL - 4.2 RURAL SUBSIDY COMMUNAL LAND RIGHTS	VHEMBE/COLLINS CHABANE MUNI./NICOLE (45) RURAL 24/25 - Phase 1	56	2024/05/02	2025/06/30	R 10 677 632,00	R 0,00	29,666198	-23,497899
595.	Rural Housing Project	RURAL - 4.2 RURAL SUBSIDY COMMUNAL LAND RIGHTS	VHEMBE/COLLINS CHABANE MUNI./SOMANDLA (200) RURAL 23/24 - Phase 1	0	2023/04/01	2025/06/30	R 349 203,00	R 31 905 426,80	29,666198	-23,497899
596.	Rural Housing Project	RURAL - 4.2 RURAL SUBSIDY COMMUNAL LAND RIGHTS	VHEMBE/MAKHADO MUNI./AROCON (183) RURAL 24/25 - Phase 1	57	2024/05/02	2025/06/30	R 10 868 304,00	R 0,00	29.8034*	23.1196*
597.	Rural Housing Project	RURAL - 4.2 RURAL SUBSIDY COMMUNAL LAND RIGHTS	VHEMBE/MAKHADO MUNI./FLUID CONSTRUCTION (20) RURAL 24/25 - Phase 1	9	2024/05/02	2025/06/30	R 1 716 048,00	R 0,00	30.1067*	23.2055*
598.	Rural Housing Project	RURAL - 4.2 RURAL SUBSIDY COMMUNAL LAND RIGHTS	VHEMBE/MAKHADO MUNI./KUMBATIA HOLDINGS (80) RURAL 23/24 - Phase 1	2	2023/04/01	2025/06/30	R 2 274 279,00	R 8 647 579,00	30,007478	-22,90524
599.	CRU Project	SOCIAL_RENTAL - 3.3b COMMUNITY RESIDENTIAL UNITS CONSTRUCTED	VHEMBE/MAKHADO MUNI./LUMAR (118) CRU 22/23 - Phase 1	0	2022/11/17	2025/06/30	R 7 000 000,00	R 0,00	29,879058	-23,04827
600.	Rural Housing Project	RURAL - 4.2 RURAL SUBSIDY COMMUNAL LAND RIGHTS	VHEMBE/MAKHADO MUNI./MOTHIKENI INV (73) RURAL 24/25 - Phase 1	42	2024/05/02	2025/06/30	R 8 008 224,00	R 0,00	30.1223*	22.9244*
601.	Rural Housing Project	RURAL - 4.2 RURAL SUBSIDY COMMUNAL LAND RIGHTS	VHEMBE/MAKHADO MUNI./SPLISH SPLASH (40) RURAL 24/25 - Phase 1	0	2024/04/07	2025/06/30	R 419 177,00	R 0,00	30.0045*	22.9051*
602.	Rural Housing Project	RURAL - 4.2 RURAL SUBSIDY COMMUNAL LAND RIGHTS	VHEMBE/MAKHADO MUNI./TUBATSE (200) RURAL 23/24 - Phase 1	15	2023/04/01	2025/06/30	R 2 860 080,00	R 8 287 488,20	29,879058	-23,04827
603.	Rural Housing Project	RURAL - 4.2 RURAL SUBSIDY COMMUNAL LAND RIGHTS	VHEMBE/MUSINA MUNI./MUTHATHE (183) RURAL 24/25 - Phase 1	14	2024/05/02	2025/06/30	R 13 347 040,00	R 0,00	30,006908	-22,345484
604.	Rural Housing Project	RURAL - 4.2 RURAL SUBSIDY COMMUNAL LAND RIGHTS	VHEMBE/MUSINA MUNI./T & C (183) RURAL 24/25 - Phase 1	62	2024/04/30	2025/06/30	R 13 537 712,00	R 0,00	30,006908	-22,345484
605.	Rural Housing Project	RURAL - 4.2 RURAL SUBSIDY COMMUNAL LAND RIGHTS	VHEMBE/MUTALE MUNI./RIVERWALK(94)RURAL/16/17 - Phase 1	15	2016/08/19	2025/06/30	R 142 001,00	R 4 509 852,71	30,442566	-22,785048
606.	Progress Payment Housing Project	RURAL - 4.2 RURAL SUBSIDY COMMUNAL LAND RIGHTS	VHEMBE/THULAMELA MUNI./AKANI CONSTR. (350) UNBLOCKING 24/25 - Phase 1	113	2024/06/24	2025/06/30	R 1 716 048,00	R 3 012 382,31	30.589120	-22.904266
607.	Progress Payment Housing Project	RURAL - 4.2 RURAL SUBSIDY	VHEMBE/THULAMELA MUNI./ELIMASH (02) MILVET 23/24 - Phase 1	0	2023/04/01	2025/06/30	R 361 698,00	R 119 518,00	30,764107	-22,897377

		COMMUNAL LAND RIGHTS									
608.	Rural Housing Project	RURAL - 4.2 RURAL SUBSIDY COMMUNAL LAND RIGHTS	VHEMBE/THULAMELA MUNI./ELIMASH (200) RURAL 23/24 - Phase 1	22	2023/04/01	2025/06/30	R 16 969 808,00	R 22 904 135,10	30,764107	-22,897377	
609.	Rural Housing Project	RURAL - 4.2 RURAL SUBSIDY COMMUNAL LAND RIGHTS	VHEMBE/THULAMELA MUNI./FANANG DIATLA (182) RURAL 24/25 - Phase 1	50	2024/05/02	2025/06/30	R 9 533 600,00	R 0,00	30,764107	-22,897377	
610.	Rural Housing Project	RURAL - 4.2 RURAL SUBSIDY COMMUNAL LAND RIGHTS	VHEMBE/THULAMELA MUNI./LEDILE (183) RURAL 24/25 - Phase 1	22	2024/05/02	2025/06/30	R 15 063 088,00	R 0,00	30,764107	-22,897377	
611.	Rural Housing Project	RURAL - 4.2 RURAL SUBSIDY COMMUNAL LAND RIGHTS	VHEMBE/THULAMELA MUNI./NHLANGANO (100) RURAL 12/13 - Phase 1	117	2012/03/01	2025/06/30	R 1 144 032,00	R 6 426 069,62	30,764107	-22,897377	
612.	IRDP - Housing Construction Project Linked	INCREMENTAL - 2.2c INTEGRATED RESIDENTIAL DEVELOPMENT PROGRAMME: PHASE 2: TOP STRUCTURE CONSTRUCTION	VHEMBE/THULAMELA MUNI./TENDIWANGA (03) MILVETI/ 23/24 - Phase 1	0	2023/10/01	2025/06/30	R 144 364,00	R 0,00	30,764107	-22,897377	
613.	IRDP - Housing Construction Project Linked	RURAL - 4.2 RURAL SUBSIDY COMMUNAL LAND RIGHTS	VHEMBE/THULAMELA MUNI./TENDIWANGA (10) BLOCKED 23/24 - Phase 1	5	2023/04/01	2025/06/30	R 180 506,00	R 0,00	30,764107	-22,897377	
614.	Rural Housing Project	RURAL - 4.2 RURAL SUBSIDY COMMUNAL LAND RIGHTS	WATERBERG/BELA-BELA MUNI./TTR INFRASTRUCTURE (155) RURAL 23/24 - Phase 1	6	2023/04/01	2025/06/30	R 2 595 749,00	R 17 702 073,60	28,274745	-24,87351	
615.	Rural Housing Project	RURAL - 4.2 RURAL SUBSIDY COMMUNAL LAND RIGHTS	WATERBERG/LEPHALALE MUNI./DN DLUDLU(200) RURAL 23/24 - Phase 1	35	2023/04/01	2025/06/30	R 4 292 624,00	R 24 929 387,09	28,021046	-23,337283	
616.	Rural Housing Project	RURAL - 4.2 RURAL SUBSIDY COMMUNAL LAND RIGHTS	WATERBERG/LEPHALALE MUNI./KGOTSO MOKONE(200)RURAL 23/24 - Phase 1	0	2023/04/01	2025/06/30	R 4 835 451,00	R 22 404 748,80	28,021046	-23,337283	
617.	Rural Housing Project	RURAL - 4.2 RURAL SUBSIDY COMMUNAL LAND RIGHTS	WATERBERG/LEPHALALE MUNI./KHUM MK (182) RURAL 24/25 - Phase 1	37	2024/04/21	2025/06/30	R 29 534 659,00	R 0,00	28,021046	-23,337283	
618.	CRU Project	SOCIAL_RENTAL - 3.3b COMMUNITY RESIDENTIAL UNITS CONSTRUCTED	WATERBERG/LEPHALALE MUNI./RHEILAND JV QINISA /CRU 16/17 - Phase 1	500	2016/04/01	2025/06/30	R 30 736 135,00	R 93 479 147,20	28,021046	-23,337283	
619.	Rural Housing Project	RURAL - 4.2 RURAL SUBSIDY COMMUNAL LAND RIGHTS	WATERBERG/LEPHALALE MUNI./SMTM CONSTRU (80) RURAL 21/22 - Phase 1	1	2021/06/02	2025/06/30	R 87 782,00	R 10 259 258,10	28.086490	-23.573880	
620.	Rural Housing Project	RURAL - 4.2 RURAL SUBSIDY COMMUNAL LAND RIGHTS	WATERBERG/MOGALAKWENA MUNI./ALL AFRIKA (200) RURAL 23/24 - Phase 1	5	2023/04/01	2025/06/30	R 1 097 469,00	R 33 140 000,00	28.957730	-23.950130	
621.	Rural Housing Project	RURAL - 4.2 RURAL SUBSIDY	WATERBERG/MOGALAKWENA MUNI./HLALES (36) RURAL 22/23 - Phase 1	6	2022/07/01	2025/06/30	R 805 483,00	R 5 039 697,60	28.957730	-23.950130	

		COMMUNAL LAND RIGHTS									
622.	Progress Payment Housing Project	RURAL - 4.2 RURAL SUBSIDY COMMUNAL LAND RIGHTS	WATERBERG/MOGALAKWENA MUNI./KOEPHU (07) MILVET 23/24 - Phase 1	0	2023/04/01	2025/06/30	R 96 243,00	R 0,00	28.957730	-23.950130	
623.	Rural Housing Project	RURAL - 4.2 RURAL SUBSIDY COMMUNAL LAND RIGHTS	WATERBERG/MOGALAKWENA MUNI./KOEPHU (200 RURAL 23/24 - Phase 1	7	2023/02/28	2025/06/30	R 920 000,00	R 27 734 049,00	28.957730	-23.950130	
624.	Rural Housing Project	RURAL - 4.2 RURAL SUBSIDY COMMUNAL LAND RIGHTS	WATERBERG/MOGALAKWENA MUNI./MOTHIKENI (67) RURAL 21/22 - Phase 1	15	2021/08/20	2025/06/30	R 1 246 001,00	R 9 988 446,00	28.957730	-23.950130	
625.	Progress Payment Housing Project	INCREMENTAL - 2.2c INTEGRATED RESIDENTIAL DEVELOPMENT PROGRAMME: PHASE 2: TOP STRUCTURE CONSTRUCTION	WATERBERG/THABAZIMBI MUNI./BRUNEL ENG (200) URBAN 23/24 - Phase 1	0	2023/04/01	2025/06/30	R 2 505 431,00	R 29 360 771,20	27,380041	-24,573523	
626.	Rural Housing Project	RURAL - 4.2 RURAL SUBSIDY COMMUNAL LAND RIGHTS	WATERBERG/LEPHALALE MUNI./MOKHUTLOANE(80)RURAL 23/24 - Phase 1	4	2023/04/01	2025/06/30	R 956 144,00	R 13 220 640,00	28,021046	-23,337283	
627.	Rural Housing Project	RURAL - 4.2 RURAL SUBSIDY COMMUNAL LAND RIGHTS	VHEMBE/MAKHADO MUNI./ROSWIKA (40) RURAL 24/25 - Phase 1	31	2024/12/09	2025/06/30	R 5 910 832,00	R 0,00	30,07151	-23,145991	
628.	IRDP - Housing Construction Project Linked	INCREMENTAL - 2.2c INTEGRATED RESIDENTIAL DEVELOPMENT PROGRAMME: PHASE 2: TOP STRUCTURE CONSTRUCTION	VHEMBE/COLLINS CHABANE MUNI./SELAELO (03) MILVET 23/24 - Phase 1	2	2023/01/04	2025/06/30	R 381 344,00	R 0,00	29,666198	-23,497899	
629.	IRDP - Housing Construction Project Linked	INCREMENTAL - 2.2c INTEGRATED RESIDENTIAL DEVELOPMENT PROGRAMME: PHASE 2: TOP STRUCTURE CONSTRUCTION	WATERBERG/LEPHALALE MUNI./RAMKOL (100) URBAN 24/25 - Phase 1	21	2024/01/12	2025/07/31	R 18 117 200,00	R 0,00	28,021046	-23,337283	
630.	IRDP - Housing Construction Project Linked	INCREMENTAL - 2.2c INTEGRATED RESIDENTIAL DEVELOPMENT PROGRAMME: PHASE 2: TOP STRUCTURE CONSTRUCTION	WATERBERG/LEPHALALE MUNI./JAMNAR (100) URBAN 24/25 - Phase 1	22	2024/02/12	2025/07/31	R 18 117 200,00	R 0,00	28,021046	-23,337283	
631.	IRDP - Housing Construction Project Linked	INCREMENTAL - 2.2c INTEGRATED RESIDENTIAL DEVELOPMENT PROGRAMME: PHASE 2: TOP STRUCTURE CONSTRUCTION	WATERBERG/MODIMOLLE-MOOKGOPONG MUNI./RSMM (83) URBAN 24/25 - Phase 1	23	2024/01/05	2025/06/30	R 15 468 150,00	R 0,00	28,434707	-24,692946	

Human Settlements and Traditional Affairs | 2025/2026

632.	IRDP - Housing Construction Project Linked	INCREMENTAL - 2.2c INTEGRATED RESIDENTIAL DEVELOPMENT PROGRAMME: PHASE 2: TOP STRUCTURE CONSTRUCTION	WATERBERG/MODIMOLLE-MOOKGOPONG MUNI./YABO RENA(45)URBAN/24/25 - Phase 1	45	2024/02/05	2025/06/30	R 8 152 740,00	R 0,00	28,434707	-24,692946
633.	IRDP - Housing Construction Project Linked	INCREMENTAL - 2.2c INTEGRATED RESIDENTIAL DEVELOPMENT PROGRAMME: PHASE 2: TOP STRUCTURE CONSTRUCTION	WATERBERG/MOGALAKWENA MUNI./RSMM (20) URBAN 24/25 - Phase 1	50	2024/02/05	2025/06/30	R 11 171 758,00	R 0,00	28.957730	-23.950130
634.	IRDP - Housing Construction Project Linked	INCREMENTAL - 2.2c INTEGRATED RESIDENTIAL DEVELOPMENT PROGRAMME: PHASE 2: TOP STRUCTURE CONSTRUCTION	WATERBERG/THABAZIMBI MUNI./ZOHRA KHAN DEVELOPERS(39) URBAN 24/25 - Phase 1	5	2024/08/01	2025/06/31	R 4 292 624,00	R 1 992 892,00	27,380041	-24,573523
635.	OPSCAP	RURAL - 4.2 RURAL SUBSIDY COMMUNAL LAND RIGHTS	POLOKWANE LOCAL MUNICIPALITY - Phase 1	255	2024/02/02	2025/06/31	R 60 651 240,00	R 18 847 323,00	29,351074	-23,846739
636.	Rural Housing Project	RURAL - 4.2 RURAL SUBSIDY COMMUNAL LAND RIGHTS	VHEMBE/MUSINA MUNI./HLAKOLE(49) RURAL 25/26 - Phase 1	30	2025/01/04	2025/09/30	R 7 135 440,00	R 0,00	30,006908	-22,345484
637.	Rural Housing Project	RURAL - 4.2 RURAL SUBSIDY COMMUNAL LAND RIGHTS	VHEMBE/MUSINA MUNI./MAPHALAKARABO (49) RURAL 25/26 - Phase 1	30	2025/01/04	2025/09/30	R 7 135 440,00	R 0,00	30,006908	-22,345484
638.	Rural Housing Project	RURAL - 4.2 RURAL SUBSIDY COMMUNAL LAND RIGHTS	MOPANI/TZANEEN MUNI./CATCH 22 (73) RURAL 25/26 - Phase 1	38	2025/01/04	2025/12/31	R 9 038 224,00	R 0,00	30,334325	-23,888528
639.	Rural Housing Project	RURAL - 4.2 RURAL SUBSIDY COMMUNAL LAND RIGHTS	VHEMBE/COLLINS CHABANE MUNI./EMOLE (73) RURAL 25/26 - Phase 1	37	2025/01/04	2025/12/31	R 8 800 376,00	R 0,00	29,666198	-23,497899
640.	Rural Housing Project	RURAL - 4.2 RURAL SUBSIDY COMMUNAL LAND RIGHTS	SEKHU/MAKHUDUTHAMAGA MUNI./MUTHATHE (43) RURAL 25/26 - Phase 1	28	2025/01/04	2025/09/30	R 6 659 744,00	R 0,00	29,871203	-24,757555
641.	Rural Housing Project	RURAL - 4.2 RURAL SUBSIDY COMMUNAL LAND RIGHTS	VHEMBE/THULAMELA MUNI./ROSWIKA (73) RURAL 25/26 - Phase 1	35	2025/01/04	2025/12/31	R 8 324 680,00	R 0,00	30,764107	-22,897377
642.	Rural Housing Project	RURAL - 4.2 RURAL SUBSIDY COMMUNAL LAND RIGHTS	WATERBERG/MOGALAKWENA MUNI./SPLISH SPLASH (73) 25/26 - Phase 1	15	2025/01/04	2025/12/31	R 3 567 720,00	R 0,00	28.957730	-23.950130
643.	Rural Housing Project	RURAL - 4.2 RURAL SUBSIDY COMMUNAL LAND RIGHTS	WATERBERG/LEPHALALE MUNI./NTSHIZA'S TECHNICAL (160) RURAL 25/26 - Phase 1	81	2025/04/01	2026/03/31	R 6 897 592,00	R 0,00	28,021046	-23,337283
644.	Rural Housing Project	RURAL - 4.2 RURAL SUBSIDY	WATERBERG/MOGALAKWENA MUNI./SOMANDLA (52) RURAL 25/26 - Phase 1	39	2025/01/04	2025/12/31	R 9 276 072,00	R 0,00	28.957730	-23.950130

		COMMUNAL LAND RIGHTS								
645.	Rural Housing Project	RURAL - 4.2 RURAL SUBSIDY COMMUNAL LAND RIGHTS	CAPRICORN/LEPELLE-NKUMPI MUNI./SOMANDLA (21) RURAL 25/26 - Phase 1	15	2025/01/04	2025/12/31	R 3 567 720,00	R 0,00	29,37143	-24,329295
646.	Rural Housing Project	RURAL - 4.2 RURAL SUBSIDY COMMUNAL LAND RIGHTS	CAPRICORN/MOLEMOLE MUNI./MAHLAKU A MOSEBO (161) RURAL 25/26 - Phase 1	19	2025/04/01	2026/03/31	R 4 519 112,00	R 0,00	29,666198	-23,497899
647.	Rural Housing Project	RURAL - 4.2 RURAL SUBSIDY COMMUNAL LAND RIGHTS	SEKHU/FETAKGOMO-TUBATSE MUNI./ZOHRA KHAN (161) RURAL 25/26 - Phase 1	109	2025/04/01	2026/03/31	R 8 103 337,00	R 0,00	30,605503	-24,473166,
648.	Rural Housing Project	RURAL - 4.2 RURAL SUBSIDY COMMUNAL LAND RIGHTS	CAPRICORN/LEPELLE-NKUMPI MUNI./MUTHATHE (30) RURAL 25/26 - Phase 1	25	2025/01/04	2025/12/31	R 5 946 200,00	R 0,00	29,37143	-24,329295
649.	Rural Housing Project	RURAL - 4.2 RURAL SUBSIDY COMMUNAL LAND RIGHTS	MOPANI/LETABA MUNI./MAMONDO (161) RURAL 25/26 - Phase 1	28	2025/04/01	2026/03/31	R 6 659 744,00	R 0,00	30,373861	-23,467871
650.	IRDP - Housing Construction Project Linked	INCREMENTAL - 2.2c INTEGRATED RESIDENTIAL DEVELOPMENT PROGRAMME: PHASE 2: TOP STRUCTURE CONSTRUCTION	WATERBERG/THABAZIMBI MUNI./ASIMA (161) URBAN 25/26 - Phase 1	125	2025/04/01	2026/03/31	R 32 438 749,00	R 0,00	27,380041	-24,573523
651.	Rural Housing Project	RURAL - 4.2 RURAL SUBSIDY COMMUNAL LAND RIGHTS	MOPANI/GIYANI MUNI./T & C CIVILS (31) RURAL 25/26 - Phase 1	19	2025/01/04	2025/09/30	R 4 519 112,00	R 0,00	30,801669	-23,303899
652.	Rural Housing Project	RURAL - 4.2 RURAL SUBSIDY COMMUNAL LAND RIGHTS	SEKHU/EPHRAIM MOGALE MUNI./MAVISO (160) RURAL 25/26 - Phase 1	47	NULL	2025/09/30	R 11 178 856,00	R 0,00	29,403397	-24,976964
653.	Rural Housing Project	RURAL - 4.2 RURAL SUBSIDY COMMUNAL LAND RIGHTS	VHEMBE/COLLINS CHABANE MUNI./T & C CIVILS (18) RURAL 25/26 - Phase 1	13	2025/01/04	2025/09/30	R 3 092 024,00	R 0,00	29,666198	-23,497899
654.	Rural Housing Project	RURAL - 4.2 RURAL SUBSIDY COMMUNAL LAND RIGHTS	WATERBERG/MOGALAKWENA MUNI./LEDILE(18) RURAL 25/26 - Phase 1	18	2025/01/04	2025/09/30	R 4 281 264,00	R 0,00	28,957730	-23,950130
655.	Rural Housing Project	RURAL - 4.2 RURAL SUBSIDY COMMUNAL LAND RIGHTS	MOPANI/GIYANI MUNI./MAMONDO (161) RURAL 52/26 - Phase 1	90	2025/04/01	2026/03/31	R 7 135 440,00	R 0,00	30,801669	-23,303899
656.	Rural Housing Project	RURAL - 4.2 RURAL SUBSIDY COMMUNAL LAND RIGHTS	WATERBERG/LEPHALE MUNI./LEDILE (31) RURAL 25/26 - Phase 1	20	2025/01/04	2025/09/30	R 4 756 960,00	R 0,00	28,021046	-23,337283
657.	Rural Housing Project	RURAL - 4.2 RURAL SUBSIDY COMMUNAL LAND RIGHTS	CAPRICORN/BOUBERG MUNI./MAHLAKU A MESEBO (161) RURAL 25/26 - Phase 1	29	2025/04/01	2026/03/31	R 6 897 592,00	R 0,00	E 29,054155	S 23,188127
658.	Rural Housing Project	RURAL - 4.2 RURAL SUBSIDY	VHEMBE/MUSINA MUNI./MAHLAKU A MOSEBO (161) RURAL 25/26 - Phase 1	26	2025/04/01	2026/03/31	R 6 184 048,00	R 0,00	30,006908	-22,345484

		COMMUNAL LAND RIGHTS									
659.	Rural Housing Project	RURAL - 4.2 RURAL SUBSIDY COMMUNAL LAND RIGHTS	VHEMBE/THULAMELA MUNI./MC TEE (10) RURAL 25/26 - Phase 1	10	2025/01/04	2025/09/30	R 2 378 480,00	R 0,00	30,764107	-22,897377	
660.	Rural Housing Project	RURAL - 4.2 RURAL SUBSIDY COMMUNAL LAND RIGHTS	VHEMBE/MAKHADO MUNI./MAEDZA (160) RURAL 25/26 - Phase 1	118	2025/04/01	2026/03/31	R 8 816 881,00	R 0,00	30,07151	-23,145991	
661.	Rural Housing Project	RURAL - 4.2 RURAL SUBSIDY COMMUNAL LAND RIGHTS	VHEMBE/COLLINS CHABANE MUNI./MC TEE (39) RURAL 25/26 - Phase 1	24	2025/01/04	2025/09/30	R 5 708 352,00	R 0,00	29,666198	-23,497899	
662.	Rural Housing Project	RURAL - 4.2 RURAL SUBSIDY COMMUNAL LAND RIGHTS	CAPRICORN/MOLEMOLE MUNI./BALO (16) RURAL 25/26 - Phase 1	11	2025/01/04	2025/09/30	R 2 616 328,00	R 0,00	29,666198	-23,497899	
663.	Rural Housing Project	RURAL - 4.2 RURAL SUBSIDY COMMUNAL LAND RIGHTS	SEKHU/EPHRAIM MOGALE MUNI./BALO (33) RURAL 25/26 - Phase 1	20	2025/01/04	2025/09/30	R 4 756 960,00	R 0,00	29,403397	-24,976964	
664.	IRDP - Housing Construction Project Linked	INCREMENTAL - 2.2c INTEGRATED RESIDENTIAL DEVELOPMENT PROGRAMME: PHASE 2: TOP STRUCTURE CONSTRUCTION	WATERBERG/MODIMOLLE-MOOKGOPHONG MUNI./MIKATEKO (49) URBAN 25/26 - Phase 1	25	2025/01/04	2025/09/30	R 5 708 700,00	R 0,00	28,434707	-24,692946	
665.	Rural Housing Project	RURAL - 4.2 RURAL SUBSIDY COMMUNAL LAND RIGHTS	SEKHU/FETAKGOMO-TUBATSE MUNI./MOKHUTLOANE (35) RURAL 25/26 - Phase 1	29	2025/01/04	2025/09/30	R 6 897 592,00	R 0,00	30,605503	-24,473166,	
666.	Rural Housing Project	RURAL - 4.2 RURAL SUBSIDY COMMUNAL LAND RIGHTS	SEKHU/MAKHUDUTHAMAGA MUNI./MOKHUTLOANE (14) RURAL 25/26 - Phase 1	12	2025/01/04	2025/09/30	R 2 854 176,00	R 0,00	29,871203	-24,757555	
667.	Rural Housing Project	RURAL - 4.2 RURAL SUBSIDY COMMUNAL LAND RIGHTS	WATERBERG/BELA-BELA MUNI./LEKGOHWANE (59) RURAL 25/26 - Phase 1	44	2025/01/04	2025/12/31	R 10 465 312,00	R 0,00	28,274745	-24,87351	
668.	IRDP - Housing Construction Project Linked	INCREMENTAL - 2.2c INTEGRATED RESIDENTIAL DEVELOPMENT PROGRAMME: PHASE 2: TOP STRUCTURE CONSTRUCTION	WATERBERG/MODIMOLLE-MOOKGOPHONG MUNI./LEKGOHWANE(14) URBAN 25/26 - Phase 1	11	2025/01/04	2025/12/31	R 2 511 828,00	R 0,00	28,434707	-24,692946	
669.	Rural Housing Project	RURAL - 4.2 RURAL SUBSIDY COMMUNAL LAND RIGHTS	SEKHU/FETAKGOMO-TUBATSE MUNI./NHLOHLORHI (60) RURAL 25/26 - Phase 1	30	2025/01/04	2025/12/31	R 7 135 440,00	R 0,00	30,605503	-24,473166,	
670.	IRDP - Housing Construction Project Linked	INCREMENTAL - 2.2c INTEGRATED RESIDENTIAL DEVELOPMENT PROGRAMME: PHASE 2: TOP STRUCTURE CONSTRUCTION	SEKHU/FETAKGOMO-TUBATSE MUNI./NHLOHLORHI 13) URBAN 25/26 - Phase 1	4	2025/01/04	2025/12/31	R 913 392,00	R 0,00	29,879058	-23,04827	

Human Settlements and Traditional Affairs | 2025/2026

671.	Rural Housing Project	RURAL - 4.2 RURAL SUBSIDY COMMUNAL LAND RIGHTS	VHEMBE/THULAMELA MUNI./TENDIWANGA (73) RURAL 25/26 - Phase 1	33	2025/01/04	2025/12/31	R 7 848 984,00	R 0,00	30,764107	-22,897377
672.	IRDP - Housing Construction Project Linked	INCREMENTAL - 2.2c INTEGRATED RESIDENTIAL DEVELOPMENT PROGRAMME: PHASE 2: TOP STRUCTURE CONSTRUCTION	VHEMBE/THULAMELA MUNI./TENDIWANGA (10) 24/25 - Phase 1	10	2025/01/04	2025/12/31	R 2 283 480,00	R 0,00	30,764107	-22,897377
673.	IRDP - Housing Construction Project Linked	INCREMENTAL - 2.2c INTEGRATED RESIDENTIAL DEVELOPMENT PROGRAMME: PHASE 2: TOP STRUCTURE CONSTRUCTION	WATERBERG/THABAZIMBI MUNI./KOEPHU (57) URBAN 25/26 - Phase 1	20	2025/01/04	2025/12/31	R 4 566 960,00	R 0,00	27,380041	-24,573523
674.	Rural Housing Project	RURAL - 4.2 RURAL SUBSIDY COMMUNAL LAND RIGHTS	WATERBERG/BELA-BELA MUNI./KOEPHU (16) RURAL 25/26 - Phase 1	11	2025/01/04	2025/12/31	R 2 616 328,00	R 0,00	28,274745	-24,87351
675.	IRDP - Housing Construction Project Linked	INCREMENTAL - 2.2c INTEGRATED RESIDENTIAL DEVELOPMENT PROGRAMME: PHASE 2: TOP STRUCTURE CONSTRUCTION	WATERBERG/BELA-BELA MUNI./KOEPHU BUS ENTERPRISE (57) URBAN 25/26 - Phase 1	20	2025/04/01	2025/12/31	R 4 566 960,00	R 0,00	28,274745	-24,87351
676.	Rural Housing Project	RURAL - 4.2 RURAL SUBSIDY COMMUNAL LAND RIGHTS	SEKHU/ELIAS MOTSOLEDI MUNI./MAVISO PROJECTS (160) RURAL 25/26 - Phase 1	108	2025/04/01	2026/03/31	R 7 865 489,00	R 0,00	29,618483	-24,965735,
677.	Rural Housing Project	RURAL - 4.2 RURAL SUBSIDY COMMUNAL LAND RIGHTS	SEKHU/MAKHUDUTHAMAGA MUNI./MAVISO PROJECTS(160) RURAL 25/26 - Phase 1	29	2025/04/01	2026/03/31	R 6 897 592,00	R 0,00	29,871203	-24,757555
678.	Rural Housing Project	RURAL - 4.2 RURAL SUBSIDY COMMUNAL LAND RIGHTS	VHEMBE/COLLINS CHABANE MUNI./MAEDZA (160) RURAL 25/26 - Phase 1	21	2025/04/01	2026/03/31	R 4 994 808,00	R 0,00	29,666198	-23,497899
679.	Rural Housing Project	RURAL - 4.2 RURAL SUBSIDY COMMUNAL LAND RIGHTS	MOPANI/BA-PHALABORWA MUNI./CIVIL ELEMENT (160) RURAL 25/26 - Phase 1	30	2025/04/01	2026/03/31	R 7 135 440,00	R 0,00	31,065949	-23,98719
680.	Rural Housing Project	RURAL - 4.2 RURAL SUBSIDY COMMUNAL LAND RIGHTS	MOPANI/TZANEEN MUNI./CIVIL ELEMENT (160) RURAL 25/26 - Phase 1	34	2025/04/01	2026/03/31	R 9 393 920,00	R 0,00	30,334325	-23,888528
681.	Rural Housing Project	RURAL - 4.2 RURAL SUBSIDY COMMUNAL LAND RIGHTS	MOPANI/LETABA MUNI./KUMBATIA HOLDINGS (49) RURAL 25/26 - Phase 1	30	2025/04/01	2025/09/30	R 7 135 440,00	R 0,00	30,373861	-23,467871
682.	Rural Housing Project	RURAL - 4.2 RURAL SUBSIDY COMMUNAL LAND RIGHTS	WATERBERG/LEPHALALE MUNI./PGN CIVILS (49) RURAL 25/26 - Phase 1	29	2025/04/01	2025/09/30	R 6 897 592,00	R 0,00	28,021046	-23,337283
683.	Rural Housing Project	RURAL - 4.2 RURAL SUBSIDY	SEKHU/FETAKGOMO-TUBATSE MUNI./LH LANGA (49) RURAL 25/26 - Phase 1	29	2025/04/01	2025/09/30	R 6 897 592,00	R 0,00	29,879058	-23,04827

		COMMUNAL LAND RIGHTS									
684.	IRDP - Housing Construction Project Linked	INCREMENTAL - 2.2c INTEGRATED RESIDENTIAL DEVELOPMENT PROGRAMME: PHASE 2: TOP STRUCTURE CONSTRUCTION	WATERBERG/MODIMOLLE-MOOKGOPONG MUNI./MIKATEKO (49) RURAL 25/26 - Phase 1	30	2025/04/01	2025/09/30	R 7 135 440,00	R 0,00	28,434707	-24,692946	
685.	Rural Housing Project	RURAL - 4.2 RURAL SUBSIDY COMMUNAL LAND RIGHTS	MOPANI/TZANEEN MUNI./CATCH 22 (73) RURAL 25/26 - Phase 1	33	2025/04/01	2025/12/31	R 7 848 984,00	R 0,00	30,334325	-23,888528	
686.	Rural Housing Project	RURAL - 4.2 RURAL SUBSIDY COMMUNAL LAND RIGHTS	CAPRICON/BLOUBERG MUNI./XALAMUKA (45) RURAL 23/24 - Phase 1	1	2023/04/01	2025/06/30	R 239 036,00	R 5 877 062,10	E 28.799638	S 23.083530	
687.	CRU Project	SOCIAL_RENTAL - 3.3b COMMUNITY RESIDENTIAL UNITS CONSTRUCTED	VHEMBE/MAKHADO MUNI./TUBATSE(118)CRU/22/23 - Phase 1	14	2021/11/15	2025/06/30	R 13 000 000,00	R 1 718 531,64	29,879058	-23,04827	
688.	Rural Housing Project	RURAL - 4.2 RURAL SUBSIDY COMMUNAL LAND RIGHTS	CAPRICON/LEPELLE-NKUMPI MUNI./BALO HOLDINGS (81) RURAL 23/24 - Phase 1	7	2023/04/01	2025/06/30	R 1 052 954,00	R 12 498 064,00	29,37143	-24,329295	
689.	Rural Housing Project	RURAL - 4.2 RURAL SUBSIDY COMMUNAL LAND RIGHTS	CAPRICON/LEPELLE-NKUMPI MUNI./IXPLORE (192) 24/25 - Phase 1	35	2024/05/02	2025/06/30	R 6 673 520,00	R 0,00	29,470102	-24,301485	
690.	IRDP - Housing Construction Project Linked	INCREMENTAL - 2.2c INTEGRATED RESIDENTIAL DEVELOPMENT PROGRAMME: PHASE 2: TOP STRUCTURE CONSTRUCTION	CAPRICON/LEPELLE-NKUMPI MUNI./IXPLORE(25)URBAN/24/25 - Phase 1	19	2023/09/01	2025/06/30	R 3 622 768,00	R 0,00	E 29.514861	S 23.304651	
691.	Rural Housing Project	RURAL - 4.2 RURAL SUBSIDY COMMUNAL LAND RIGHTS	CAPRICON/LEPELLE-NKUMPI MUNI./MOJAPHAPI (45) RURAL 23/24 - Phase 1	2	2023/04/01	2025/06/30	R 300 844,00	R 7 337 970,00	29,37143	-24,329295	
692.	Rural Housing Project	RURAL - 4.2 RURAL SUBSIDY COMMUNAL LAND RIGHTS	CAPRICON/MOLEMOLE MUNI./GIDEON (45) RURAL 23/24 - Phase 1	1	2023/04/01	2025/06/30	R 239 036,00	R 6 734 053,80	29,666198	-23,497899	
693.	Rural Housing Project	RURAL - 4.2 RURAL SUBSIDY COMMUNAL LAND RIGHTS	CAPRICON/MOLEMOLE MUNI./MONA (45) RURAL 24/25 - Phase 1	0	2024/05/15	2025/06/30	R 597 690,00	R 0,00	29,666198	-23,497899	
694.	Rural Housing Project	RURAL - 4.2 RURAL SUBSIDY COMMUNAL LAND RIGHTS	CAPRICON/MOLEMOLE MUNI./NAXT MOST (70) RURAL 24/25 - Phase 1	0	2024/05/02	2025/06/30	R 1 340 582,00	R 1 742 874,64	29,666198	-23,497899	
695.	Progress Payment Housing Project	RURAL - 4.2 RURAL SUBSIDY COMMUNAL LAND RIGHTS	CAPRICON/POLOKWANE MUNI./MOTHIKENI (09) MILVET 23/24 - Phase 1	1	2023/04/01	2025/06/30	R 239 036,00	R 0,00	29,351074	-23,846739	
696.	Discount Benefit Scheme	FINANCIAL - 1.3 ENHANCED EXTENDED	EEDBS/SA SONYANA (500) 21/22 EEDBS - Phase 1	0	2021/06/07	2025/06/30	R 104 250,00	R 89 553,00	29,454879	-23,903594	

		DISCOUNT BENEFIT SCHEME (EEDBS)									
697.	OPSCAP	FINANCIAL - 1.8 OPERATIONAL CAPITAL BUDGET	IMPLEMENTING AGENT/HDA/MTOP/23/24 - Phase 1	0	2023/04/01	2026/03/31	R 37 006 520,00	R 0,00	29,351074	-23,846739	
698.	OPSCAP	PROVINCIAL SPECIFIC PROGRAMMES	IMPLEMENTING AGENT/HDA/BENDOR EXT 100/23/24 - Phase 1	0	2023/04/01	2026/03/31	R 6 000 000,00	R 0,00	29,351074	-23,846739	
699.	OPSCAP	PROVINCIAL SPECIFIC PROGRAMMES	IMPLENTING AGENT/HAD/TENURE RESTORATION/TITTLE DEEDS/23/24 - Phase 1	0	2023/04/01	2026/03/31	R 4 588 400,00	R 2 511 600,00	29,351074	-23,846739	
700.	Rural Housing Project	RURAL - 4.2 RURAL SUBSIDY COMMUNAL LAND RIGHTS	CAPRICORN/BLOUBERG MUNI./EMOLE (72) RURAL 24/25 - Phase 1	0	2024/05/02	2025/01/31	R 1 334 704,00	R 0,00	E 28.799638	S 23.083530	
701.	Rural Housing Project	RURAL - 4.2 RURAL SUBSIDY COMMUNAL LAND RIGHTS	CAPRICORN/BLOUBERG MUNI./MAWEJA (45) RURAL 24/25 - Phase 1	14	2024/05/02	2025/06/30	R 2 669 408,00	R 0,00	E 29.054155	S 23.188127	
702.	Financial Linked Individual Subsidy	FINANCIAL - 1.2 HOUSING FINANCE LINKED INDIVIDUAL SUBSIDY PROGRAMME	FLISP PROVINCIAL/RISIMA HOUSING FINANCE CORPORATION/23/24 - FLISP	70	2023/08/23	2026/03/31	R 7 245 000,00	R 0,00	29,351074	-23,846739	
703.	OPSCAP	INCREMENTAL - 2.6 EMERGENCY HOUSING ASSISTANCE	IMPLEMENTING AGENT/HDA/500REMOVAL OF ASBESTOS 21/22 - Phase 1	0	2021/03/01	2025/08/31	R 13 000 000,00	R 54 220 000,00	29,351074	-23,846739	
704.	OPSCAP	FINANCIAL - 1.10 NHBC ENROLMENT	NHBC ENROLMENT 24/25 - Phase 1	0	2023/11/01	2025/06/30	R 25 000 000,00	R 8 998 251,12	29,351074	-23,846739	
705.	Rural Housing Project	RURAL - 4.2 RURAL SUBSIDY COMMUNAL LAND RIGHTS	MOPANI/BA-PHALABORWA MUNI./MABALENG (193) RURAL 23/24 - Phase 1	0	2023/04/01	2025/06/30	R 179 802,00	R 31 813 289,20	31,065949	-23,98719	
706.	Rural Housing Project	RURAL - 4.2 RURAL SUBSIDY COMMUNAL LAND RIGHTS	MOPANI/LETABA MUNI./FLUID CON (45) RURAL 23/24 - Phase 1	5	2023/04/01	2025/06/30	R 616 543,00	R 7 397 730,00	30,373861	-23,467871	
707.	Progress Payment Housing Project	RURAL - 4.2 RURAL SUBSIDY COMMUNAL LAND RIGHTS	MOPANI/TZANEEN MUNI./ASIMA (02) MILVET 23/24 - Phase 1	0	2023/09/04	2025/06/30	R 239 036,00	R 239 036,00	30,334325	-23,888528	
708.	Rural Housing Project	RURAL - 4.2 RURAL SUBSIDY COMMUNAL LAND RIGHTS	MOPANI/TZANEEN MUNI./ASIMA (180) RURAL 24/25 - Phase 1	27	2024/05/02	2025/06/30	R 11 816 265,00	R 0,00	30,334325	-23,888528	
709.	CRU Project	SOCIAL_RENTAL - 3.3b COMMUNITY RESIDENTIAL UNITS CONSTRUCTED	MOPANI/TZANEEN MUNI./RHANDZO/CRU/24/25 - Phase 1	0	2023/11/23	2026/11/30	R 13 000 000,00	R 0,00	30.10'38"	23.51'36"	
710.	Rural Housing Project	RURAL - 4.2 RURAL SUBSIDY COMMUNAL LAND RIGHTS	MOPANI/MARULENG MUNI./MABE (45) RURAL 24/25 - Phase 1	22	2024/05/02	2025/06/30	R 4 264 571,00	R 0,00	30,616573	-24,359651	
711.	Rural Housing Project	RURAL - 4.2 RURAL SUBSIDY COMMUNAL LAND RIGHTS	MOPANI/MARULENG MUNI./RAMATSOBANE (198) RURAL 24/25 - Phase 1	13	2024/05/02	2025/06/30	R 17 899 478,00	R 0,00	30,616573	-24,359651	
712.	Rural Housing Project	RURAL - 4.2 RURAL SUBSIDY	MOPANI/BA-PHALABORWA MUNI./RHELELA (45) RURAL 24/25 - Phase 1	0	2024/05/02	2025/06/30	R 5 147 148,00	R 0,00	31.08'27.85	23 563 476	

		COMMUNAL LAND RIGHTS									
713.	Rural Housing Project	RURAL - 4.2 RURAL SUBSIDY COMMUNAL LAND RIGHTS	MOPANI/TZANEEN MUNI./SHOPHY & JACK (72) RURAL 24/25 - Phase 1	26	2024/06/06	2025/06/28	R 5 697 071,00	R 0,00	30.14581 107	-23,81677461	
714.	Rural Housing Project	RURAL - 4.2 RURAL SUBSIDY COMMUNAL LAND RIGHTS	SEKHU/ELIAS MOTSOLEDI MUNI./CAPOTEX (136) RURAL 23/24 - Phase 1	62	2023/04/01	2025/06/30	R 5 149 756,00	R 16 220 796,90	29.211637	-25.313731	
715.	Rural Housing Project	RURAL - 4.2 RURAL SUBSIDY COMMUNAL LAND RIGHTS	SEKHU/ELIAS MOTSOLEDI MUNI./SILVER EDGE (36) RURAL 22/23 - Phase 1	4	2022/07/01	2025/06/30	R 561 879,00	R 3 040 328,10	29.211637	-25.313731	
716.	Rural Housing Project	RURAL - 4.2 RURAL SUBSIDY COMMUNAL LAND RIGHTS	SEKHU/EPHRAIM MOGALE MUNI./KOKO (76) RURAL 24/25 - Phase 1	35	2024/05/02	2025/06/30	R 6 650 773,00	R 0,00	29,403397	-24,976964	
717.	Rural Housing Project	RURAL - 4.2 RURAL SUBSIDY COMMUNAL LAND RIGHTS	SEKHU/EPHRAIM MOGALE MUNI./MASAILOR (76) RURAL 24/25 - Phase 1	40	2024/05/02	2025/06/30	R 7 626 880,00	R 0,00	29,403397	-24,976964	
718.	Rural Housing Project	RURAL - 4.2 RURAL SUBSIDY COMMUNAL LAND RIGHTS	SEKHU/FETAKGOMO-TUBATSE MUNI./ASIMA(85)RURAL/23/24 - Phase 1	0	2023/11/09	2025/06/30	R 2 052 596,00	R 6 332 261,70	30.034506	-24.347773,	
719.	Rural Housing Project	RURAL - 4.2 RURAL SUBSIDY COMMUNAL LAND RIGHTS	SEKHU/FETAKGOMO-TUBATSE MUNI./ECOTROOPERS 197) RURAL 24/25 - Phase 1	40	2024/05/02	2025/06/30	R 7 626 880,00	R 0,00	30.034506	-24.347773,	
720.	Progress Payment Housing Project	RURAL - 4.2 RURAL SUBSIDY COMMUNAL LAND RIGHTS	SEKHU/FETAKGOMO-TUBATSE MUNI./HLAKOLE (04) MILVET 23/24 - Phase 1	4	2023/04/01	2025/06/30	R 167 326,00	R 0,00	30.034506	-24.347773,	
721.	Rural Housing Project	RURAL - 4.2 RURAL SUBSIDY COMMUNAL LAND RIGHTS	SEKHU/FETAKGOMO-TUBATSE MUNI./NTSHIANA TADING (91) RURAL 23/24 - Phase 1	15	2023/04/01	2025/06/30	R 1 711 594,00	R 11 807 344,10	30.605503	-24.473166,	
722.	Rural Housing Project	RURAL - 4.2 RURAL SUBSIDY COMMUNAL LAND RIGHTS	SEKHU/FETAKGOMO-TUBATSE MUNI./PGN CIVILS (200) RURAL 23/24 - Phase 1	0	2023/04/01	2025/06/30	R 919 319,00	R 32 591 933,60	30.605503	-24.473166,	
723.	IRDP - Housing Construction Project Linked	INCREMENTAL - 2.2c INTEGRATED RESIDENTIAL DEVELOPMENT PROGRAMME: PHASE 2: TOP STRUCTURE CONSTRUCTION	SEKHU/MAKHUDUTHAMAGA MUNI./HLAKOLE (03) MILVET/23/24 - Phase 1	3	2023/04/01	2025/06/30	R 226 055,00	R 478 072,40	29,871203	-24,757555	
724.	Rural Housing Project	RURAL - 4.2 RURAL SUBSIDY COMMUNAL LAND RIGHTS	SEKHU/ELIAS MOTSOLEDI MUNI./SIBONGILE THEMBSILE (179) RURAL 24/25 - Phase 1	40	2024/05/02	2025/06/30	R 7 626 880,00	R 0,00	29.602809	-25.010130,	
725.	Rural Housing Project	RURAL - 4.2 RURAL SUBSIDY COMMUNAL LAND RIGHTS	SEKHU/ELIAS MOTSOLEDI MUNI./ZOHRA (64) RURAL 23/24 - Phase 1	28	2024/09/01	2025/06/30	R 4 471 104,00	R 0,00	29.618483	-24.965735,	
726.	Rural Housing Project	RURAL - 4.2 RURAL SUBSIDY	SEKHU/FETAKGOMO-TUBATSE MUNI./CHISA (179) RURAL 24/25 - Phase 1	39	2024/05/02	2025/06/30	R 7 436 280,00	R 0,00	30.034506	-24.347773,	

		COMMUNAL LAND RIGHTS									
727.	Rural Housing Project	RURAL - 4.2 RURAL SUBSIDY COMMUNAL LAND RIGHTS	SEKHU/FETAKGOMO-TUBATSE MUNI./LLETS (29) RURAL 24/25 - Phase 1	10	2024/04/07	2025/06/30	R 1 257 498,00	R 419 166,00	29.910871	-24.487577,	
728.	Rural Housing Project	RURAL - 4.2 RURAL SUBSIDY COMMUNAL LAND RIGHTS	SEKHU/FETAKGOMO-TUBATSE MUNI./MANEKWANE (72) RURAL 24/25	36	2025/06/30	2025/06/30	R 6 921 839,00	R 0,00	30.605503	-24.473166,	
729.	Rural Housing Project	RURAL - 4.2 RURAL SUBSIDY COMMUNAL LAND RIGHTS	SEKHU/FETAKGOMO-TUBATSE MUNI./MOAFRIKA CONS (45) RURAL 24/25 - Phase 1	25	2024/05/02	2025/06/30	R 4 766 800,00	R 0,00	29.965840	-24.847673.	
730.	Rural Housing Project	RURAL - 4.2 RURAL SUBSIDY COMMUNAL LAND RIGHTS	SEKHU/MAKHUDUTHAMAGA MUNI./BROOKLYNN (190) RURAL 24/25 - Phase 1	40	2024/05/02	2025/06/30	R 7 626 880,00	R 0,00	29.765053	-24.924913.	
731.	Rural Housing Project	RURAL - 4.2 RURAL SUBSIDY COMMUNAL LAND RIGHTS	VHEMBE/COLLINS CHABANE MUNI./NICOLE (45) RURAL 24/25 - Phase 1	56	2025/06/30	2025/06/30	R 10 677 632,00	R 0,00	29,666198	-23,497899	
732.	Rural Housing Project	RURAL - 4.2 RURAL SUBSIDY COMMUNAL LAND RIGHTS	VHEMBE/COLLINS CHABANE MUNI./SOMANDLA (200) RURAL 23/24 - Phase 1	0	2023/04/01	2025/06/30	R 349 203,00	R 31 905 426,80	29,666198	-23,497899	
733.	Rural Housing Project	RURAL - 4.2 RURAL SUBSIDY COMMUNAL LAND RIGHTS	VHEMBE/MAKHADO MUNI./AROCON (183) RURAL 24/25 - Phase 1	57	2024/05/02	2025/06/30	R 10 868 304,00	R 0,00	29.8034°	23.1196°	
734.	Rural Housing Project	RURAL - 4.2 RURAL SUBSIDY COMMUNAL LAND RIGHTS	VHEMBE/MAKHADO MUNI./FLUID CONSTRUCTION (20) RURAL 24/25 - Phase 1	9	2024/05/02	2025/06/30	R 1 716 048,00	R 0,00	30.1067°	23.2055°	
735.	Rural Housing Project	RURAL - 4.2 RURAL SUBSIDY COMMUNAL LAND RIGHTS	VHEMBE/MAKHADO MUNI./KUMBATIA HOLDINGS (80) RURAL 23/24 - Phase 1	2	2023/04/01	2025/06/30	R 2 274 279,00	R 8 647 579,00	30,007478	-22,90524	
736.	CRU Project	SOCIAL_RENTAL - 3.3b COMMUNITY RESIDENTIAL UNITS CONSTRUCTED	VHEMBE/MAKHADO MUNI./LUMAR (118) CRU 22/23 - Phase 1	0	2022/11/17	2025/06/30	R 7 000 000,00	R 0,00	29,879058	-23,04827	
737.	Rural Housing Project	RURAL - 4.2 RURAL SUBSIDY COMMUNAL LAND RIGHTS	VHEMBE/MAKHADO MUNI./MOTHIKENI INV (73) RURAL 24/25 - Phase 1	42	2024/05/02	2025/06/30	R 8 008 224,00	R 0,00	30.1223°	22.9244°	
738.	Rural Housing Project	RURAL - 4.2 RURAL SUBSIDY COMMUNAL LAND RIGHTS	VHEMBE/MAKHADO MUNI./SPLISH SPLASH (40) RURAL 24/25 - Phase 1	0	2024/04/07	2025/06/30	R 419 177,00	R 0,00	30.0045°	22.9051°	
739.	Rural Housing Project	RURAL - 4.2 RURAL SUBSIDY COMMUNAL LAND RIGHTS	VHEMBE/MAKHADO MUNI./TUBATSE (200) RURAL 23/24 - Phase 1	15	2023/04/01	2025/06/30	R 2 860 080,00	R 8 287 488,20	29,879058	-23,04827	
740.	Rural Housing Project	RURAL - 4.2 RURAL SUBSIDY COMMUNAL LAND RIGHTS	VHEMBE/MUSINA MUNI./MUTHATHE (183) RURAL 24/25 - Phase 1	14	2024/05/02	2025/06/30	R 13 347 040,00	R 0,00	30,006908	-22,345484	
741.	Rural Housing Project	RURAL - 4.2 RURAL SUBSIDY	VHEMBE/MUSINA MUNI./T & C (183) RURAL 24/25 - Phase 1	62	2024/04/30	2025/06/30	R 13 537 712,00	R 0,00	30,006908	-22,345484	

		COMMUNAL LAND RIGHTS									
742.	Rural Housing Project	RURAL - 4.2 RURAL SUBSIDY COMMUNAL LAND RIGHTS	VHEMBE/MUTALE MUNI./RIVERWALK(94)RURAL/16/17 - Phase 1	15	2016/08/19	2025/06/30	R 142 001,00	R 4 509 852,71	30,442566	-22,785048	
743.	Progress Payment Housing Project	RURAL - 4.2 RURAL SUBSIDY COMMUNAL LAND RIGHTS	VHEMBE/THULAMELA MUNI./AKANI CONSTR. (350) UNBLOCKING 24/25 - Phase 1	113	2024/06/24	2025/06/30	R 1 716 048,00	R 3 012 382,31	30,589120	-22,904266	
744.	Progress Payment Housing Project	RURAL - 4.2 RURAL SUBSIDY COMMUNAL LAND RIGHTS	VHEMBE/THULAMELA MUNI./ELIMASH (02) MILVET 23/24 - Phase 1	0	2023/04/01	2025/06/30	R 361 698,00	R 119 518,00	30,764107	-22,897377	
745.	Rural Housing Project	RURAL - 4.2 RURAL SUBSIDY COMMUNAL LAND RIGHTS	VHEMBE/THULAMELA MUNI./ELIMASH (200) RURAL 23/24 - Phase 1	22	2023/04/01	2025/06/30	R 16 969 808,00	R 22 904 135,10	30,764107	-22,897377	
746.	Rural Housing Project	RURAL - 4.2 RURAL SUBSIDY COMMUNAL LAND RIGHTS	VHEMBE/THULAMELA MUNI./FANANG DIATLA (182) RURAL 24/25 - Phase 1	50	2025/01/04	2025/06/30	R 9 533 600,00	R 0,00	30,764107	-22,897377	
747.	Rural Housing Project	RURAL - 4.2 RURAL SUBSIDY COMMUNAL LAND RIGHTS	VHEMBE/THULAMELA MUNI./LEDILE (183) RURAL 24/25 - Phase 1	22	2025/01/04	2025/06/30	R 15 063 088,00	R 0,00	30,764107	-22,897377	
748.	Rural Housing Project	RURAL - 4.2 RURAL SUBSIDY COMMUNAL LAND RIGHTS	VHEMBE/THULAMELA MUNI./NHLANGANO (100) RURAL 12/13 - Phase 1	117	2012/03/01	2025/06/30	R 1 144 032,00	R 6 426 069,62	30,764107	-22,897377	
749.	IRDP - Housing Construction Project Linked	INCREMENTAL - 2.2c INTEGRATED RESIDENTIAL DEVELOPMENT PROGRAMME: PHASE 2: TOP STRUCTURE CONSTRUCTION	VHEMBE/THULAMELA MUNI./TENDIWANGA (03) MILVET/ 23/24 - Phase 1	0	2023/10/01	2025/06/30	R 144 364,00	R 0,00	30,764107	-22,897377	
750.	IRDP - Housing Construction Project Linked	RURAL - 4.2 RURAL SUBSIDY COMMUNAL LAND RIGHTS	VHEMBE/THULAMELA MUNI./TENDIWANGA (10) BLOCKED 23/24 - Phase 1	5	2023/04/01	2025/06/30	R 180 506,00	R 0,00	30,764107	-22,897377	
751.	Rural Housing Project	RURAL - 4.2 RURAL SUBSIDY COMMUNAL LAND RIGHTS	WATERBERG/BELA-BELA MUNI./TTR INFRASTRUCTURE (155) RURAL 23/24 - Phase 1	6	2023/04/01	2025/06/30	R 2 595 749,00	R 17 702 073,60	28,274745	-24,87351	
752.	Rural Housing Project	RURAL - 4.2 RURAL SUBSIDY COMMUNAL LAND RIGHTS	WATERBERG/LEPHALALE MUNI./DN DLUDLU(200) RURAL 23/24 - Phase 1	35	2023/04/01	2025/06/30	R 4 292 624,00	R 24 929 387,09	28,021046	-23,337283	
753.	Rural Housing Project	RURAL - 4.2 RURAL SUBSIDY COMMUNAL LAND RIGHTS	WATERBERG/LEPHALALE MUNI./KGOTSO MOKONE(200)RURAL 23/24 - Phase 1	0	2023/04/01	2025/06/30	R 4 835 451,00	R 22 404 748,80	28,021046	-23,337283	
754.	Rural Housing Project	RURAL - 4.2 RURAL SUBSIDY COMMUNAL LAND RIGHTS	WATERBERG/LEPHALALE MUNI./KHUM MK (182) RURAL 24/25 - Phase 1	37	2025/01/04	2025/06/30	R 29 534 659,00	R 0,00	28,021046	-23,337283	
755.	CRU Project	SOCIAL_RENTAL - 3.3b COMMUNITY	WATERBERG/LEPHALALE MUNI./RHEILAND JV QINISA/CRU 16/17 - Phase 1	500	2016/04/01	2025/06/30	R 30 736 135,00	R 93 479 147,20	28,021046	-23,337283	

		RESIDENTIAL UNITS CONSTRUCTED								
756.	Rural Housing Project	RURAL - 4.2 RURAL SUBSIDY COMMUNAL LAND RIGHTS	WATERBERG/LEPHALALE MUNI./SMTM CONSTRU (80) RURAL 21/22 - Phase 1	1	2021/06/02	2025/06/30	R 87 782,00	R 10 259 258,10	28.086490	-23.573880
757.	Rural Housing Project	RURAL - 4.2 RURAL SUBSIDY COMMUNAL LAND RIGHTS	WATERBERG/MOGALAKWENA MUNI./ALL AFRIKA (200) RURAL 23/24 - Phase 1	5	2023/04/01	2025/06/30	R 1 097 469,00	R 33 140 000,00	28.957730	-23.950130
758.	Rural Housing Project	RURAL - 4.2 RURAL SUBSIDY COMMUNAL LAND RIGHTS	WATERBERG/MOGALAKWENA MUNI./HLALES (36) RURAL 22/23 - Phase 1	6	2022/07/01	2025/06/30	R 805 483,00	R 5 039 697,60	28.957730	-23.950130
759.	Progress Payment Housing Project	RURAL - 4.2 RURAL SUBSIDY COMMUNAL LAND RIGHTS	WATERBERG/MOGALAKWENA MUNI./KOEPHU (07) MILVET 23/24 - Phase 1	0	2023/04/01	2025/06/30	R 96 243,00	R 0,00	28.957730	-23.950130
760.	Rural Housing Project	RURAL - 4.2 RURAL SUBSIDY COMMUNAL LAND RIGHTS	WATERBERG/MOGALAKWENA MUNI./KOEPHU (200 RURAL 23/24 - Phase 1	7	2023/02/28	2025/06/30	R 920 000,00	R 27 734 049,00	28.957730	-23.950130
761.	Rural Housing Project	RURAL - 4.2 RURAL SUBSIDY COMMUNAL LAND RIGHTS	WATERBERG/MOGALAKWENA MUNI./MOTHIKENI (67) RURAL 21/22 - Phase 1	15	2021/08/20	2025/06/30	R 1 246 001,00	R 9 988 446,00	28.957730	-23.950130
762.	Progress Payment Housing Project	INCREMENTAL - 2.2c INTEGRATED RESIDENTIAL DEVELOPMENT PROGRAMME: PHASE 2: TOP STRUCTURE CONSTRUCTION	WATERBERG/THABAZIMBI MUNI./BRUNEL ENG (200) URBAN 23/24 - Phase 1	0	2023/04/01	2025/06/30	R 2 505 431,00	R 29 360 771,20	27,380041	-24,573523
763.	Rural Housing Project	RURAL - 4.2 RURAL SUBSIDY COMMUNAL LAND RIGHTS	WATERBERG/LEPHALALE MUNI./MOKHUTLOANE(80)RURAL 23/24 - Phase 1	4	2023/04/01	2025/06/30	R 956 144,00	R 13 220 640,00	28,021046	-23,337283
764.	Rural Housing Project	RURAL - 4.2 RURAL SUBSIDY COMMUNAL LAND RIGHTS	VHEMBE/MAKHADO MUNI./ROSWIKA (40) RURAL 24/25 - Phase 1	31	2024/12/09	2025/06/30	R 5 910 832,00	R 0,00	30,07151	-23,145991
765.	IRDP - Housing Construction Project Linked	INCREMENTAL - 2.2c INTEGRATED RESIDENTIAL DEVELOPMENT PROGRAMME: PHASE 2: TOP STRUCTURE CONSTRUCTION	VHEMBE/COLLINS CHABANE MUNI./SELAELO (03) MILVET 23/24 - Phase 1	2	2023/01/04	2025/06/30	R 381 344,00	R 0,00	29,666198	-23,497899
766.	IRDP - Housing Construction Project Linked	INCREMENTAL - 2.2c INTEGRATED RESIDENTIAL DEVELOPMENT PROGRAMME: PHASE 2: TOP STRUCTURE CONSTRUCTION	WATERBERG/LEPHALALE MUNI./RAMKOL (100) URBAN 24/25 - Phase 1	21	2024/01/12	2025/07/31	R 18 117 200,00	R 0,00	28,021046	-23,337283
767.	IRDP - Housing Construction Project Linked	INCREMENTAL - 2.2c INTEGRATED RESIDENTIAL DEVELOPMENT	WATERBERG/LEPHALALE MUNI./JAMNAR (100) URBAN 24/25 - Phase 1	22	2024/02/12	2025/07/31	R 18 117 200,00	R 0,00	28,021046	-23,337283

		PROGRAMME: PHASE 2: TOP STRUCTURE CONSTRUCTION									
768.	IRDP - Housing Construction Project Linked	INCREMENTAL - 2.2c INTEGRATED RESIDENTIAL DEVELOPMENT PROGRAMME: PHASE 2: TOP STRUCTURE CONSTRUCTION	WATERBERG/MODIMOLLE-MOOKGOPONG MUNI./RSMM (83) URBAN 24/25 - Phase 1	23	2024/01/05	2025/06/30	R 15 468 150,00	R 0,00	28,434707	-24,692946	
769.	IRDP - Housing Construction Project Linked	INCREMENTAL - 2.2c INTEGRATED RESIDENTIAL DEVELOPMENT PROGRAMME: PHASE 2: TOP STRUCTURE CONSTRUCTION	WATERBERG/MODIMOLLE-MOOKGOPONG MUNI./YABO RENA(45)URBAN/24/25 - Phase 1	45	2024/02/05	2025/06/30	R 8 152 740,00	R 0,00	28,434707	-24,692946	
770.	IRDP - Housing Construction Project Linked	INCREMENTAL - 2.2c INTEGRATED RESIDENTIAL DEVELOPMENT PROGRAMME: PHASE 2: TOP STRUCTURE CONSTRUCTION	WATERBERG/MOGALAKWENA MUNI./RSMM (20) URBAN 24/25 - Phase 1	50	2024/02/05	2025/06/30	R 11 171 758,00	R 0,00	28,957730	-23,950130	
771.	IRDP - Housing Construction Project Linked	INCREMENTAL - 2.2c INTEGRATED RESIDENTIAL DEVELOPMENT PROGRAMME: PHASE 2: TOP STRUCTURE CONSTRUCTION	WATERBERG/THABAZIMBI MUNI./ZOHRA KHAN DEVELOPERS(39) URBAN 24/25 - Phase 1	5	2024/08/01	2025/06/31	R 4 292 624,00	R 1 992 892,00	27,380041	-24,573523	
772.	OPSCAP	RURAL - 4.2 RURAL SUBSIDY COMMUNAL LAND RIGHTS	POLOKWANE LOCAL MUNICIPALITY - Phase 1	255	2024/02/02	2025/06/31	R 60 651 240,00	R 18 847 323,00	29,351074	-23,846739	
773.	Rural Housing Project	RURAL - 4.2 RURAL SUBSIDY COMMUNAL LAND RIGHTS	VHEMBE/MUSINA MUNI./HLAKOLE(49) RURAL 25/26 - Phase 1	30	2025/01/04	2025/09/30	R 7 135 440,00	R 0,00	30,006908	-22,345484	
774.	Rural Housing Project	RURAL - 4.2 RURAL SUBSIDY COMMUNAL LAND RIGHTS	VHEMBE/MUSINA MUNI./MAPHALAKARABO (49) RURAL 25/26 - Phase 1	30	2025/01/04	2025/09/30	R 7 135 440,00	R 0,00	30,006908	-22,345484	
775.	Rural Housing Project	RURAL - 4.2 RURAL SUBSIDY COMMUNAL LAND RIGHTS	MOPANI/TZANEEN MUNI./CATCH 22 (73) RURAL 25/26 - Phase 1	38	2025/01/04	2025/12/31	R 9 038 224,00	R 0,00	30,334325	-23,888528	
776.	Rural Housing Project	RURAL - 4.2 RURAL SUBSIDY COMMUNAL LAND RIGHTS	VHEMBE/COLLINS CHABANE MUNI./EMOLE (73) RURAL 25/26 - Phase 1	37	2025/01/04	2025/12/31	R 8 800 376,00	R 0,00	29,666198	-23,497899	
777.	Rural Housing Project	RURAL - 4.2 RURAL SUBSIDY COMMUNAL LAND RIGHTS	SEKHU/MAKHUDUTHAMAGA MUNI./MUTHATHE (43) RURAL 25/26 - Phase 1	28	2025/01/04	2025/09/30	R 6 659 744,00	R 0,00	29,871203	-24,757555	
778.	Rural Housing Project	RURAL - 4.2 RURAL SUBSIDY	VHEMBE/THULAMELA MUNI./ROSWIKA (73) RURAL 25/26 - Phase 1	35	2025/01/04	2025/12/31	R 8 324 680,00	R 0,00	30,764107	-22,897377	

		COMMUNAL LAND RIGHTS								
779.	Rural Housing Project	RURAL - 4.2 RURAL SUBSIDY COMMUNAL LAND RIGHTS	WATERBERG/MOGALAKWENA MUNI./SPLISH SPLASH (73) 25/26 - Phase 1	15	2025/01/04	2025/12/31	R 3 567 720,00	R 0,00	28.957730	-23.950130
780.	Rural Housing Project	RURAL - 4.2 RURAL SUBSIDY COMMUNAL LAND RIGHTS	WATERBERG/LEPHALALE MUNI./NTSHIZA'S TECHNICAL (160) RURAL 25/26 - Phase 1	81	2025/04/01	2026/03/31	R 6 897 592,00	R 0,00	28,021046	-23,337283
781.	Rural Housing Project	RURAL - 4.2 RURAL SUBSIDY COMMUNAL LAND RIGHTS	WATERBERG/MOGALAKWENA MUNI./SOMANDLA (52) RURAL 25/26 - Phase 1	39	2025/01/04	2025/12/31	R 9 276 072,00	R 0,00	28.957730	-23.950130
782.	Rural Housing Project	RURAL - 4.2 RURAL SUBSIDY COMMUNAL LAND RIGHTS	CAPRICORN/LEPELLE-NKUMPI MUNI./SOMANDLA (21) RURAL 25/26 - Phase 1	15	2025/01/04	2025/12/31	R 3 567 720,00	R 0,00	29,37143	-24,329295
783.	Rural Housing Project	RURAL - 4.2 RURAL SUBSIDY COMMUNAL LAND RIGHTS	CAPRICORN/MOLEMOLE MUNI./MAHLAKU A MOSEBO (161) RURAL 25/26 - Phase 1	19	2025/04/01	2026/03/31	R 4 519 112,00	R 0,00	29,666198	-23,497899
784.	Rural Housing Project	RURAL - 4.2 RURAL SUBSIDY COMMUNAL LAND RIGHTS	SEKHU/FETAKGOMO-TUBATSE MUNI./ZOHRA KHAN (161) RURAL 25/26 - Phase 1	109	2025/04/01	2026/03/31	R 8 103 337,00	R 0,00	30.605503	-24.473166,
785.	Rural Housing Project	RURAL - 4.2 RURAL SUBSIDY COMMUNAL LAND RIGHTS	CAPRICORN/LEPELLE-NKUMPI MUNI./MUTHATHE (30) RURAL 25/26 - Phase 1	25	2025/01/04	2025/12/31	R 5 946 200,00	R 0,00	29,37143	-24,329295
786.	Rural Housing Project	RURAL - 4.2 RURAL SUBSIDY COMMUNAL LAND RIGHTS	MOPANI/LETABA MUNI./MAMONDO (161) RURAL 25/26 - Phase 1	28	2025/04/01	2026/03/31	R 6 659 744,00	R 0,00	30,373861	-23,467871
787.	IRDP - Housing Construction Project Linked	INCREMENTAL - 2.2c INTEGRATED RESIDENTIAL DEVELOPMENT PROGRAMME: PHASE 2: TOP STRUCTURE CONSTRUCTION	WATERBERG/THABAZIMBI MUNI./ASIMA (161) URBAN 25/26 - Phase 1	125	2025/04/01	2026/03/31	R 32 438 749,00	R 0,00	27,380041	-24,573523
788.	Rural Housing Project	RURAL - 4.2 RURAL SUBSIDY COMMUNAL LAND RIGHTS	MOPANI/GIYANI MUNI./T & C CIVILS (31) RURAL 25/26 - Phase 1	19	2025/01/04	2025/09/30	R 4 519 112,00	R 0,00	30,801669	-23,303899
789.	Rural Housing Project	RURAL - 4.2 RURAL SUBSIDY COMMUNAL LAND RIGHTS	SEKHU/EPHRAIM MOGALE MUNI./MAVISO (160) RURAL 25/26 - Phase 1	47	2025/01/04	2025/09/30	R 11 178 856,00	R 0,00	29,403397	-24,976964
790.	Rural Housing Project	RURAL - 4.2 RURAL SUBSIDY COMMUNAL LAND RIGHTS	VHEMBE/COLLINS CHABANE MUNI./T & C CIVILS (18) RURAL 25/26 - Phase 1	13	2025/01/04	2025/09/30	R 3 092 024,00	R 0,00	29,666198	-23,497899
791.	Rural Housing Project	RURAL - 4.2 RURAL SUBSIDY COMMUNAL LAND RIGHTS	WATERBERG/MOGALAKWENA MUNI./LEDILE(18) RURAL 25/26 - Phase 1	18	2025/01/04	2025/09/30	R 4 281 264,00	R 0,00	28.957730	-23.950130
792.	Rural Housing Project	RURAL - 4.2 RURAL SUBSIDY	MOPANI/GIYANI MUNI./MAMONDO (161) RURAL 52/26 - Phase 1	90	2025/04/01	2026/03/31	R 7 135 440,00	R 0,00	30,801669	-23,303899

		COMMUNAL LAND RIGHTS								
793.	Rural Housing Project	RURAL - 4.2 RURAL SUBSIDY COMMUNAL LAND RIGHTS	WATERBERG/LEPHALALE MUNI./LEDILE (31) RURAL 25/26 - Phase 1	20	2025/01/04	2025/09/30	R 4 756 960,00	R 0,00	28,021046	-23,337283
794.	Rural Housing Project	RURAL - 4.2 RURAL SUBSIDY COMMUNAL LAND RIGHTS	CAPRICORN/BLOUBERG MUNI./MAHLAKU A MESEBO (161) RURAL 25/26 - Phase 1	29	2025/04/01	2026/03/31	R 6 897 592,00	R 0,00	E 29.054155	S 23.188127
795.	Rural Housing Project	RURAL - 4.2 RURAL SUBSIDY COMMUNAL LAND RIGHTS	VHEMBE/MUSINA MUNI./MAHLAKU A MOSEBO (161) RURAL 25/26 - Phase 1	26	2025/04/01	2026/03/31	R 6 184 048,00	R 0,00	30,006908	-22,345484
796.	Rural Housing Project	RURAL - 4.2 RURAL SUBSIDY COMMUNAL LAND RIGHTS	VHEMBE/THULAMELA MUNI./MC TEE (10) RURAL 25/26 - Phase 1	10	2025/01/04	2025/09/30	R 2 378 480,00	R 0,00	30,764107	-22,897377
797.	Rural Housing Project	RURAL - 4.2 RURAL SUBSIDY COMMUNAL LAND RIGHTS	VHEMBE/MAKHADO MUNI./MAEDZA (160) RURAL 25/26 - Phase 1	118	2025/04/01	2026/03/31	R 8 816 881,00	R 0,00	30,07151	-23,145991
798.	Rural Housing Project	RURAL - 4.2 RURAL SUBSIDY COMMUNAL LAND RIGHTS	VHEMBE/COLLINS CHABANE MUNI./MC TEE (39) RURAL 25/26 - Phase 1	24	2025/01/04	2025/09/30	R 5 708 352,00	R 0,00	29,666198	-23,497899
799.	Rural Housing Project	RURAL - 4.2 RURAL SUBSIDY COMMUNAL LAND RIGHTS	CAPRICORN/MOLEMOLE MUNI./BALO (16) RURAL 25/26 - Phase 1	11	2025/01/04	2025/09/30	R 2 616 328,00	R 0,00	29,666198	-23,497899
800.	Rural Housing Project	RURAL - 4.2 RURAL SUBSIDY COMMUNAL LAND RIGHTS	SEKHU/EPHRAIM MOGALE MUNI./BALO (33) RURAL 25/26 - Phase 1	20	2025/01/04	2025/09/30	R 4 756 960,00	R 0,00	29,403397	-24,976964
801.	IRDP - Housing Construction Project Linked	INCREMENTAL - 2.2c INTEGRATED RESIDENTIAL DEVELOPMENT PROGRAMME: PHASE 2: TOP STRUCTURE CONSTRUCTION	WATERBERG/MODIMOLLE-MOOKGOPHONG MUNI./MIKATEKO (49) URBAN 25/26 - Phase 1	25	2025/01/04	2025/09/30	R 5 708 700,00	R 0,00	28,434707	-24,692946
802.	Rural Housing Project	RURAL - 4.2 RURAL SUBSIDY COMMUNAL LAND RIGHTS	SEKHU/FETAKGOMO-TUBATSE MUNI./MOKHUTLOANE (35) RURAL 25/26 - Phase 1	29	2025/01/04	2025/09/30	R 6 897 592,00	R 0,00	30.605503	-24.473166,
803.	Rural Housing Project	RURAL - 4.2 RURAL SUBSIDY COMMUNAL LAND RIGHTS	SEKHU/MAKHUDUTHAMAGA MUNI./MOKHUTLOANE (14) RURAL 25/26 - Phase 1	12	2025/01/04	2025/09/30	R 2 854 176,00	R 0,00	29,871203	-24,757555
804.	Rural Housing Project	RURAL - 4.2 RURAL SUBSIDY COMMUNAL LAND RIGHTS	WATERBERG/BELA-BELA MUNI./LEKGOHWANE (59) RURAL 25/26 - Phase 1	44	2025/01/04	2025/12/31	R 10 465 312,00	R 0,00	28,274745	-24,87351
805.	IRDP - Housing Construction Project Linked	INCREMENTAL - 2.2c INTEGRATED RESIDENTIAL DEVELOPMENT PROGRAMME: PHASE 2: TOP	WATERBERG/MODIMOLLE-MOOKGOPHONG MUNI./LEKGOHWANE(14) URBAN 25/26 - Phase 1	11	2025/01/04	2025/12/31	R 2 511 828,00	R 0,00	28,434707	-24,692946

		STRUCTURE CONSTRUCTION									
806.	Rural Housing Project	RURAL - 4.2 RURAL SUBSIDY COMMUNAL LAND RIGHTS	SEKHU/FETAKGOMO-TUBATSE MUNI./NHLOHLORHI (60) RURAL 25/26 - Phase 1	30	2025/01/04	2025/12/31	R 7 135 440,00	R 0,00	30.605503	-24.473166,	
807.	IRDP - Housing Construction Project Linked	INCREMENTAL - 2.2c INTEGRATED RESIDENTIAL DEVELOPMENT PROGRAMME: PHASE 2: TOP STRUCTURE CONSTRUCTION	SEKHU/FETAKGOMO-TUBATSE MUNI./NHLOHLORHI 13) URBAN 25/26 - Phase 1	4	2025/01/04	2025/12/31	R 913 392,00	R 0,00	29,879058	-23,04827	
808.	Rural Housing Project	RURAL - 4.2 RURAL SUBSIDY COMMUNAL LAND RIGHTS	VHEMBE/THULAMELA MUNI./TENDIWANGA (73) RURAL 25/26 - Phase 1	33	2025/01/04	2025/12/31	R 7 848 984,00	R 0,00	30,764107	-22,897377	
809.	IRDP - Housing Construction Project Linked	INCREMENTAL - 2.2c INTEGRATED RESIDENTIAL DEVELOPMENT PROGRAMME: PHASE 2: TOP STRUCTURE CONSTRUCTION	VHEMBE/THULAMELA MUNI./TENDIWANGA (10) 24/25 - Phase 1	10	2025/01/04	2025/12/31	R 2 283 480,00	R 0,00	30,764107	-22,897377	
810.	IRDP - Housing Construction Project Linked	INCREMENTAL - 2.2c INTEGRATED RESIDENTIAL DEVELOPMENT PROGRAMME: PHASE 2: TOP STRUCTURE CONSTRUCTION	WATERBERG/THABAZIMBI MUNI./KOEPHU (57) URBAN 25/26 - Phase 1	20	2025/01/04	2025/12/31	R 4 566 960,00	R 0,00	27,380041	-24,573523	
811.	Rural Housing Project	RURAL - 4.2 RURAL SUBSIDY COMMUNAL LAND RIGHTS	WATERBERG/BELA-BELA MUNI./KOEPHU (16) RURAL 25/26 - Phase 1	11	2025/01/04	2025/12/31	R 2 616 328,00	R 0,00	28,274745	-24,87351	
812.	IRDP - Housing Construction Project Linked	INCREMENTAL - 2.2c INTEGRATED RESIDENTIAL DEVELOPMENT PROGRAMME: PHASE 2: TOP STRUCTURE CONSTRUCTION	WATERBERG/BELA-BELA MUNI./KOEPHU BUS ENTERPRISE (57) URBAN 25/26 - Phase 1	20	2025/04/01	2025/12/31	R 4 566 960,00	R 0,00	28,274745	-24,87351	
813.	Rural Housing Project	RURAL - 4.2 RURAL SUBSIDY COMMUNAL LAND RIGHTS	SEKHU/ELIAS MOTSOALEDI MUNI./MAVISO PROJECTS (160) RURAL 25/26 - Phase 1	108	2025/04/01	2026/03/31	R 7 865 489,00	R 0,00	29.618483	-24.965735,	
814.	Rural Housing Project	RURAL - 4.2 RURAL SUBSIDY COMMUNAL LAND RIGHTS	SEKHU/MAKHUDUTHAMAGA MUNI./MAVISO PROJECTS(160) RURAL 25/26 - Phase 1	29	2025/04/01	2026/03/31	R 6 897 592,00	R 0,00	29,871203	-24,757555	
815.	Rural Housing Project	RURAL - 4.2 RURAL SUBSIDY COMMUNAL LAND RIGHTS	VHEMBE/COLLINS CHABANE MUNI./MAEDZA (160) RURAL 25/26 - Phase 1	21	2025/04/01	2026/03/31	R 4 994 808,00	R 0,00	29,666198	-23,497899	
816.	Rural Housing Project	RURAL - 4.2 RURAL SUBSIDY COMMUNAL LAND RIGHTS	MOPANI/BA-PHALABORWA MUNI./CIVIL ELEMENT (160) RURAL 25/26 - Phase 1	30	2025/04/01	2026/03/31	R 7 135 440,00	R 0,00	31,065949	-23,98719	

Human Settlements and Traditional Affairs | 2025/2026

817.	Rural Housing Project	RURAL - 4.2 RURAL SUBSIDY COMMUNAL LAND RIGHTS	MOPANI/TZANEEN MUNI./CIVIL ELEMENT (160) RURAL 25/26 - Phase 1	34	2025/04/01	2026/03/31	R 9 393 920,00	R 0,00	30,334325	-23,888528
818.	Rural Housing Project	RURAL - 4.2 RURAL SUBSIDY COMMUNAL LAND RIGHTS	MOPANI/LETABA MUNI./KUMBATIA HOLDINGS (49) RURAL 25/26 - Phase 1	30	2025/04/01	2025/09/30	R 7 135 440,00	R 0,00	30,373861	-23,467871
819.	Rural Housing Project	RURAL - 4.2 RURAL SUBSIDY COMMUNAL LAND RIGHTS	WATERBERG/LEPHALALE MUNI./PGN CIVILS (49) RURAL 25/26 - Phase 1	29	2025/04/01	2025/09/30	R 6 897 592,00	R 0,00	28,021046	-23,337283
820.	Rural Housing Project	RURAL - 4.2 RURAL SUBSIDY COMMUNAL LAND RIGHTS	SEKHU/FETAKGOMO-TUBATSE MUNI./LH LANGA (49) RURAL 25/26 - Phase 1	29	2025/04/01	2025/09/30	R 6 897 592,00	R 0,00	29,879058	-23,04827
821.	IRDP - Housing Construction Project Linked	INCREMENTAL - 2.2c INTEGRATED RESIDENTIAL DEVELOPMENT PROGRAMME: PHASE 2: TOP STRUCTURE CONSTRUCTION	WATERBERG/MODIMOLLE-MOOKGOPONG MUNI./MIKATEKO (49) RURAL 25/26 - Phase 1	30	2025/04/01	2025/09/30	R 7 135 440,00	R 0,00	28,434707	-24,692946
822.	Rural Housing Project	RURAL - 4.2 RURAL SUBSIDY COMMUNAL LAND RIGHTS	MOPANI/TZANEEN MUNI./CATCH 22 (73) RURAL 25/26 - Phase 1	33	2025/04/01	2025/12/31	R 7 848 984,00	R 0,00	30,334325	-23,888528
823.	Rural Housing Project	RURAL - 4.2 RURAL SUBSIDY COMMUNAL LAND RIGHTS	CAPRICON/BLOUBERG MUNI./XALAMUKA (45) RURAL 23/24 - Phase 1	1	2023/04/01	2025/06/30	R 239 036,00	R 5 877 062,10	E 28.799638	S 23.083530
824.	CRU Project	SOCIAL_RENTAL - 3.3b COMMUNITY RESIDENTIAL UNITS CONSTRUCTED	VHEMBE/MAKHADO MUNI./TUBATSE(118)CRU/22/23 - Phase 1	14	2021/11/15	2025/06/30	R 13 000 000,00	R 1 718 531,64	29,879058	-23,04827
825.	Rural Housing Project	RURAL - 4.2 RURAL SUBSIDY COMMUNAL LAND RIGHTS	CAPRICON/LEPELLE-NKUMPI MUNI./BALO HOLDINGS (81) RURAL 23/24 - Phase 1	7	2023/04/01	2025/06/30	R 1 052 954,00	R 12 498 064,00	29,37143	-24,329295
826.	Rural Housing Project	RURAL - 4.2 RURAL SUBSIDY COMMUNAL LAND RIGHTS	CAPRICON/LEPELLE-NKUMPI MUNI./IXPLORE (192) 24/25 - Phase 1	35	2024/05/02	2025/06/30	R 6 673 520,00	R 0,00	29,470102	-24,301485
827.	IRDP - Housing Construction Project Linked	INCREMENTAL - 2.2c INTEGRATED RESIDENTIAL DEVELOPMENT PROGRAMME: PHASE 2: TOP STRUCTURE CONSTRUCTION	CAPRICON/LEPELLE-NKUMPI MUNI./IXPLORE(25)URBAN/24/25 - Phase 1	19	2023/09/01	2025/06/30	R 3 622 768,00	R 0,00	E 29.514861	S 23.304651
828.	Rural Housing Project	RURAL - 4.2 RURAL SUBSIDY COMMUNAL LAND RIGHTS	CAPRICON/LEPELLE-NKUMPI MUNI./MOJAPHAPI (45) RURAL 23/24 - Phase 1	2	2023/04/01	2025/06/30	R 300 844,00	R 7 337 970,00	29,37143	-24,329295
829.	Rural Housing Project	RURAL - 4.2 RURAL SUBSIDY COMMUNAL LAND RIGHTS	CAPRICON/MOLEMOLE MUNI./GIDEON (45) RURAL 23/24 - Phase 1	1	2023/04/01	2025/06/30	R 239 036,00	R 6 734 053,80	29,666198	-23,497899

Human Settlements and Traditional Affairs | 2025/2026

830.	Rural Housing Project	RURAL - 4.2 RURAL SUBSIDY COMMUNAL LAND RIGHTS	CAPRICON/MOLEMOLE MUNI./MONA (45) RURAL 24/25 - Phase 1	0	2024/05/15	2025/06/30	R 597 690,00	R 0,00	29,666198	-23,497899
831.	Rural Housing Project	RURAL - 4.2 RURAL SUBSIDY COMMUNAL LAND RIGHTS	CAPRICON/MOLEMOLE MUNI./NAXT MOST (70) RURAL 24/25 - Phase 1	0	2024/05/02	2025/06/30	R 1 340 582,00	R 1 742 874,64	29,666198	-23,497899
832.	Progress Payment Housing Project	RURAL - 4.2 RURAL SUBSIDY COMMUNAL LAND RIGHTS	CAPRICON/POLOKWANE MUNI./MOTHIKENI (09) MILVET 23/24 - Phase 1	1	2023/04/01	2025/06/30	R 239 036,00	R 0,00	29,351074	-23,846739
833.	Discount Benefit Scheme	FINANCIAL - 1.3 ENHANCED EXTENDED DISCOUNT BENEFIT SCHEME (EEDBS)	EEDBS/SA SONYANA (500) 21/22 EEDBS - Phase 1	0	2021/06/07	2025/06/30	R 104 250,00	R 89 553,00	29,454879	-23,903594
834.	OPSCAP	FINANCIAL - 1.8 OPERATIONAL CAPITAL BUDGET	IMPLEMENTING AGENT/HDA/MTOP/23/24 - Phase 1	0	2023/04/01	2026/03/31	R 37 006 520,00	R 0,00	29,351074	-23,846739
835.	OPSCAP	PROVINCIAL SPECIFIC PROGRAMMES	IMPLEMENTING AGENT/HDA/BENDOR EXT 100/23/24 - Phase 1	0	2023/04/01	2026/03/31	R 6 000 000,00	R 0,00	29,351074	-23,846739
836.	OPSCAP	PROVINCIAL SPECIFIC PROGRAMMES	IMPLETING AGENT/HAD/TENURE RESTORATION/TITTLE DEEDS/23/24 - Phase 1	0	2023/04/01	2026/03/31	R 4 588 400,00	R 2 511 600,00	29,351074	-23,846739
837.	Rural Housing Project	RURAL - 4.2 RURAL SUBSIDY COMMUNAL LAND RIGHTS	CAPRICON/BLOUBERG MUNI./EMOLE (72) RURAL 24/25 - Phase 1	0	2024/05/02	2025/01/31	R 1 334 704,00	R 0,00	E 28.799638	S 23.083530
838.	Rural Housing Project	RURAL - 4.2 RURAL SUBSIDY COMMUNAL LAND RIGHTS	CAPRICON/BLOUBERG MUNI./MAWEJA (45) RURAL 24/25 - Phase 1	14	2024/05/02	2025/06/30	R 2 669 408,00	R 0,00	E 29.054155	S 23.188127
839.	Financial Linked Individual Subsidy	FINANCIAL - 1.2 HOUSING FINANCE LINKED INDIVIDUAL SUBSIDY PROGRAMME	FLISP PROVINCIAL/RISIMA HOUSING FINANCE CORPORATION/23/24 - FLISP	70	2023/08/23	2026/03/31	R 7 245 000,00	R 0,00	29,351074	-23,846739
840.	OPSCAP	INCREMENTAL - 2.6 EMERGENCY HOUSING ASSISTANCE	IMPLEMENTING AGENT/HDA/500REMOVAL OF ASBESTOS 21/22 - Phase 1	0	2021/03/01	2025/08/31	R 13 000 000,00	R 54 220 000,00	29,351074	-23,846739
841.	OPSCAP	FINANCIAL - 1.10 NHBC ENROLMENT	NHBC ENROLLMENT 24/25 - Phase 1	0	2023/11/01	2025/06/30	R 25 000 000,00	R 8 998 251,12	29,351074	-23,846739
842.	Rural Housing Project	RURAL - 4.2 RURAL SUBSIDY COMMUNAL LAND RIGHTS	MOPANI/BA-PHALABORWA MUNI./MABALENG (193) RURAL 23/24 - Phase 1	0	2023/04/01	2025/06/30	R 179 802,00	R 31 813 289,20	31,065949	-23,98719
843.	Rural Housing Project	RURAL - 4.2 RURAL SUBSIDY COMMUNAL LAND RIGHTS	MOPANI/LETABA MUNI./FLUID CON (45) RURAL 23/24 - Phase 1	5	2023/04/01	2025/06/30	R 616 543,00	R 7 397 730,00	30,373861	-23,467871
844.	Progress Payment Housing Project	RURAL - 4.2 RURAL SUBSIDY COMMUNAL LAND RIGHTS	MOPANI/TZANEEN MUNI./ASIMA (02) MILVET 23/24 - Phase 1	0	2023/09/04	2025/06/30	R 239 036,00	R 239 036,00	30,334325	-23,888528
845.	Rural Housing Project	RURAL - 4.2 RURAL SUBSIDY COMMUNAL LAND RIGHTS	MOPANI/TZANEEN MUNI./ASIMA (180) RURAL 24/25 - Phase 1	27	2024/05/02	2025/06/30	R 11 816 265,00	R 0,00	30,334325	-23,888528

Human Settlements and Traditional Affairs | 2025/2026

846.	CRU Project	SOCIAL_RENTAL - 3.3b COMMUNITY RESIDENTIAL UNITS CONSTRUCTED	MOPANI/TZANEEN MUNI./RHANDZO/CRU/24/25 - Phase 1	0	2023/11/23	2026/11/30	R 13 000 000,00	R 0,00	30.10'38"	23.51'36"
847.	Rural Housing Project	RURAL - 4.2 RURAL SUBSIDY COMMUNAL LAND RIGHTS	MOPANI/MARULENG MUNI./MABE (45) RURAL 24/25 - Phase 1	22	2024/05/02	2025/06/30	R 4 264 571,00	R 0,00	30,616573	-24,359651
848.	Rural Housing Project	RURAL - 4.2 RURAL SUBSIDY COMMUNAL LAND RIGHTS	MOPANI/MARULENG MUNI./RAMATSOBANE (198) RURAL 24/25 - Phase 1	13	2024/05/02	2025/06/30	R 17 899 478,00	R 0,00	30,616573	-24,359651
849.	Rural Housing Project	RURAL - 4.2 RURAL SUBSIDY COMMUNAL LAND RIGHTS	MOPANI/BA-PHALABORWA MUNI./RHELELA (45) RURAL 24/25 - Phase 1	0	2024/05/02	2025/06/30	R 5 147 148,00	R 0,00	31.08'27.85	23 563 476
850.	Rural Housing Project	RURAL - 4.2 RURAL SUBSIDY COMMUNAL LAND RIGHTS	MOPANI/TZANEEN MUNI./SHOPHY & JACK (72) RURAL 24/25 - Phase 1	26	2024/06/06	2025/06/28	R 5 697 071,00	R 0,00	30.14581 107	-23,81677461
851.	Rural Housing Project	RURAL - 4.2 RURAL SUBSIDY COMMUNAL LAND RIGHTS	SEKHU/ELIAS MOTSOLEDI MUNI./CAPOTEX (136) RURAL 23/24 - Phase 1	62	2023/04/01	2025/06/30	R 5 149 756,00	R 16 220 796,90	29.211637	-25.313731
852.	Rural Housing Project	RURAL - 4.2 RURAL SUBSIDY COMMUNAL LAND RIGHTS	SEKHU/ELIAS MOTSOLEDI MUNI./SILVER EDGE (36) RURAL 22/23 - Phase 1	4	2022/07/01	2025/06/30	R 561 879,00	R 3 040 328,10	29.211637	-25.313731
853.	Rural Housing Project	RURAL - 4.2 RURAL SUBSIDY COMMUNAL LAND RIGHTS	SEKHU/EPHRAIM MOGALE MUNI./KOKO (76) RURAL 24/25 - Phase 1	35	2024/06/06	2025/06/30	R 6 650 773,00	R 0,00	29,403397	-24,976964
854.	Rural Housing Project	RURAL - 4.2 RURAL SUBSIDY COMMUNAL LAND RIGHTS	SEKHU/EPHRAIM MOGALE MUNI./MASAILOR (76) RURAL 24/25 - Phase 1	40	2024/06/06	2025/06/30	R 7 626 880,00	R 0,00	29,403397	-24,976964
855.	Rural Housing Project	RURAL - 4.2 RURAL SUBSIDY COMMUNAL LAND RIGHTS	SEKHU/FETAKGOMO-TUBATSE MUNI./ASIMA(85)RURAL/23/24 - Phase 1	0	2023/11/09	2025/06/30	R 2 052 596,00	R 6 332 261,70	30.034506	-24.347773,
856.	Rural Housing Project	RURAL - 4.2 RURAL SUBSIDY COMMUNAL LAND RIGHTS	SEKHU/FETAKGOMO-TUBATSE MUNI./ECOTROOPERS 197) RURAL 24/25 - Phase 1	40	2024/06/06	2025/06/30	R 7 626 880,00	R 0,00	30.034506	-24.347773,
857.	Progress Payment Housing Project	RURAL - 4.2 RURAL SUBSIDY COMMUNAL LAND RIGHTS	SEKHU/FETAKGOMO-TUBATSE MUNI./HLAKOLE (04) MILVET 23/24 - Phase 1	4	2023/04/01	2025/06/30	R 167 326,00	R 0,00	30.034506	-24.347773,
858.	Rural Housing Project	RURAL - 4.2 RURAL SUBSIDY COMMUNAL LAND RIGHTS	SEKHU/FETAKGOMO-TUBATSE MUNI./NTSHIANA TADING (91) RURAL 23/24 - Phase 1	15	2023/04/01	2025/06/30	R 1 711 594,00	R 11 807 344,10	30.605503	-24.473166,
859.	Rural Housing Project	RURAL - 4.2 RURAL SUBSIDY COMMUNAL LAND RIGHTS	SEKHU/FETAKGOMO-TUBATSE MUNI./PGN CIVILS (200) RURAL 23/24 - Phase 1	0	2023/04/01	2025/06/30	R 919 319,00	R 32 591 933,60	30.605503	-24.473166,
860.	IRDP - Housing Construction Project Linked	INCREMENTAL - 2.2c INTEGRATED RESIDENTIAL DEVELOPMENT PROGRAMME:	SEKHU/MAKHUDUTHAMAGA MUNI./HLAKOLE (03) MILVET/23/24 - Phase 1	3	2023/04/01	2025/06/30	R 226 055,00	R 478 072,40	29,871203	-24,757555

		PHASE 2: TOP STRUCTURE CONSTRUCTION								
861.	Rural Housing Project	RURAL - 4.2 RURAL SUBSIDY COMMUNAL LAND RIGHTS	SEKHU/ELIAS MOTSOALEDI MUNI./SIBONGILE THEMBISILE (179) RURAL 24/25 - Phase 1	40	2024/05/02	2025/06/30	R 7 626 880,00	R 0,00	29.602809	-25.010130,
862.	Rural Housing Project	RURAL - 4.2 RURAL SUBSIDY COMMUNAL LAND RIGHTS	SEKHU/ELIAS MOTSOALEDI MUNI./ZOHRA (64) RURAL 23/24 - Phase 1	28	2024/09/01	2025/06/30	R 4 471 104,00	R 0,00	29.618483	-24.965735,
863.	Rural Housing Project	RURAL - 4.2 RURAL SUBSIDY COMMUNAL LAND RIGHTS	SEKHU/FETAKGOMO-TUBATSE MUNI./CHISA (179) RURAL 24/25 - Phase 1	39	2024/05/02	2025/06/30	R 7 436 280,00	R 0,00	30.034506	-24.347773,
864.	Rural Housing Project	RURAL - 4.2 RURAL SUBSIDY COMMUNAL LAND RIGHTS	SEKHU/FETAKGOMO-TUBATSE MUNI./LLETS (29) RURAL 24/25 - Phase 1	10	2024/04/07	2025/06/30	R 1 257 498,00	R 419 166,00	29.910871	-24.487577,
865.	Rural Housing Project	RURAL - 4.2 RURAL SUBSIDY COMMUNAL LAND RIGHTS	SEKHU/FETAKGOMO-TUBATSE MUNI./MANEKWANE (72) RURAL 24/25	36	2024/04/07	2025/06/30	R 6 921 839,00	R 0,00	30.605503	-24.473166,
866.	Rural Housing Project	RURAL - 4.2 RURAL SUBSIDY COMMUNAL LAND RIGHTS	SEKHU/FETAKGOMO-TUBATSE MUNI./MOAFRIKA CONS (45) RURAL 24/25 - Phase 1	25	2024/05/02	2025/06/30	R 4 766 800,00	R 0,00	29.965840	-24.847673.
867.	Rural Housing Project	RURAL - 4.2 RURAL SUBSIDY COMMUNAL LAND RIGHTS	SEKHU/MAKHUDUTHAMAGA MUNI./BROOKLYNN (190) RURAL 24/25 - Phase 1	40	2024/05/02	2025/06/30	R 7 626 880,00	R 0,00	29.765053	-24.924913.
868.	Rural Housing Project	RURAL - 4.2 RURAL SUBSIDY COMMUNAL LAND RIGHTS	VHEMBE/COLLINS CHABANE MUNI./NICOLE (45) RURAL 24/25 - Phase 1	56	2024/05/02	2025/06/30	R 10 677 632,00	R 0,00	29,666198	-23,497899
869.	Rural Housing Project	RURAL - 4.2 RURAL SUBSIDY COMMUNAL LAND RIGHTS	VHEMBE/COLLINS CHABANE MUNI./SOMANDLA (200) RURAL 23/24 - Phase 1	0	2023/04/01	2025/06/30	R 349 203,00	R 31 905 426,80	29,666198	-23,497899
870.	Rural Housing Project	RURAL - 4.2 RURAL SUBSIDY COMMUNAL LAND RIGHTS	VHEMBE/MAKHADO MUNI./AROCON (183) RURAL 24/25 - Phase 1	57	2024/05/02	2025/06/30	R 10 868 304,00	R 0,00	29.8034*	23.1196*
871.	Rural Housing Project	RURAL - 4.2 RURAL SUBSIDY COMMUNAL LAND RIGHTS	VHEMBE/MAKHADO MUNI./FLUID CONSTRUCTION (20) RURAL 24/25 - Phase 1	9	2024/05/02	2025/06/30	R 1 716 048,00	R 0,00	30.1067*	23.2055*
872.	Rural Housing Project	RURAL - 4.2 RURAL SUBSIDY COMMUNAL LAND RIGHTS	VHEMBE/MAKHADO MUNI./KUMBATIA HOLDINGS (80) RURAL 23/24 - Phase 1	2	2023/04/01	2025/06/30	R 2 274 279,00	R 8 647 579,00	30,007478	-22,90524
873.	CRU Project	SOCIAL_RENTAL - 3.3b COMMUNITY RESIDENTIAL UNITS CONSTRUCTED	VHEMBE/MAKHADO MUNI./LUMAR (118) CRU 22/23 - Phase 1	0	2022/11/17	2025/06/30	R 7 000 000,00	R 0,00	29,879058	-23,04827
874.	Rural Housing Project	RURAL - 4.2 RURAL SUBSIDY COMMUNAL LAND RIGHTS	VHEMBE/MAKHADO MUNI./MOTHIKENI INV (73) RURAL 24/25 - Phase 1	42	2024/05/02	2025/06/30	R 8 008 224,00	R 0,00	30.1223*	22.9244*
875.	Rural Housing Project	RURAL - 4.2 RURAL SUBSIDY	VHEMBE/MAKHADO MUNI./SPLISH SPLASH (40) RURAL 24/25 - Phase 1	0	2024/04/07	2025/06/30	R 419 177,00	R 0,00	30.0045*	22.9051*

		COMMUNAL LAND RIGHTS									
876.	Rural Housing Project	RURAL - 4.2 RURAL SUBSIDY COMMUNAL LAND RIGHTS	VHEMBE/MAKHADO MUNI./TUBATSE (200) RURAL 23/24 - Phase 1	15	2023/04/01	2025/06/30	R 2 860 080,00	R 8 287 488,20	29,879058	-23,04827	
877.	Rural Housing Project	RURAL - 4.2 RURAL SUBSIDY COMMUNAL LAND RIGHTS	VHEMBE/MUSINA MUNI./MUTHATHE (183) RURAL 24/25 - Phase 1	14	2024/05/02	2025/06/30	R 13 347 040,00	R 0,00	30,006908	-22,345484	
878.	Rural Housing Project	RURAL - 4.2 RURAL SUBSIDY COMMUNAL LAND RIGHTS	VHEMBE/MUSINA MUNI./T & C (183) RURAL 24/25 - Phase 1	62	2024/04/30	2025/06/30	R 13 537 712,00	R 0,00	30,006908	-22,345484	
879.	Rural Housing Project	RURAL - 4.2 RURAL SUBSIDY COMMUNAL LAND RIGHTS	VHEMBE/MUTALE MUNI./RIVERWALK(94)RURAL/16/17 - Phase 1	15	2016/08/19	2025/06/30	R 142 001,00	R 4 509 852,71	30,442566	-22,785048	
880.	Progress Payment Housing Project	RURAL - 4.2 RURAL SUBSIDY COMMUNAL LAND RIGHTS	VHEMBE/THULAMELA MUNI./AKANI CONSTR. (350) UNBLOCKING 24/25 - Phase 1	113	2024/06/24	2025/06/30	R 1 716 048,00	R 3 012 382,31	30,589120	-22,904266	
881.	Progress Payment Housing Project	RURAL - 4.2 RURAL SUBSIDY COMMUNAL LAND RIGHTS	VHEMBE/THULAMELA MUNI./ELIMASH (02) MILVET 23/24 - Phase 1	0	2023/04/01	2025/06/30	R 361 698,00	R 119 518,00	30,764107	-22,897377	
882.	Rural Housing Project	RURAL - 4.2 RURAL SUBSIDY COMMUNAL LAND RIGHTS	VHEMBE/THULAMELA MUNI./ELIMASH (200) RURAL 23/24 - Phase 1	22	2023/04/01	2025/06/30	R 16 969 808,00	R 22 904 135,10	30,764107	-22,897377	
883.	Rural Housing Project	RURAL - 4.2 RURAL SUBSIDY COMMUNAL LAND RIGHTS	VHEMBE/THULAMELA MUNI./FANANG DIATLA (182) RURAL 24/25 - Phase 1	50	2024/06/24	2025/06/30	R 9 533 600,00	R 0,00	30,764107	-22,897377	
884.	Rural Housing Project	RURAL - 4.2 RURAL SUBSIDY COMMUNAL LAND RIGHTS	VHEMBE/THULAMELA MUNI./LEDILE (183) RURAL 24/25 - Phase 1	22	2024/06/24	2025/06/30	R 15 063 088,00	R 0,00	30,764107	-22,897377	
885.	Rural Housing Project	RURAL - 4.2 RURAL SUBSIDY COMMUNAL LAND RIGHTS	VHEMBE/THULAMELA MUNI./NHLANGANO (100) RURAL 12/13 - Phase 1	117	2012/03/01	2025/06/30	R 1 144 032,00	R 6 426 069,62	30,764107	-22,897377	
886.	IRDP - Housing Construction Project Linked	INCREMENTAL - 2.2c INTEGRATED RESIDENTIAL DEVELOPMENT PROGRAMME: PHASE 2: TOP STRUCTURE CONSTRUCTION	VHEMBE/THULAMELA MUNI./TENDIWANGA (03) MILVET/ 23/24 - Phase 1	0	2023/10/01	2025/06/30	R 144 364,00	R 0,00	30,764107	-22,897377	
887.	IRDP - Housing Construction Project Linked	RURAL - 4.2 RURAL SUBSIDY COMMUNAL LAND RIGHTS	VHEMBE/THULAMELA MUNI./TENDIWANGA (10) BLOCKED 23/24 - Phase 1	5	2023/04/01	2025/06/30	R 180 506,00	R 0,00	30,764107	-22,897377	
888.	Rural Housing Project	RURAL - 4.2 RURAL SUBSIDY COMMUNAL LAND RIGHTS	WATERBERG/BELA-BELA MUNI./TTR INFRASTRUCTURE (155) RURAL 23/24 - Phase 1	6	2023/04/01	2025/06/30	R 2 595 749,00	R 17 702 073,60	28,274745	-24,87351	
889.	Rural Housing Project	RURAL - 4.2 RURAL SUBSIDY	WATERBERG/LEPHALALE MUNI./DN DUUDLU(200) RURAL 23/24 - Phase 1	35	2023/04/01	2025/06/30	R 4 292 624,00	R 24 929 387,09	28,021046	-23,337283	

		COMMUNAL LAND RIGHTS									
890.	Rural Housing Project	RURAL - 4.2 RURAL SUBSIDY COMMUNAL LAND RIGHTS	WATERBERG/LEPHALALE MUNI./KGOTSO MOKONE(200)RURAL 23/24 - Phase 1	0	2023/04/01	2025/06/30	R 4 835 451,00	R 22 404 748,80	28,021046	-23,337283	
891.	Rural Housing Project	RURAL - 4.2 RURAL SUBSIDY COMMUNAL LAND RIGHTS	WATERBERG/LEPHALALE MUNI./KHUM MK (182) RURAL 24/25 - Phase 1	37	2024/08/01	2025/06/30	R 29 534 659,00	R 0,00	28,021046	-23,337283	
892.	CRU Project	SOCIAL_RENTAL - 3.3b COMMUNITY RESIDENTIAL UNITS CONSTRUCTED	WATERBERG/LEPHALALE MUNI./RHEILAND JV QINISA/CRU 16/17 - Phase 1	500	2016/04/01	2025/06/30	R 30 736 135,00	R 93 479 147,20	28,021046	-23,337283	
893.	Rural Housing Project	RURAL - 4.2 RURAL SUBSIDY COMMUNAL LAND RIGHTS	WATERBERG/LEPHALALE MUNI./SMTM CONSTRU (80) RURAL 21/22 - Phase 1	1	2021/06/02	2025/06/30	R 87 782,00	R 10 259 258,10	28,086490	-23,573880	
894.	Rural Housing Project	RURAL - 4.2 RURAL SUBSIDY COMMUNAL LAND RIGHTS	WATERBERG/MOGALAKWENA MUNI./ALL AFRIKA (200) RURAL 23/24 - Phase 1	5	2023/04/01	2025/06/30	R 1 097 469,00	R 33 140 000,00	28,957730	-23,950130	
895.	Rural Housing Project	RURAL - 4.2 RURAL SUBSIDY COMMUNAL LAND RIGHTS	WATERBERG/MOGALAKWENA MUNI./HLALES (36) RURAL 22/23 - Phase 1	6	2022/07/01	2025/06/30	R 805 483,00	R 5 039 697,60	28,957730	-23,950130	
896.	Progress Payment Housing Project	RURAL - 4.2 RURAL SUBSIDY COMMUNAL LAND RIGHTS	WATERBERG/MOGALAKWENA MUNI./KOEPHU (07) MILVET 23/24 - Phase 1	0	2023/04/01	2025/06/30	R 96 243,00	R 0,00	28,957730	-23,950130	
897.	Rural Housing Project	RURAL - 4.2 RURAL SUBSIDY COMMUNAL LAND RIGHTS	WATERBERG/MOGALAKWENA MUNI./KOEPHU (200) RURAL 23/24 - Phase 1	7	2023/02/28	2025/06/30	R 920 000,00	R 27 734 049,00	28,957730	-23,950130	
898.	Rural Housing Project	RURAL - 4.2 RURAL SUBSIDY COMMUNAL LAND RIGHTS	WATERBERG/MOGALAKWENA MUNI./MOTHIKENI (67) RURAL 21/22 - Phase 1	15	2021/08/20	2025/06/30	R 1 246 001,00	R 9 988 446,00	28,957730	-23,950130	
899.	Progress Payment Housing Project	INCREMENTAL - 2.2c INTEGRATED RESIDENTIAL DEVELOPMENT PROGRAMME: PHASE 2: TOP STRUCTURE CONSTRUCTION	WATERBERG/THABAZIMBI MUNI./BRUNEL ENG (200) URBAN 23/24 - Phase 1	0	2023/04/01	2025/06/30	R 2 505 431,00	R 29 360 771,20	27,380041	-24,573523	
900.	Rural Housing Project	RURAL - 4.2 RURAL SUBSIDY COMMUNAL LAND RIGHTS	WATERBERG/LEPHALALE MUNI./MOKHUTLOANE(80)RURAL 23/24 - Phase 1	4	2023/04/01	2025/06/30	R 956 144,00	R 13 220 640,00	28,021046	-23,337283	
901.	Rural Housing Project	RURAL - 4.2 RURAL SUBSIDY COMMUNAL LAND RIGHTS	VHEMBE/MAKHADO MUNI./ROSWIKA (40) RURAL 24/25 - Phase 1	31	2024/12/09	2025/06/30	R 5 910 832,00	R 0,00	30,07151	-23,145991	
902.	IRDP - Housing Construction Project Linked	INCREMENTAL - 2.2c INTEGRATED RESIDENTIAL DEVELOPMENT PROGRAMME: PHASE 2: TOP	VHEMBE/COLLINS CHABANE MUNI./SELAELO (03) MILVET 23/24 - Phase 1	2	2023/01/04	2025/06/30	R 381 344,00	R 0,00	29,666198	-23,497899	

		STRUCTURE CONSTRUCTION									
903.	IRDP - Housing Construction Project Linked	INCREMENTAL - 2.2c INTEGRATED RESIDENTIAL DEVELOPMENT PROGRAMME: PHASE 2: TOP STRUCTURE CONSTRUCTION	WATERBERG/LEPHALALE MUNI./RAMKOL (100) URBAN 24/25 - Phase 1	21	2024/01/12	2025/07/31	R 18 117 200,00	R 0,00	28,021046	-23,337283	
904.	IRDP - Housing Construction Project Linked	INCREMENTAL - 2.2c INTEGRATED RESIDENTIAL DEVELOPMENT PROGRAMME: PHASE 2: TOP STRUCTURE CONSTRUCTION	WATERBERG/LEPHALALE MUNI./JAMNAR (100) URBAN 24/25 - Phase 1	22	2024/02/12	2025/07/31	R 18 117 200,00	R 0,00	28,021046	-23,337283	
905.	IRDP - Housing Construction Project Linked	INCREMENTAL - 2.2c INTEGRATED RESIDENTIAL DEVELOPMENT PROGRAMME: PHASE 2: TOP STRUCTURE CONSTRUCTION	WATERBERG/MODIMOLLE-MOOKGOPONG MUNI./RSMM (83) URBAN 24/25 - Phase 1	23	2024/01/05	2025/06/30	R 15 468 150,00	R 0,00	28,434707	-24,692946	
906.	IRDP - Housing Construction Project Linked	INCREMENTAL - 2.2c INTEGRATED RESIDENTIAL DEVELOPMENT PROGRAMME: PHASE 2: TOP STRUCTURE CONSTRUCTION	WATERBERG/MODIMOLLE-MOOKGOPONG MUNI./YABO RENA(45)URBAN/24/25 - Phase 1	45	2024/02/05	2025/06/30	R 8 152 740,00	R 0,00	28,434707	-24,692946	
907.	IRDP - Housing Construction Project Linked	INCREMENTAL - 2.2c INTEGRATED RESIDENTIAL DEVELOPMENT PROGRAMME: PHASE 2: TOP STRUCTURE CONSTRUCTION	WATERBERG/MOGALAKWENA MUNI./RSMM (20) URBAN 24/25 - Phase 1	50	2024/02/05	2025/06/30	R 11 171 758,00	R 0,00	28,957730	-23,950130	
908.	IRDP - Housing Construction Project Linked	INCREMENTAL - 2.2c INTEGRATED RESIDENTIAL DEVELOPMENT PROGRAMME: PHASE 2: TOP STRUCTURE CONSTRUCTION	WATERBERG/THABAZIMBI MUNI./ZOHRA KHAN DEVELOPERS(39) URBAN 24/25 - Phase 1	5	2024/08/01	2025/06/31	R 4 292 624,00	R 1 992 892,00	27,380041	-24,573523	
909.	OPSCAP	RURAL - 4.2 RURAL SUBSIDY COMMUNAL LAND RIGHTS	POLOKWANE LOCAL MUNICIPALITY - Phase 1	255	2024/02/02	2025/06/31	R 60 651 240,00	R 18 847 323,00	29,351074	-23,846739	
910.	Rural Housing Project	RURAL - 4.2 RURAL SUBSIDY COMMUNAL LAND RIGHTS	VHEMBE/MUSINA MUNI./HLAKOLE(49) RURAL 25/26 - Phase 1	30	2025/01/04	2025/09/30	R 7 135 440,00	R 0,00	30,006908	-22,345484	
911.	Rural Housing Project	RURAL - 4.2 RURAL SUBSIDY COMMUNAL LAND RIGHTS	VHEMBE/MUSINA MUNI./MAPHALAKARABO (49) RURAL 25/26 - Phase 1	30	2025/01/04	2025/09/30	R 7 135 440,00	R 0,00	30,006908	-22,345484	

Human Settlements and Traditional Affairs | 2025/2026

912.	Rural Housing Project	RURAL - 4.2 RURAL SUBSIDY COMMUNAL LAND RIGHTS	MOPANI/TZANEEN MUNI./CATCH 22 (73) RURAL 25/26 - Phase 1	38	2025/01/04	2025/12/31	R 9 038 224,00	R 0,00	30,334325	-23,888528
913.	Rural Housing Project	RURAL - 4.2 RURAL SUBSIDY COMMUNAL LAND RIGHTS	VHEMBE/COLLINS CHABANE MUNI./EMOLE (73) RURAL 25/26 - Phase 1	37	2025/01/04	2025/12/31	R 8 800 376,00	R 0,00	29,666198	-23,497899
914.	Rural Housing Project	RURAL - 4.2 RURAL SUBSIDY COMMUNAL LAND RIGHTS	SEKHU/MAKHUDUTHAMAGA MUNI./MUTHATHE (43) RURAL 25/26 - Phase 1	28	2025/01/04	2025/09/30	R 6 659 744,00	R 0,00	29,871203	-24,757555
915.	Rural Housing Project	RURAL - 4.2 RURAL SUBSIDY COMMUNAL LAND RIGHTS	VHEMBE/THULAMELA MUNI./ROSWIKA (73) RURAL 25/26 - Phase 1	35	2025/01/04	2025/12/31	R 8 324 680,00	R 0,00	30,764107	-22,897377
916.	Rural Housing Project	RURAL - 4.2 RURAL SUBSIDY COMMUNAL LAND RIGHTS	WATERBERG/MOGALAKWENA MUNI./SPLISH SPLASH (73) 25/26 - Phase 1	15	2025/01/04	2025/12/31	R 3 567 720,00	R 0,00	28,957730	-23,950130
917.	Rural Housing Project	RURAL - 4.2 RURAL SUBSIDY COMMUNAL LAND RIGHTS	WATERBERG/LEPHALALE MUNI./NTSHIZA'S TECHNICAL (160) RURAL 25/26 - Phase 1	81	2025/04/01	2026/03/31	R 6 897 592,00	R 0,00	28,021046	-23,337283
918.	Rural Housing Project	RURAL - 4.2 RURAL SUBSIDY COMMUNAL LAND RIGHTS	WATERBERG/MOGALAKWENA MUNI./SOMANDLA (52) RURAL 25/26 - Phase 1	39	2025/01/04	2025/12/31	R 9 276 072,00	R 0,00	28,957730	-23,950130
919.	Rural Housing Project	RURAL - 4.2 RURAL SUBSIDY COMMUNAL LAND RIGHTS	CAPRICORN/LEPELLE-NKUMPI MUNI./SOMANDLA (21) RURAL 25/26 - Phase 1	15	2025/01/04	2025/12/31	R 3 567 720,00	R 0,00	29,37143	-24,329295
920.	Rural Housing Project	RURAL - 4.2 RURAL SUBSIDY COMMUNAL LAND RIGHTS	CAPRICORN/MOLEMOLE MUNI./MAHLAKU A MOSEBO (161) RURAL 25/26 - Phase 1	19	2025/04/01	2026/03/31	R 4 519 112,00	R 0,00	29,666198	-23,497899
921.	Rural Housing Project	RURAL - 4.2 RURAL SUBSIDY COMMUNAL LAND RIGHTS	SEKHU/FETAKGOMO-TUBATSE MUNI./ZOHRA KHAN (161) RURAL 25/26 - Phase 1	109	2025/04/01	2026/03/31	R 8 103 337,00	R 0,00	30,605503	-24,473166,
922.	Rural Housing Project	RURAL - 4.2 RURAL SUBSIDY COMMUNAL LAND RIGHTS	CAPRICORN/LEPELLE-NKUMPI MUNI./MUTHATHE (30) RURAL 25/26 - Phase 1	25	2025/01/04	2025/12/31	R 5 946 200,00	R 0,00	29,37143	-24,329295
923.	Rural Housing Project	RURAL - 4.2 RURAL SUBSIDY COMMUNAL LAND RIGHTS	MOPANI/LETABA MUNI./MAMONDO (161) RURAL 25/26 - Phase 1	28	2025/04/01	2026/03/31	R 6 659 744,00	R 0,00	30,373861	-23,467871
924.	IRDP - Housing Construction Project Linked	INCREMENTAL - 2.2c INTEGRATED RESIDENTIAL DEVELOPMENT PROGRAMME: PHASE 2: TOP STRUCTURE CONSTRUCTION	WATERBERG/THABAZIMBI MUNI./ASIMA (161) URBAN 25/26 - Phase 1	125	2025/04/01	2026/03/31	R 32 438 749,00	R 0,00	27,380041	-24,573523
925.	Rural Housing Project	RURAL - 4.2 RURAL SUBSIDY COMMUNAL LAND RIGHTS	MOPANI/GIYANI MUNI./T & C CIVILS (31) RURAL 25/26 - Phase 1	19	2025/01/04	2025/09/30	R 4 519 112,00	R 0,00	30,801669	-23,303899

Human Settlements and Traditional Affairs | 2025/2026

926.	Rural Housing Project	RURAL - 4.2 RURAL SUBSIDY COMMUNAL LAND RIGHTS	SEKHU/EPHRAIM MOGALE MUNI./MAVISO (160) RURAL 25/26 - Phase 1	47	2025/01/04	2025/09/30	R 11 178 856,00	R 0,00	29,403397	-24,976964
927.	Rural Housing Project	RURAL - 4.2 RURAL SUBSIDY COMMUNAL LAND RIGHTS	VHEMBE/COLLINS CHABANE MUNI./T & C CIVILS (18) RURAL 25/26 - Phase 1	13	2025/01/04	2025/09/30	R 3 092 024,00	R 0,00	29,666198	-23,497899
928.	Rural Housing Project	RURAL - 4.2 RURAL SUBSIDY COMMUNAL LAND RIGHTS	WATERBERG/MOGALAKWENA MUNI./LEDILE(18) RURAL 25/26 - Phase 1	18	2025/01/04	2025/09/30	R 4 281 264,00	R 0,00	28,957730	-23,950130
929.	Rural Housing Project	RURAL - 4.2 RURAL SUBSIDY COMMUNAL LAND RIGHTS	MOPANI/GIYANI MUNI./MAMONDO (161) RURAL 52/26 - Phase 1	90	2025/04/01	2026/03/31	R 7 135 440,00	R 0,00	30,801669	-23,303899
930.	Rural Housing Project	RURAL - 4.2 RURAL SUBSIDY COMMUNAL LAND RIGHTS	WATERBERG/LEPHALALE MUNI./LEDILE (31) RURAL 25/26 - Phase 1	20	2025/01/04	2025/09/30	R 4 756 960,00	R 0,00	28,021046	-23,337283
931.	Rural Housing Project	RURAL - 4.2 RURAL SUBSIDY COMMUNAL LAND RIGHTS	CAPRICORN/BLOUBERG MUNI./MAHLAKU A MOSEBO (161) RURAL 25/26 - Phase 1	29	2025/04/01	2026/03/31	R 6 897 592,00	R 0,00	E 29,054155	S 23,188127
932.	Rural Housing Project	RURAL - 4.2 RURAL SUBSIDY COMMUNAL LAND RIGHTS	VHEMBE/MUSINA MUNI./MAHLAKU A MOSEBO (161) RURAL 25/26 - Phase 1	26	2025/04/01	2026/03/31	R 6 184 048,00	R 0,00	30,006908	-22,345484
933.	Rural Housing Project	RURAL - 4.2 RURAL SUBSIDY COMMUNAL LAND RIGHTS	VHEMBE/THULAMELA MUNI./MC TEE (10) RURAL 25/26 - Phase 1	10	2025/01/04	2025/09/30	R 2 378 480,00	R 0,00	30,764107	-22,897377
934.	Rural Housing Project	RURAL - 4.2 RURAL SUBSIDY COMMUNAL LAND RIGHTS	VHEMBE/MAKHADO MUNI./MAEDZA (160) RURAL 25/26 - Phase 1	118	2025/04/01	2026/03/31	R 8 816 881,00	R 0,00	30,07151	-23,145991
935.	Rural Housing Project	RURAL - 4.2 RURAL SUBSIDY COMMUNAL LAND RIGHTS	VHEMBE/COLLINS CHABANE MUNI./MC TEE (39) RURAL 25/26 - Phase 1	24	2025/01/04	2025/09/30	R 5 708 352,00	R 0,00	29,666198	-23,497899
936.	Rural Housing Project	RURAL - 4.2 RURAL SUBSIDY COMMUNAL LAND RIGHTS	CAPRICORN/MOLEMOLE MUNI./BALO (16) RURAL 25/26 - Phase 1	11	2025/01/04	2025/09/30	R 2 616 328,00	R 0,00	29,666198	-23,497899
937.	Rural Housing Project	RURAL - 4.2 RURAL SUBSIDY COMMUNAL LAND RIGHTS	SEKHU/EPHRAIM MOGALE MUNI./BALO (33) RURAL 25/26 - Phase 1	20	2025/01/04	2025/09/30	R 4 756 960,00	R 0,00	29,403397	-24,976964
938.	IRDP - Housing Construction Project Linked	INCREMENTAL - 2.2c INTEGRATED RESIDENTIAL DEVELOPMENT PROGRAMME: PHASE 2: TOP STRUCTURE CONSTRUCTION	WATERBERG/MODIMOLLE-MOOKGOPHONG MUNI./MIKATEKO (49) URBAN 25/26 - Phase 1	25	2025/01/04	2025/09/30	R 5 708 700,00	R 0,00	28,434707	-24,692946
939.	Rural Housing Project	RURAL - 4.2 RURAL SUBSIDY COMMUNAL LAND RIGHTS	SEKHU/FETAKGOMO-TUBATSE MUNI./MOKHUTLOANE (35) RURAL 25/26 - Phase 1	29	2025/01/04	2025/09/30	R 6 897 592,00	R 0,00	30,605503	-24,473166,

Human Settlements and Traditional Affairs | 2025/2026

940.	Rural Housing Project	RURAL - 4.2 RURAL SUBSIDY COMMUNAL LAND RIGHTS	SEKHU/MAKHUDUTHAMAGA MUNI./MOKHUTLOANE (14) RURAL 25/26 - Phase 1	12	2025/01/04	2025/09/30	R 2 854 176,00	R 0,00	29,871203	-24,757555
941.	Rural Housing Project	RURAL - 4.2 RURAL SUBSIDY COMMUNAL LAND RIGHTS	WATERBERG/BELA-BELA MUNI./LEKGOTHWANE (59) RURAL 25/26 - Phase 1	44	2025/01/04	2025/12/31	R 10 465 312,00	R 0,00	28,274745	-24,87351
942.	IRDP - Housing Construction Project Linked	INCREMENTAL - 2.2c INTEGRATED RESIDENTIAL DEVELOPMENT PROGRAMME: PHASE 2: TOP STRUCTURE CONSTRUCTION	WATERBERG/MODIMOLLE-MOOKGOPHONG MUNI./LEKGOTHOANE(14) URBAN 25/26 - Phase 1	11	2025/01/04	2025/12/31	R 2 511 828,00	R 0,00	28,434707	-24,692946
943.	Rural Housing Project	RURAL - 4.2 RURAL SUBSIDY COMMUNAL LAND RIGHTS	SEKHU/FETAKGOMO-TUBATSE MUNI./NHLOHLORHI (60) RURAL 25/26 - Phase 1	30	2025/01/04	2025/12/31	R 7 135 440,00	R 0,00	30,605503	-24,473166,
944.	IRDP - Housing Construction Project Linked	INCREMENTAL - 2.2c INTEGRATED RESIDENTIAL DEVELOPMENT PROGRAMME: PHASE 2: TOP STRUCTURE CONSTRUCTION	SEKHU/FETAKGOMO-TUBATSE MUNI./NHLOHLORHI 13) URBAN 25/26 - Phase 1	4	2025/01/04	2025/12/31	R 913 392,00	R 0,00	29,879058	-23,04827
945.	Rural Housing Project	RURAL - 4.2 RURAL SUBSIDY COMMUNAL LAND RIGHTS	VHEMBE/THULAMELA MUNI./TENDIWANGA (73) RURAL 25/26 - Phase 1	33	2025/01/04	2025/12/31	R 7 848 984,00	R 0,00	30,764107	-22,897377
946.	IRDP - Housing Construction Project Linked	INCREMENTAL - 2.2c INTEGRATED RESIDENTIAL DEVELOPMENT PROGRAMME: PHASE 2: TOP STRUCTURE CONSTRUCTION	VHEMBE/THULAMELA MUNI./TENDIWANGA (10) 24/25 - Phase 1	10	2025/01/04	2025/12/31	R 2 283 480,00	R 0,00	30,764107	-22,897377
947.	IRDP - Housing Construction Project Linked	INCREMENTAL - 2.2c INTEGRATED RESIDENTIAL DEVELOPMENT PROGRAMME: PHASE 2: TOP STRUCTURE CONSTRUCTION	WATERBERG/THABAZIMBI MUNI./KOEPHU (57) URBAN 25/26 - Phase 1	20	2025/01/04	2025/12/31	R 4 566 960,00	R 0,00	27,380041	-24,573523
948.	Rural Housing Project	RURAL - 4.2 RURAL SUBSIDY COMMUNAL LAND RIGHTS	WATERBERG/BELA-BELA MUNI./KOEPHU (16) RURAL 25/26 - Phase 1	11	2025/01/04	2025/12/31	R 2 616 328,00	R 0,00	28,274745	-24,87351
949.	IRDP - Housing Construction Project Linked	INCREMENTAL - 2.2c INTEGRATED RESIDENTIAL DEVELOPMENT PROGRAMME: PHASE 2: TOP STRUCTURE CONSTRUCTION	WATERBERG/BELA-BELA MUNI./KOEPHU BUS ENTERPRISE (57) URBAN 25/26 - Phase 1	20	2025/04/01	2025/12/31	R 4 566 960,00	R 0,00	28,274745	-24,87351
950.	Rural Housing Project	RURAL - 4.2 RURAL SUBSIDY	SEKHU/ELIAS MOTSOLEDI MUNI./MAVISO PROJECTS (160) RURAL 25/26 - Phase 1	108	2025/04/01	2026/03/31	R 7 865 489,00	R 0,00	29,618483	-24,965735,

Human Settlements and Traditional Affairs | 2025/2026

		COMMUNAL LAND RIGHTS									
951.	Rural Housing Project	RURAL - 4.2 RURAL SUBSIDY COMMUNAL LAND RIGHTS	SEKHU/MAKHUDUTHAMAGA MUNI./MAVISO PROJECTS(160) RURAL 25/26 - Phase 1	29	2025/04/01	2026/03/31	R 6 897 592,00	R 0,00	29,871203	-24,757555	
952.	Rural Housing Project	RURAL - 4.2 RURAL SUBSIDY COMMUNAL LAND RIGHTS	VHEMBE/COLLINS CHABANE MUNI./MAEDZA (160) RURAL 25/26 - Phase 1	21	2025/04/01	2026/03/31	R 4 994 808,00	R 0,00	29,666198	-23,497899	
953.	Rural Housing Project	RURAL - 4.2 RURAL SUBSIDY COMMUNAL LAND RIGHTS	MOPANI/BA-PHALABORWA MUNI./CIVIL ELEMENT (160) RURAL 25/26 - Phase 1	30	2025/04/01	2026/03/31	R 7 135 440,00	R 0,00	31,065949	-23,98719	
954.	Rural Housing Project	RURAL - 4.2 RURAL SUBSIDY COMMUNAL LAND RIGHTS	MOPANI/TZANEEN MUNI./CIVIL ELEMENT (160) RURAL 25/26 - Phase 1	34	2025/04/01	2026/03/31	R 9 393 920,00	R 0,00	30,334325	-23,888528	
955.	Rural Housing Project	RURAL - 4.2 RURAL SUBSIDY COMMUNAL LAND RIGHTS	MOPANI/LETABA MUNI./KUMBATIA HOLDINGS (49) RURAL 25/26 - Phase 1	30	2025/04/01	2025/09/30	R 7 135 440,00	R 0,00	30,373861	-23,467871	
956.	Rural Housing Project	RURAL - 4.2 RURAL SUBSIDY COMMUNAL LAND RIGHTS	WATERBERG/LEPHALE MUNI./PGN CIVILS (49) RURAL 25/26 - Phase 1	29	2025/04/01	2025/09/30	R 6 897 592,00	R 0,00	28,021046	-23,337283	
957.	Rural Housing Project	RURAL - 4.2 RURAL SUBSIDY COMMUNAL LAND RIGHTS	SEKHU/FETAKGOMO-TUBATSE MUNI./LH LANGA (49) RURAL 25/26 - Phase 1	29	2025/04/01	2025/09/30	R 6 897 592,00	R 0,00	29,879058	-23,04827	
958.	IRDP - Housing Construction Project Linked	INCREMENTAL - 2.2c INTEGRATED RESIDENTIAL DEVELOPMENT PROGRAMME: PHASE 2: TOP STRUCTURE CONSTRUCTION	WATERBERG/MODIMOLLE-MOOKGOPONG MUNI./MIKATEKO (49) RURAL 25/26 - Phase 1	30	2025/04/01	2025/09/30	R 7 135 440,00	R 0,00	28,434707	-24,692946	
959.	Rural Housing Project	RURAL - 4.2 RURAL SUBSIDY COMMUNAL LAND RIGHTS	MOPANI/TZANEEN MUNI./CATCH 22 (73) RURAL 25/26 - Phase 1	33	2025/04/01	2025/12/31	R 7 848 984,00	R 0,00	30,334325	-23,888528	
960.	Rural Housing Project	RURAL - 4.2 RURAL SUBSIDY COMMUNAL LAND RIGHTS	CAPRICON/BLOUBERG MUNI./XALAMUKA (45) RURAL 23/24 - Phase 1	1	2023/04/01	2025/06/30	R 239 036,00	R 5 877 062,10	E 28.799638	S 23.083530	
961.	CRU Project	SOCIAL_RENTAL - 3.3b COMMUNITY RESIDENTIAL UNITS CONSTRUCTED	VHEMBE/MAKHADO MUNI./TUBATSE(118)CRU/22/23 - Phase 1	14	2021/11/15	2025/06/30	R 13 000 000,00	R 1 718 531,64	29,879058	-23,04827	
962.	Rural Housing Project	RURAL - 4.2 RURAL SUBSIDY COMMUNAL LAND RIGHTS	CAPRICON/LEPELLE-NKUMPI MUNI./BALO HOLDINGS (81) RURAL 23/24 - Phase 1	7	2023/04/01	2025/06/30	R 1 052 954,00	R 12 498 064,00	29,37143	-24,329295	
963.	Rural Housing Project	RURAL - 4.2 RURAL SUBSIDY COMMUNAL LAND RIGHTS	CAPRICON/LEPELLE-NKUMPI MUNI./IXPLORE (192) 24/25 - Phase 1	35	2025/01/04	2025/06/30	R 6 673 520,00	R 0,00	29,470102	-24,301485	
964.	IRDP - Housing Construction Project Linked	INCREMENTAL - 2.2c INTEGRATED RESIDENTIAL	CAPRICON/LEPELLE-NKUMPI MUNI./IXPLORE(25)URBAN/24/25 - Phase 1	19	2023/09/01	2025/06/30	R 3 622 768,00	R 0,00	E 29.514861	S 23.304651	

		DEVELOPMENT PROGRAMME: PHASE 2: TOP STRUCTURE CONSTRUCTION									
965.	Rural Housing Project	RURAL - 4.2 RURAL SUBSIDY COMMUNAL LAND RIGHTS	CAPRICON/LEPELLE-NKUMPI MUNI./MOJAPHAPI (45) RURAL 23/24 - Phase 1	2	2023/04/01	2025/06/30	R 300 844,00	R 7 337 970,00	29,37143	-24,329295	
966.	Rural Housing Project	RURAL - 4.2 RURAL SUBSIDY COMMUNAL LAND RIGHTS	CAPRICON/MOLEMOLE MUNI./GIDEON (45) RURAL 23/24 - Phase 1	1	2023/04/01	2025/06/30	R 239 036,00	R 6 734 053,80	29,666198	-23,497899	
967.	Rural Housing Project	RURAL - 4.2 RURAL SUBSIDY COMMUNAL LAND RIGHTS	CAPRICON/MOLEMOLE MUNI./MONA (45) RURAL 24/25 - Phase 1	0	2024/05/15	2025/06/30	R 597 690,00	R 0,00	29,666198	-23,497899	
968.	Rural Housing Project	RURAL - 4.2 RURAL SUBSIDY COMMUNAL LAND RIGHTS	CAPRICON/MOLEMOLE MUNI./NAXT MOST (70) RURAL 24/25 - Phase 1	0	2024/05/02	2025/06/30	R 1 340 582,00	R 1 742 874,64	29,666198	-23,497899	
969.	Progress Payment Housing Project	RURAL - 4.2 RURAL SUBSIDY COMMUNAL LAND RIGHTS	CAPRICON/POLOKWANE MUNI./MOTHIKENI (09) MILVET 23/24 - Phase 1	1	2023/04/01	2025/06/30	R 239 036,00	R 0,00	29,351074	-23,846739	
970.	Discount Benefit Scheme	FINANCIAL - 1.3 ENHANCED EXTENDED DISCOUNT BENEFIT SCHEME (EEDBS)	EEDBS/SA SONYANA (500) 21/22 EEDBS - Phase 1	0	2021/06/07	2025/06/30	R 104 250,00	R 89 553,00	29,454879	-23,903594	
971.	OPSCAP	FINANCIAL - 1.8 OPERATIONAL CAPITAL BUDGET	IMPLEMENTING AGENT/HDA/MTOP/23/24 - Phase 1	0	2023/04/01	2026/03/31	R 37 006 520,00	R 0,00	29,351074	-23,846739	
972.	OPSCAP	PROVINCIAL SPECIFIC PROGRAMMES	IMPLEMENTING AGENT/HDA/BENDOR EXT 100/23/24 - Phase 1	0	2023/04/01	2026/03/31	R 6 000 000,00	R 0,00	29,351074	-23,846739	
973.	OPSCAP	PROVINCIAL SPECIFIC PROGRAMMES	IMPLEMENTING AGENT/HAD/TENURE RESTORATION/TITLE DEEDS/23/24 - Phase 1	0	2023/04/01	2026/03/31	R 4 588 400,00	R 2 511 600,00	29,351074	-23,846739	
974.	Rural Housing Project	RURAL - 4.2 RURAL SUBSIDY COMMUNAL LAND RIGHTS	CAPRICON/BLOUBERG MUNI./EMOLE (72) RURAL 24/25 - Phase 1	0	2024/05/02	2025/01/31	R 1 334 704,00	R 0,00	E 28.799638	S 23.083530	
975.	Rural Housing Project	RURAL - 4.2 RURAL SUBSIDY COMMUNAL LAND RIGHTS	CAPRICON/BLOUBERG MUNI./MAWEJA (45) RURAL 24/25 - Phase 1	14	2024/05/02	2025/06/30	R 2 669 408,00	R 0,00	E 29.054155	S 23.188127	
976.	Financial Linked Individual Subsidy	FINANCIAL - 1.2 HOUSING FINANCE LINKED INDIVIDUAL SUBSIDY PROGRAMME	FLISP PROVINCIAL/RISIMA HOUSING FINANCE CORPORATION/23/24 - FLISP	70	2023/08/23	2026/03/31	R 7 245 000,00	R 0,00	29,351074	-23,846739	
977.	OPSCAP	INCREMENTAL - 2.6 EMERGENCY HOUSING ASSISTANCE	IMPLEMENTING AGENT/HDA/500REMOVAL OF ASBESTOS 21/22 - Phase 1	0	2021/03/01	2025/08/31	R 13 000 000,00	R 54 220 000,00	29,351074	-23,846739	
978.	OPSCAP	FINANCIAL - 1.10 NHBRC ENROLMENT	NHBRC ENROLLMENT 24/25 - Phase 1	0	2023/11/01	2025/06/30	R 25 000 000,00	R 8 998 251,12	29,351074	-23,846739	
979.	Rural Housing Project	RURAL - 4.2 RURAL SUBSIDY	MOPANI/BA-PHALABORWA MUNI./MABALENG (193) RURAL 23/24 - Phase 1	0	2023/04/01	2025/06/30	R 179 802,00	R 31 813 289,20	31,065949	-23,98719	

		COMMUNAL LAND RIGHTS									
980.	Rural Housing Project	RURAL - 4.2 RURAL SUBSIDY COMMUNAL LAND RIGHTS	MOPANI/LETABA MUNI./FLUID CON (45) RURAL 23/24 - Phase 1	5	2023/04/01	2025/06/30	R 616 543,00	R 7 397 730,00	30,373861	-23,467871	
981.	Progress Payment Housing Project	RURAL - 4.2 RURAL SUBSIDY COMMUNAL LAND RIGHTS	MOPANI/TZANEEN MUNI./ASIMA (02) MILVET 23/24 - Phase 1	0	2023/09/04	2025/06/30	R 239 036,00	R 239 036,00	30,334325	-23,888528	
982.	Rural Housing Project	RURAL - 4.2 RURAL SUBSIDY COMMUNAL LAND RIGHTS	MOPANI/TZANEEN MUNI./ASIMA (180) RURAL 24/25 - Phase 1	27	2024/05/02	2025/06/30	R 11 816 265,00	R 0,00	30,334325	-23,888528	
983.	CRU Project	SOCIAL_RENTAL - 3.3b COMMUNITY RESIDENTIAL UNITS CONSTRUCTED	MOPANI/TZANEEN MUNI./RHANDZO/CRU/24/25 - Phase 1	0	2023/11/23	2026/11/30	R 13 000 000,00	R 0,00	30.10'38"	23.51'36"	
984.	Rural Housing Project	RURAL - 4.2 RURAL SUBSIDY COMMUNAL LAND RIGHTS	MOPANI/MARULENG MUNI./MABE (45) RURAL 24/25 - Phase 1	22	2024/05/02	2025/06/30	R 4 264 571,00	R 0,00	30,616573	-24,359651	
985.	Rural Housing Project	RURAL - 4.2 RURAL SUBSIDY COMMUNAL LAND RIGHTS	MOPANI/MARULENG MUNI./RAMATSOBANE (198) RURAL 24/25 - Phase 1	13	2024/05/02	2025/06/30	R 17 899 478,00	R 0,00	30,616573	-24,359651	
986.	Rural Housing Project	RURAL - 4.2 RURAL SUBSIDY COMMUNAL LAND RIGHTS	MOPANI/BA-PHALABORWA MUNI./RHELELA (45) RURAL 24/25 - Phase 1	0	2024/05/02	2025/06/30	R 5 147 148,00	R 0,00	31.08'27.85	23 563 476	
987.	Rural Housing Project	RURAL - 4.2 RURAL SUBSIDY COMMUNAL LAND RIGHTS	MOPANI/TZANEEN MUNI./SHOPHY & JACK (72) RURAL 24/25 - Phase 1	26	2024/06/06	2025/06/28	R 5 697 071,00	R 0,00	30.14581 107	-23,81677461	
988.	Rural Housing Project	RURAL - 4.2 RURAL SUBSIDY COMMUNAL LAND RIGHTS	SEKHU/ELIAS MOTSOALEDI MUNI./CAPOTEX (136) RURAL 23/24 - Phase 1	62	2023/04/01	2025/06/30	R 5 149 756,00	R 16 220 796,90	29.211637	-25.313731	
989.	Rural Housing Project	RURAL - 4.2 RURAL SUBSIDY COMMUNAL LAND RIGHTS	SEKHU/ELIAS MOTSOALEDI MUNI./SILVER EDGE (36) RURAL 22/23 - Phase 1	4	2022/07/01	2025/06/30	R 561 879,00	R 3 040 328,10	29.211637	-25.313731	
990.	Rural Housing Project	RURAL - 4.2 RURAL SUBSIDY COMMUNAL LAND RIGHTS	SEKHU/EPHRAIM MOGALE MUNI./KOKO (76) RURAL 24/25 - Phase 1	35	2024/06/06	2025/06/30	R 6 650 773,00	R 0,00	29,403397	-24,976964	
991.	Rural Housing Project	RURAL - 4.2 RURAL SUBSIDY COMMUNAL LAND RIGHTS	SEKHU/EPHRAIM MOGALE MUNI./MASAILOR (76) RURAL 24/25 - Phase 1	40	2024/06/06	2025/06/30	R 7 626 880,00	R 0,00	29,403397	-24,976964	
992.	Rural Housing Project	RURAL - 4.2 RURAL SUBSIDY COMMUNAL LAND RIGHTS	SEKHU/FETAKGOMO-TUBATSE MUNI./ASIMA(85)RURAL/23/24 - Phase 1	0	2023/11/09	2025/06/30	R 2 052 596,00	R 6 332 261,70	30.034506	-24.347773,	
993.	Rural Housing Project	RURAL - 4.2 RURAL SUBSIDY COMMUNAL LAND RIGHTS	SEKHU/FETAKGOMO-TUBATSE MUNI./ECOTROOPERS 197) RURAL 24/25 - Phase 1	40	2024/06/06	2025/06/30	R 7 626 880,00	R 0,00	30.034506	-24.347773,	
994.	Progress Payment Housing Project	RURAL - 4.2 RURAL SUBSIDY	SEKHU/FETAKGOMO-TUBATSE MUNI./HLAKOLE (04) MILVET 23/24 - Phase 1	4	2023/04/01	2025/06/30	R 167 326,00	R 0,00	30.034506	-24.347773,	

		COMMUNAL LAND RIGHTS									
995.	Rural Housing Project	RURAL - 4.2 RURAL SUBSIDY COMMUNAL LAND RIGHTS	SEKHU/FETAKGOMO-TUBATSE MUNI./NTSHIANA TADING (91) RURAL 23/24 - Phase 1	15	2023/04/01	2025/06/30	R 1 711 594,00	R 11 807 344,10	30.605503	-24.473166,	
996.	Rural Housing Project	RURAL - 4.2 RURAL SUBSIDY COMMUNAL LAND RIGHTS	SEKHU/FETAKGOMO-TUBATSE MUNI./PGN CIVILS (200) RURAL 23/24 - Phase 1	0	2023/04/01	2025/06/30	R 919 319,00	R 32 591 933,60	30.605503	-24.473166,	
997.	IRDP - Housing Construction Project Linked	INCREMENTAL - 2.2c INTEGRATED RESIDENTIAL DEVELOPMENT PROGRAMME: PHASE 2: TOP STRUCTURE CONSTRUCTION	SEKHU/MAKHUDUTHAMAGA MUNI./HLAKOLE (03) MILVET/23/24 - Phase 1	3	2023/04/01	2025/06/30	R 226 055,00	R 478 072,40	29,871203	-24,757555	
998.	Rural Housing Project	RURAL - 4.2 RURAL SUBSIDY COMMUNAL LAND RIGHTS	SEKHU/ELIAS MOTSOLEDI MUNI./SIBONGILE THEMBISILE (179) RURAL 24/25 - Phase 1	40	2024/05/02	2025/06/30	R 7 626 880,00	R 0,00	29.602809	-25.010130,	
999.	Rural Housing Project	RURAL - 4.2 RURAL SUBSIDY COMMUNAL LAND RIGHTS	SEKHU/ELIAS MOTSOLEDI MUNI./ZOHRA (64) RURAL 23/24 - Phase 1	28	2024/09/01	2025/06/30	R 4 471 104,00	R 0,00	29.618483	-24.965735,	
1000.	Rural Housing Project	RURAL - 4.2 RURAL SUBSIDY COMMUNAL LAND RIGHTS	SEKHU/FETAKGOMO-TUBATSE MUNI./CHISA (179) RURAL 24/25 - Phase 1	39	2024/05/02	2025/06/30	R 7 436 280,00	R 0,00	30.034506	-24.347773,	
1001.	Rural Housing Project	RURAL - 4.2 RURAL SUBSIDY COMMUNAL LAND RIGHTS	SEKHU/FETAKGOMO-TUBATSE MUNI./LLETS (29) RURAL 24/25 - Phase 1	10	2024/04/07	2025/06/30	R 1 257 498,00	R 419 166,00	29.910871	-24.487577,	
1002.	Rural Housing Project	RURAL - 4.2 RURAL SUBSIDY COMMUNAL LAND RIGHTS	SEKHU/FETAKGOMO-TUBATSE MUNI./MANEKWANE (72) RURAL 24/25	36	2025/01/04	2025/06/30	R 6 921 839,00	R 0,00	30.605503	-24.473166,	
1003.	Rural Housing Project	RURAL - 4.2 RURAL SUBSIDY COMMUNAL LAND RIGHTS	SEKHU/FETAKGOMO-TUBATSE MUNI./MOAFRIKA CONS (45) RURAL 24/25 - Phase 1	25	2024/05/02	2025/06/30	R 4 766 800,00	R 0,00	29.965840	-24.847673.	
1004.	Rural Housing Project	RURAL - 4.2 RURAL SUBSIDY COMMUNAL LAND RIGHTS	SEKHU/MAKHUDUTHAMAGA MUNI./BROOKLYNN (190)RURAL 24/25 - Phase 1	40	2024/05/02	2025/06/30	R 7 626 880,00	R 0,00	29.765053	-24.924913.	
1005.	Rural Housing Project	RURAL - 4.2 RURAL SUBSIDY COMMUNAL LAND RIGHTS	VHEMBE/COLLINS CHABANE MUNI./NICOLE (45) RURAL 24/25 - Phase 1	56	2025/01/04	2025/06/30	R 10 677 632,00	R 0,00	29,666198	-23,497899	
1006.	Rural Housing Project	RURAL - 4.2 RURAL SUBSIDY COMMUNAL LAND RIGHTS	VHEMBE/COLLINS CHABANE MUNI./SOMANDLA (200) RURAL 23/24 - Phase 1	0	2023/04/01	2025/06/30	R 349 203,00	R 31 905 426,80	29,666198	-23,497899	
1007.	Rural Housing Project	RURAL - 4.2 RURAL SUBSIDY COMMUNAL LAND RIGHTS	VHEMBE/MAKHADO MUNI./AROCON (183) RURAL 24/25 - Phase 1	57	2024/05/02	2025/06/30	R 10 868 304,00	R 0,00	29.8034*	23.1196*	
1008.	Rural Housing Project	RURAL - 4.2 RURAL SUBSIDY	VHEMBE/MAKHADO MUNI./FLUID CONSTRUCTION (20) RURAL 24/25 - Phase 1	9	2024/05/02	2025/06/30	R 1 716 048,00	R 0,00	30.1067*	23.2055*	

		COMMUNAL LAND RIGHTS									
1009.	Rural Housing Project	RURAL - 4.2 RURAL SUBSIDY COMMUNAL LAND RIGHTS	VHEMBE/MAKHADO MUNI./KUMBATIA HOLDINGS (80) RURAL 23/24 - Phase 1	2	2023/04/01	2025/06/30	R 2 274 279,00	R 8 647 579,00	30,007478	-22,90524	
1010.	CRU Project	SOCIAL_RENTAL - 3.3b COMMUNITY RESIDENTIAL UNITS CONSTRUCTED	VHEMBE/MAKHADO MUNI./LUMAR (118) CRU 22/23 - Phase 1	0	2022/11/17	2025/06/30	R 7 000 000,00	R 0,00	29,879058	-23,04827	
1011.	Rural Housing Project	RURAL - 4.2 RURAL SUBSIDY COMMUNAL LAND RIGHTS	VHEMBE/MAKHADO MUNI./MOTHIKENI INV (73) RURAL 24/25 - Phase 1	42	2024/05/02	2025/06/30	R 8 008 224,00	R 0,00	30.1223*	22.9244*	
1012.	Rural Housing Project	RURAL - 4.2 RURAL SUBSIDY COMMUNAL LAND RIGHTS	VHEMBE/MAKHADO MUNI./SPLISH SPLASH (40) RURAL 24/25 - Phase 1	0	2024/04/07	2025/06/30	R 419 177,00	R 0,00	30.0045*	22.9051*	
1013.	Rural Housing Project	RURAL - 4.2 RURAL SUBSIDY COMMUNAL LAND RIGHTS	VHEMBE/MAKHADO MUNI./TUBATSE (200) RURAL 23/24 - Phase 1	15	2023/04/01	2025/06/30	R 2 860 080,00	R 8 287 488,20	29,879058	-23,04827	
1014.	Rural Housing Project	RURAL - 4.2 RURAL SUBSIDY COMMUNAL LAND RIGHTS	VHEMBE/MUSINA MUNI./MUTHATHE (183) RURAL 24/25 - Phase 1	14	2024/05/02	2025/06/30	R 13 347 040,00	R 0,00	30,006908	-22,345484	
1015.	Rural Housing Project	RURAL - 4.2 RURAL SUBSIDY COMMUNAL LAND RIGHTS	VHEMBE/MUSINA MUNI./T & C (183) RURAL 24/25 - Phase 1	62	2024/04/30	2025/06/30	R 13 537 712,00	R 0,00	30,006908	-22,345484	
1016.	Rural Housing Project	RURAL - 4.2 RURAL SUBSIDY COMMUNAL LAND RIGHTS	VHEMBE/MUTALE MUNI./RIVERWALK(94)RURAL/16/17 - Phase 1	15	2016/08/19	2025/06/30	R 142 001,00	R 4 509 852,71	30,442566	-22,785048	
1017.	Progress Payment Housing Project	RURAL - 4.2 RURAL SUBSIDY COMMUNAL LAND RIGHTS	VHEMBE/THULAMELA MUNI./AKANI CONSTR. (350) UNBLOCKING 24/25 - Phase 1	113	2024/06/24	2025/06/30	R 1 716 048,00	R 3 012 382,31	30,589120	-22,904266	
1018.	Progress Payment Housing Project	RURAL - 4.2 RURAL SUBSIDY COMMUNAL LAND RIGHTS	VHEMBE/THULAMELA MUNI./ELIMASH (02) MILVET 23/24 - Phase 1	0	2023/04/01	2025/06/30	R 361 698,00	R 119 518,00	30,764107	-22,897377	
1019.	Rural Housing Project	RURAL - 4.2 RURAL SUBSIDY COMMUNAL LAND RIGHTS	VHEMBE/THULAMELA MUNI./ELIMASH (200) RURAL 23/24 - Phase 1	22	2023/04/01	2025/06/30	R 16 969 808,00	R 22 904 135,10	30,764107	-22,897377	
1020.	Rural Housing Project	RURAL - 4.2 RURAL SUBSIDY COMMUNAL LAND RIGHTS	VHEMBE/THULAMELA MUNI./FANANG DIATLA (182) RURAL 24/25 - Phase 1	50	2025/01/04	2025/06/30	R 9 533 600,00	R 0,00	30,764107	-22,897377	
1021.	Rural Housing Project	RURAL - 4.2 RURAL SUBSIDY COMMUNAL LAND RIGHTS	VHEMBE/THULAMELA MUNI./LEDILE (183) RURAL 24/25 - Phase 1	22	2025/01/04	2025/06/30	R 15 063 088,00	R 0,00	30,764107	-22,897377	
1022.	Rural Housing Project	RURAL - 4.2 RURAL SUBSIDY COMMUNAL LAND RIGHTS	VHEMBE/THULAMELA MUNI./NHLANGANO (100) RURAL 12/13 - Phase 1	117	2012/03/01	2025/06/30	R 1 144 032,00	R 6 426 069,62	30,764107	-22,897377	
1023.	IRDP - Housing Construction Project Linked	INCREMENTAL - 2.2c INTEGRATED RESIDENTIAL	VHEMBE/THULAMELA MUNI./TENDIWANGA (03) MILVET/ 23/24 - Phase 1	0	2023/10/01	2025/06/30	R 144 364,00	R 0,00	30,764107	-22,897377	

		DEVELOPMENT PROGRAMME: PHASE 2: TOP STRUCTURE CONSTRUCTION									
1024.	IRDP - Housing Construction Project Linked	RURAL - 4.2 RURAL SUBSIDY COMMUNAL LAND RIGHTS	VHEMBE/THULAMELA MUNI./TENDIWANGA (10) BLOCKED 23/24 - Phase 1	5	2023/04/01	2025/06/30	R 180 506,00	R 0,00	30,764107	-22,897377	
1025.	Rural Housing Project	RURAL - 4.2 RURAL SUBSIDY COMMUNAL LAND RIGHTS	WATERBERG/BELA-BELA MUNI./TTR INFRASTRUCTURE (155) RURAL 23/24 - Phase 1	6	2023/04/01	2025/06/30	R 2 595 749,00	R 17 702 073,60	28,274745	-24,87351	
1026.	Rural Housing Project	RURAL - 4.2 RURAL SUBSIDY COMMUNAL LAND RIGHTS	WATERBERG/LEPHALALE MUNI./DN DLUDLU(200) RURAL 23/24 - Phase 1	35	2023/04/01	2025/06/30	R 4 292 624,00	R 24 929 387,09	28,021046	-23,337283	
1027.	Rural Housing Project	RURAL - 4.2 RURAL SUBSIDY COMMUNAL LAND RIGHTS	WATERBERG/LEPHALALE MUNI./KGOTSO MOKONE(200)RURAL 23/24 - Phase 1	0	2023/04/01	2025/06/30	R 4 835 451,00	R 22 404 748,80	28,021046	-23,337283	
1028.	Rural Housing Project	RURAL - 4.2 RURAL SUBSIDY COMMUNAL LAND RIGHTS	WATERBERG/LEPHALALE MUNI./KHUM MK (182) RURAL 24/25 - Phase 1	37	2025/01/04	2025/06/30	R 29 534 659,00	R 0,00	28,021046	-23,337283	
1029.	CRU Project	SOCIAL_RENTAL - 3.3b COMMUNITY RESIDENTIAL UNITS CONSTRUCTED	WATERBERG/LEPHALALE MUNI./RHEILAND JV QINISA /CRU 16/17 - Phase 1	500	2016/04/01	2025/06/30	R 30 736 135,00	R 93 479 147,20	28,021046	-23,337283	
1030.	Rural Housing Project	RURAL - 4.2 RURAL SUBSIDY COMMUNAL LAND RIGHTS	WATERBERG/LEPHALALE MUNI./SMTM CONSTRU (80) RURAL 21/22 - Phase 1	1	2021/06/02	2025/06/30	R 87 782,00	R 10 259 258,10	28,086490	-23,573880	
1031.	Rural Housing Project	RURAL - 4.2 RURAL SUBSIDY COMMUNAL LAND RIGHTS	WATERBERG/MOGALAKWENA MUNI./ALL AFRIKA (200) RURAL 23/24 - Phase 1	5	2023/04/01	2025/06/30	R 1 097 469,00	R 33 140 000,00	28,957730	-23,950130	
1032.	Rural Housing Project	RURAL - 4.2 RURAL SUBSIDY COMMUNAL LAND RIGHTS	WATERBERG/MOGALAKWENA MUNI./HLALES (36) RURAL 22/23 - Phase 1	6	2022/07/01	2025/06/30	R 805 483,00	R 5 039 697,60	28,957730	-23,950130	
1033.	Progress Payment Housing Project	RURAL - 4.2 RURAL SUBSIDY COMMUNAL LAND RIGHTS	WATERBERG/MOGALAKWENA MUNI./KOEPHU (07) MILVET 23/24 - Phase 1	0	2023/04/01	2025/06/30	R 96 243,00	R 0,00	28,957730	-23,950130	
1034.	Rural Housing Project	RURAL - 4.2 RURAL SUBSIDY COMMUNAL LAND RIGHTS	WATERBERG/MOGALAKWENA MUNI./KOEPHU (200) RURAL 23/24 - Phase 1	7	2023/02/28	2025/06/30	R 920 000,00	R 27 734 049,00	28,957730	-23,950130	
1035.	Rural Housing Project	RURAL - 4.2 RURAL SUBSIDY COMMUNAL LAND RIGHTS	WATERBERG/MOGALAKWENA MUNI./MOTHIKENI (67) RURAL 21/22 - Phase 1	15	2021/08/20	2025/06/30	R 1 246 001,00	R 9 988 446,00	28,957730	-23,950130	
1036.	Progress Payment Housing Project	INCREMENTAL - 2.2c INTEGRATED RESIDENTIAL DEVELOPMENT PROGRAMME: PHASE 2: TOP STRUCTURE CONSTRUCTION	WATERBERG/THABAZIMBI MUNI./BRUNEL ENG (200) URBAN 23/24 - Phase 1	0	2023/04/01	2025/06/30	R 2 505 431,00	R 29 360 771,20	27,380041	-24,573523	

Human Settlements and Traditional Affairs | 2025/2026

1037.	Rural Housing Project	RURAL - 4.2 RURAL SUBSIDY COMMUNAL LAND RIGHTS	WATERBERG/LEPHALALE MUNI./MOKHUTLOANE(80)RURAL 23/24 - Phase 1	4	2023/04/01	2025/06/30	R 956 144,00	R 13 220 640,00	28,021046	-23,337283
1038.	Rural Housing Project	RURAL - 4.2 RURAL SUBSIDY COMMUNAL LAND RIGHTS	VHEMBE/MAKHADO MUNI./ROSWIKA (40) RURAL 24/25 - Phase 1	31	2024/12/09	2025/06/30	R 5 910 832,00	R 0,00	30,07151	-23,145991
1039.	IRDP - Housing Construction Project Linked	INCREMENTAL - 2.2c INTEGRATED RESIDENTIAL DEVELOPMENT PROGRAMME: PHASE 2: TOP STRUCTURE CONSTRUCTION	VHEMBE/COLLINS CHABANE MUNI./SELAELO (03) MILVET 23/24 - Phase 1	2	2023/01/04	2025/06/30	R 381 344,00	R 0,00	29,666198	-23,497899
1040.	IRDP - Housing Construction Project Linked	INCREMENTAL - 2.2c INTEGRATED RESIDENTIAL DEVELOPMENT PROGRAMME: PHASE 2: TOP STRUCTURE CONSTRUCTION	WATERBERG/LEPHALALE MUNI./RAMKOL (100) URBAN 24/25 - Phase 1	21	2024/01/12	2025/07/31	R 18 117 200,00	R 0,00	28,021046	-23,337283
1041.	IRDP - Housing Construction Project Linked	INCREMENTAL - 2.2c INTEGRATED RESIDENTIAL DEVELOPMENT PROGRAMME: PHASE 2: TOP STRUCTURE CONSTRUCTION	WATERBERG/LEPHALALE MUNI./JAMNAR (100) URBAN 24/25 - Phase 1	22	2024/02/12	2025/07/31	R 18 117 200,00	R 0,00	28,021046	-23,337283
1042.	IRDP - Housing Construction Project Linked	INCREMENTAL - 2.2c INTEGRATED RESIDENTIAL DEVELOPMENT PROGRAMME: PHASE 2: TOP STRUCTURE CONSTRUCTION	WATERBERG/MODIMOLLE-MOOKGOPONG MUNI./RSMM (83) URBAN 24/25 - Phase 1	23	2024/01/05	2025/06/30	R 15 468 150,00	R 0,00	28,434707	-24,692946
1043.	IRDP - Housing Construction Project Linked	INCREMENTAL - 2.2c INTEGRATED RESIDENTIAL DEVELOPMENT PROGRAMME: PHASE 2: TOP STRUCTURE CONSTRUCTION	WATERBERG/MODIMOLLE-MOOKGOPONG MUNI./YABO RENA(45)URBAN/24/25 - Phase 1	45	2024/02/05	2025/06/30	R 8 152 740,00	R 0,00	28,434707	-24,692946
1044.	IRDP - Housing Construction Project Linked	INCREMENTAL - 2.2c INTEGRATED RESIDENTIAL DEVELOPMENT PROGRAMME: PHASE 2: TOP STRUCTURE CONSTRUCTION	WATERBERG/MOGALAKWENA MUNI./RSMM (20) URBAN 24/25 - Phase 1	50	2024/02/05	2025/06/30	R 11 171 758,00	R 0,00	28,957730	-23,950130
1045.	IRDP - Housing Construction Project Linked	INCREMENTAL - 2.2c INTEGRATED RESIDENTIAL DEVELOPMENT PROGRAMME: PHASE 2: TOP	WATERBERG/THABAZIMBI MUNI./ZOHRA KHAN DEVELOPERS(39) URBAN 24/25 - Phase 1	5	2024/08/01	2025/06/31	R 4 292 624,00	R 1 992 892,00	27,380041	-24,573523

		STRUCTURE CONSTRUCTION									
1046.	OPSCAP	RURAL - 4.2 RURAL SUBSIDY COMMUNAL LAND RIGHTS	POLOKWANE LOCAL MUNICIPALITY - Phase 1	255	2024/02/02	2025/06/31	R 60 651 240,00	R 18 847 323,00	29,351074	-23,846739	
1047.	Rural Housing Project	RURAL - 4.2 RURAL SUBSIDY COMMUNAL LAND RIGHTS	VHEMBE/MUSINA MUNI./HLAKOLE(49) RURAL 25/26 - Phase 1	30	2025/01/04	2025/09/30	R 7 135 440,00	R 0,00	30,006908	-22,345484	
1048.	Rural Housing Project	RURAL - 4.2 RURAL SUBSIDY COMMUNAL LAND RIGHTS	VHEMBE/MUSINA MUNI./MAPHALAKARABO (49) RURAL 25/26 - Phase 1	30	2025/01/04	2025/09/30	R 7 135 440,00	R 0,00	30,006908	-22,345484	
1049.	Rural Housing Project	RURAL - 4.2 RURAL SUBSIDY COMMUNAL LAND RIGHTS	MOPANI/TZANEEN MUNI./CATCH 22 (73) RURAL 25/26 - Phase 1	38	2025/01/04	2025/12/31	R 9 038 224,00	R 0,00	30,334325	-23,888528	
1050.	Rural Housing Project	RURAL - 4.2 RURAL SUBSIDY COMMUNAL LAND RIGHTS	VHEMBE/COLLINS CHABANE MUNI./EMOLE (73) RURAL 25/26 - Phase 1	37	2025/01/04	2025/12/31	R 8 800 376,00	R 0,00	29,666198	-23,497899	
1051.	Rural Housing Project	RURAL - 4.2 RURAL SUBSIDY COMMUNAL LAND RIGHTS	SEKHU/MAKHUDUTHAMAGA MUNI./MUTHATHE (43) RURAL 25/26 - Phase 1	28	2025/01/04	2025/09/30	R 6 659 744,00	R 0,00	29,871203	-24,757555	
1052.	Rural Housing Project	RURAL - 4.2 RURAL SUBSIDY COMMUNAL LAND RIGHTS	VHEMBE/THULAMELA MUNI./ROSWIKA (73) RURAL 25/26 - Phase 1	35	2025/01/04	2025/12/31	R 8 324 680,00	R 0,00	30,764107	-22,897377	
1053.	Rural Housing Project	RURAL - 4.2 RURAL SUBSIDY COMMUNAL LAND RIGHTS	WATERBERG/MOGALAKWENA MUNI./SPLISH SPLASH (73) 25/26 - Phase 1	15	2025/01/04	2025/12/31	R 3 567 720,00	R 0,00	28,957730	-23,950130	
1054.	Rural Housing Project	RURAL - 4.2 RURAL SUBSIDY COMMUNAL LAND RIGHTS	WATERBERG/LEPHALLE MUNI./NTSHIZA'S TECHNICAL (160) RURAL 25/26 - Phase 1	81	2025/04/01	2026/03/31	R 6 897 592,00	R 0,00	28,021046	-23,337283	
1055.	Rural Housing Project	RURAL - 4.2 RURAL SUBSIDY COMMUNAL LAND RIGHTS	WATERBERG/MOGALAKWENA MUNI./SOMANDLA (52) RURAL 25/26 - Phase 1	39	2025/01/04	2025/12/31	R 9 276 072,00	R 0,00	28,957730	-23,950130	
1056.	Rural Housing Project	RURAL - 4.2 RURAL SUBSIDY COMMUNAL LAND RIGHTS	CAPRICORN/LEPELLE-NKUMPI MUNI./SOMANDLA (21) RURAL 25/26 - Phase 1	15	2025/01/04	2025/12/31	R 3 567 720,00	R 0,00	29,37143	-24,329295	
1057.	Rural Housing Project	RURAL - 4.2 RURAL SUBSIDY COMMUNAL LAND RIGHTS	CAPRICORN/MOLEMOLE MUNI./MAHLAKU A MOSEBO (161) RURAL 25/26 - Phase 1	19	2025/04/01	2026/03/31	R 4 519 112,00	R 0,00	29,666198	-23,497899	
1058.	Rural Housing Project	RURAL - 4.2 RURAL SUBSIDY COMMUNAL LAND RIGHTS	SEKHU/FETAKGOMO-TUBATSE MUNI./ZOHRA KHAN (161) RURAL 25/26 - Phase 1	109	2025/04/01	2026/03/31	R 8 103 337,00	R 0,00	30,605503	-24,473166,	
1059.	Rural Housing Project	RURAL - 4.2 RURAL SUBSIDY COMMUNAL LAND RIGHTS	CAPRICORN/LEPELLE-NKUMPI MUNI./MUTHATHE (30) RURAL 25/26 - Phase 1	25	2025/01/04	2025/12/31	R 5 946 200,00	R 0,00	29,37143	-24,329295	
1060.	Rural Housing Project	RURAL - 4.2 RURAL SUBSIDY	MOPANI/LETABA MUNI./MAMONDO (161) RURAL 25/26 - Phase 1	28	2025/04/01	2026/03/31	R 6 659 744,00	R 0,00	30,373861	-23,467871	

		COMMUNAL LAND RIGHTS									
1061.	IRDP - Housing Construction Project Linked	INCREMENTAL - 2.2c INTEGRATED RESIDENTIAL DEVELOPMENT PROGRAMME: PHASE 2: TOP STRUCTURE CONSTRUCTION	WATERBERG/THABAZIMBI MUNI./ASIMA (161) URBAN 25/26 - Phase 1	125	2025/04/01	2026/03/31	R 32 438 749,00	R 0,00	27,380041	-24,573523	
1062.	Rural Housing Project	RURAL - 4.2 RURAL SUBSIDY COMMUNAL LAND RIGHTS	MOPANI/GIYANI MUNI./T & C CIVILS (31) RURAL 25/26 - Phase 1	19	2025/01/04	2025/09/30	R 4 519 112,00	R 0,00	30,801669	-23,303899	
1063.	Rural Housing Project	RURAL - 4.2 RURAL SUBSIDY COMMUNAL LAND RIGHTS	SEKHU/EPHRAIM MOGALE MUNI./MAVISO (160) RURAL 25/26 - Phase 1	47	2025/01/04	2025/09/30	R 11 178 856,00	R 0,00	29,403397	-24,976964	
1064.	Rural Housing Project	RURAL - 4.2 RURAL SUBSIDY COMMUNAL LAND RIGHTS	VHEMBE/COLLINS CHABANE MUNI./T & C CIVILS (18) RURAL 25/26 - Phase 1	13	2025/01/04	2025/09/30	R 3 092 024,00	R 0,00	29,666198	-23,497899	
1065.	Rural Housing Project	RURAL - 4.2 RURAL SUBSIDY COMMUNAL LAND RIGHTS	WATERBERG/MOGALAKWENA MUNI./LEDILE(18) RURAL 25/26 - Phase 1	18	2025/01/04	2025/09/30	R 4 281 264,00	R 0,00	28,957730	-23,950130	
1066.	Rural Housing Project	RURAL - 4.2 RURAL SUBSIDY COMMUNAL LAND RIGHTS	MOPANI/GIYANI MUNI./MAMONDO (161) RURAL 52/26 - Phase 1	90	2025/04/01	2026/03/31	R 7 135 440,00	R 0,00	30,801669	-23,303899	
1067.	Rural Housing Project	RURAL - 4.2 RURAL SUBSIDY COMMUNAL LAND RIGHTS	WATERBERG/LEPHALALE MUNI./LEDILE (31) RURAL 25/26 - Phase 1	20	2025/01/04	2025/09/30	R 4 756 960,00	R 0,00	28,021046	-23,337283	
1068.	Rural Housing Project	RURAL - 4.2 RURAL SUBSIDY COMMUNAL LAND RIGHTS	CAPRICORN/BLOUBERG MUNI./MAHLAKU A MOSEBO (161) RURAL 25/26 - Phase 1	29	2025/04/01	2026/03/31	R 6 897 592,00	R 0,00	E 29,054155	S 23,188127	
1069.	Rural Housing Project	RURAL - 4.2 RURAL SUBSIDY COMMUNAL LAND RIGHTS	VHEMBE/MUSINA MUNI./MAHLAKU A MOSEBO (161) RURAL 25/26 - Phase 1	26	2025/04/01	2026/03/31	R 6 184 048,00	R 0,00	30,006908	-22,345484	
1070.	Rural Housing Project	RURAL - 4.2 RURAL SUBSIDY COMMUNAL LAND RIGHTS	VHEMBE/THULAMELA MUNI./MC TEE (10) RURAL 25/26 - Phase 1	10	2025/01/04	2025/09/30	R 2 378 480,00	R 0,00	30,764107	-22,897377	
1071.	Rural Housing Project	RURAL - 4.2 RURAL SUBSIDY COMMUNAL LAND RIGHTS	VHEMBE/MAKHADO MUNI./MAEDZA (160) RURAL 25/26 - Phase 1	118	2025/04/01	2026/03/31	R 8 816 881,00	R 0,00	30,07151	-23,145991	
1072.	Rural Housing Project	RURAL - 4.2 RURAL SUBSIDY COMMUNAL LAND RIGHTS	VHEMBE/COLLINS CHABANE MUNI./MC TEE (39) RURAL 25/26 - Phase 1	24	2025/01/04	2025/09/30	R 5 708 352,00	R 0,00	29,666198	-23,497899	
1073.	Rural Housing Project	RURAL - 4.2 RURAL SUBSIDY COMMUNAL LAND RIGHTS	CAPRICORN/MOLEMOLE MUNI./BALO (16) RURAL 25/26 - Phase 1	11	2025/01/04	2025/09/30	R 2 616 328,00	R 0,00	29,666198	-23,497899	
1074.	Rural Housing Project	RURAL - 4.2 RURAL SUBSIDY	SEKHU/EPHRAIM MOGALE MUNI./BALO (33) RURAL 25/26 - Phase 1	20	2025/01/04	2025/09/30	R 4 756 960,00	R 0,00	29,403397	-24,976964	

		COMMUNAL LAND RIGHTS									
1075.	IRDP - Housing Construction Project Linked	INCREMENTAL - 2.2c INTEGRATED RESIDENTIAL DEVELOPMENT PROGRAMME: PHASE 2: TOP STRUCTURE CONSTRUCTION	WATERBERG/MODIMOLLE-MOOKGOPHONG MUNI./MIKATEKO (49) URBAN 25/26 - Phase 1	25	2025/01/04	2025/09/30	R 5 708 700,00	R 0,00	28,434707	-24,692946	
1076.	Rural Housing Project	RURAL - 4.2 RURAL SUBSIDY COMMUNAL LAND RIGHTS	SEKHU/FETAKGOMO-TUBATSE MUNI./MOKHUTLOANE (35) RURAL 25/26 - Phase 1	29	2025/01/04	2025/09/30	R 6 897 592,00	R 0,00	30,605503	-24,473166,	
1077.	Rural Housing Project	RURAL - 4.2 RURAL SUBSIDY COMMUNAL LAND RIGHTS	SEKHU/MAKHUDUTHAMAGA MUNI./MOKHUTLOANE (14) RURAL 25/26 - Phase 1	12	2025/01/04	2025/09/30	R 2 854 176,00	R 0,00	29,871203	-24,757555	
1078.	Rural Housing Project	RURAL - 4.2 RURAL SUBSIDY COMMUNAL LAND RIGHTS	WATERBERG/BELA-BELA MUNI./LEKGOTHWANE (59) RURAL 25/26 - Phase 1	44	2025/01/04	2025/12/31	R 10 465 312,00	R 0,00	28,274745	-24,87351	
1079.	IRDP - Housing Construction Project Linked	INCREMENTAL - 2.2c INTEGRATED RESIDENTIAL DEVELOPMENT PROGRAMME: PHASE 2: TOP STRUCTURE CONSTRUCTION	WATERBERG/MODIMOLLE-MOOKGOPHONG MUNI./LEKGOTHOANE(14) URBAN 25/26 - Phase 1	11	2025/01/04	2025/12/31	R 2 511 828,00	R 0,00	28,434707	-24,692946	
1080.	Rural Housing Project	RURAL - 4.2 RURAL SUBSIDY COMMUNAL LAND RIGHTS	SEKHU/FETAKGOMO-TUBATSE MUNI./NHLOHLORHI (60) RURAL 25/26 - Phase 1	30	2025/01/04	2025/12/31	R 7 135 440,00	R 0,00	30,605503	-24,473166,	
1081.	IRDP - Housing Construction Project Linked	INCREMENTAL - 2.2c INTEGRATED RESIDENTIAL DEVELOPMENT PROGRAMME: PHASE 2: TOP STRUCTURE CONSTRUCTION	SEKHU/FETAKGOMO-TUBATSE MUNI./NHLOHLORHI 13) URBAN 25/26 - Phase 1	4	2025/01/04	2025/12/31	R 913 392,00	R 0,00	29,879058	-23,04827	
1082.	Rural Housing Project	RURAL - 4.2 RURAL SUBSIDY COMMUNAL LAND RIGHTS	VHEMBE/THULAMELA MUNI./TENDIWANGA (73) RURAL 25/26 - Phase 1	33	2025/01/04	2025/12/31	R 7 848 984,00	R 0,00	30,764107	-22,897377	
1083.	IRDP - Housing Construction Project Linked	INCREMENTAL - 2.2c INTEGRATED RESIDENTIAL DEVELOPMENT PROGRAMME: PHASE 2: TOP STRUCTURE CONSTRUCTION	VHEMBE/THULAMELA MUNI./TENDIWANGA (10) 24/25 - Phase 1	10	2025/01/04	2025/12/31	R 2 283 480,00	R 0,00	30,764107	-22,897377	
1084.	IRDP - Housing Construction Project Linked	INCREMENTAL - 2.2c INTEGRATED RESIDENTIAL DEVELOPMENT PROGRAMME: PHASE 2: TOP STRUCTURE CONSTRUCTION	WATERBERG/THABAZIMBI MUNI./KOEPHU (57) URBAN 25/26 - Phase 1	20	2025/01/04	2025/12/31	R 4 566 960,00	R 0,00	27,380041	-24,573523	

Human Settlements and Traditional Affairs | 2025/2026

1085.	Rural Housing Project	RURAL - 4.2 RURAL SUBSIDY COMMUNAL LAND RIGHTS	WATERBERG/BELA-BELA MUNI./KOEPHU (16) RURAL 25/26 - Phase 1	11	2025/01/04	2025/12/31	R 2 616 328,00	R 0,00	28,274745	-24,87351
1086.	IRDP - Housing Construction Project Linked	INCREMENTAL - 2.2c INTEGRATED RESIDENTIAL DEVELOPMENT PROGRAMME: PHASE 2: TOP STRUCTURE CONSTRUCTION	WATERBERG/BELA-BELA MUNI./KOEPHU BUS ENTERPRISE (57) URBAN 25/26 - Phase 1	20	2025/04/01	2025/12/31	R 4 566 960,00	R 0,00	28,274745	-24,87351
1087.	Rural Housing Project	RURAL - 4.2 RURAL SUBSIDY COMMUNAL LAND RIGHTS	SEKHU/ELIAS MOTSOLEDI MUNI./MAVISO PROJECTS (160) RURAL 25/26 - Phase 1	108	2025/04/01	2026/03/31	R 7 865 489,00	R 0,00	29,618483	-24,965735,
1088.	Rural Housing Project	RURAL - 4.2 RURAL SUBSIDY COMMUNAL LAND RIGHTS	SEKHU/MAKHUDUTHAMAGA MUNI./MAVISO PROJECTS(160) RURAL 25/26 - Phase 1	29	2025/04/01	2026/03/31	R 6 897 592,00	R 0,00	29,871203	-24,757555
1089.	Rural Housing Project	RURAL - 4.2 RURAL SUBSIDY COMMUNAL LAND RIGHTS	VHEMBE/COLLINS CHABANE MUNI./MAEDZA (160) RURAL 25/26 - Phase 1	21	2025/04/01	2026/03/31	R 4 994 808,00	R 0,00	29,666198	-23,497899
1090.	Rural Housing Project	RURAL - 4.2 RURAL SUBSIDY COMMUNAL LAND RIGHTS	MOPANI/BA-PHALABORWA MUNI./CIVIL ELEMENT (160) RURAL 25/26 - Phase 1	30	2025/04/01	2026/03/31	R 7 135 440,00	R 0,00	31,065949	-23,98719
1091.	Rural Housing Project	RURAL - 4.2 RURAL SUBSIDY COMMUNAL LAND RIGHTS	MOPANI/TZANEEN MUNI./CIVIL ELEMENT (160) RURAL 25/26 - Phase 1	34	2025/04/01	2026/03/31	R 9 393 920,00	R 0,00	30,334325	-23,888528
1092.	Rural Housing Project	RURAL - 4.2 RURAL SUBSIDY COMMUNAL LAND RIGHTS	MOPANI/LETABA MUNI./KUMBATIA HOLDINGS (49) RURAL 25/26 - Phase 1	30	2025/04/01	2025/09/30	R 7 135 440,00	R 0,00	30,373861	-23,467871
1093.	Rural Housing Project	RURAL - 4.2 RURAL SUBSIDY COMMUNAL LAND RIGHTS	WATERBERG/LEPHALALE MUNI./PGN CIVILS (49) RURAL 25/26 - Phase 1	29	2025/04/01	2025/09/30	R 6 897 592,00	R 0,00	28,021046	-23,337283
1094.	Rural Housing Project	RURAL - 4.2 RURAL SUBSIDY COMMUNAL LAND RIGHTS	SEKHU/FETAKGOMO-TUBATSE MUNI./LH LANGA (49) RURAL 25/26 - Phase 1	29	2025/04/01	2025/09/30	R 6 897 592,00	R 0,00	29,879058	-23,04827
1095.	IRDP - Housing Construction Project Linked	INCREMENTAL - 2.2c INTEGRATED RESIDENTIAL DEVELOPMENT PROGRAMME: PHASE 2: TOP STRUCTURE CONSTRUCTION	WATERBERG/MODIMOLLE-MOOKGOPONG MUNI./MIKATEKO (49) RURAL 25/26 - Phase 1	30	2025/04/01	2025/09/30	R 7 135 440,00	R 0,00	28,434707	-24,692946
1096.	Rural Housing Project	RURAL - 4.2 RURAL SUBSIDY COMMUNAL LAND RIGHTS	MOPANI/TZANEEN MUNI./CATCH 22 (73) RURAL 25/26 - Phase 1	33	2025/04/01	2025/12/31	R 7 848 984,00	R 0,00	30,334325	-23,888528
1097.	Total			4070						

9. Public-Private Partnerships (PPPs)

PPP name	Purpose	Outputs	Current value of agreement	End-date of agreement
None				

Part D: Technical indicator descriptions (TIDs)**ADMINISTRATION**

Indicator title	Number of compliance reports on Batho Pele in the provision of services
Definition	A report on directorates that comply to Batho Pele principles in provision of services
Source of data	Constitution of the Republic of South Africa (Sec. 195), National Developmental Plan (NDP), White Paper on Transformation of Public Service of 1995, White paper on Transformation of Public Service Delivery of 1997 (Batho Pele principles)
Method of calculation or assessment	Quantitative (simple count)
Means of verification	Report with a framework encapsulating parameter (Batho Pele registers) to measure compliance with the Batho Pele principles Assessment tool
Assumptions	That employees comply to principles/ Batho Pele principles
Disaggregation of beneficiaries	N/A
Spatial transformation	N/A
Calculation type	Cumulative to year end
Reporting cycle	Quarterly
Desired performance	Full compliance to Batho Pele principles by Employees

Indicator responsibility	Director: Service Delivery Improvement and Batho Pele
---------------------------------	---

Indicator title	Percentage of service delivery cases resolved
Definition	Monitor resolution of queries and complaints to ensure principles of Batho Pele are complied with Resolved Service Delivery queries and complaints logged through Presidential, Premier and Departmental Hotline
Source of data	Software's used for the Hotlines
Method of calculation or assessment	Resolved received cases divided by the total number of cases X 100
Means of verification	Service delivery cases report
Assumptions	100% compliance to constitutional value and principles / Batho Pele principles in provision of services.
Disaggregation of beneficiaries	N/A
Spatial transformation	N/A
Calculation type	Non-Cumulative
Reporting cycle	Quarterly
Desired performance	Improved perception of the Department
Indicator responsibility	Director: Service Delivery Improvement and Batho Pele

Indicator title	Number of employees appointed
------------------------	--------------------------------------

Definition	To reduce vacancy rate
Source of data	Organisational Structure, Recruitment plan
Method of calculation or assessment	(Simple count)
Means of verification	Appointment letters Persal report
Assumptions	All posts be filled
Disaggregation of beneficiaries	N/A
Spatial transformation	N/A
Calculation type	Cumulative Year-end
Reporting cycle	Quarterly
Desired performance	High
Indicator responsibility	Chief Director: Strategic Human Resource Management and development

Indicator title	Number of employees trained as per WSP
Definition	Number of employees trained in line with their personal development plans. Number of training and development programmes conducted

Source of data	Workplace Skills Plan
Method of calculation or assessment	(Simple count)
Means of verification	Workplace Skills Plan (submitted annually in the 1st quarter) <ul style="list-style-type: none"> • Quarterly reports • Attendance Registers • Service Level Agreements
Assumptions	<ul style="list-style-type: none"> • To train all officials in line with WSP
Disaggregation of beneficiaries	<ul style="list-style-type: none"> • Women: 50% • Youth: 30% • People with disabilities: 2%
Spatial tran	N/A
Calculation type	Cumulative year end
Reporting cycle	Quarterly
Desired performance	High
Indicator responsibility	Chief Director Human Resource Management and Development

Indicator title	Percentage of Employee health and wellness programmes implemented
Definition	Percentage of Counselling and Injury on Duty Cases attended to
Source of data	Employee Wellness Case Registers
Method of calculation or assessment	•Number of new cases attended to divided by the total number of cases received X 100
Means of verification	Employee Wellness Case Registers Quarterly and annual reports
Assumptions	All Employee Wellness cases will be attended to
Disaggregation of beneficiaries	N/A
Spatial transformation	N/A
Calculation type	Non-Cumulative
Reporting cycle	Quarterly
Desired performance	High
Indicator responsibility	Chief Director: Strategic Human Resource Management and Development

Indicator title	Percentage of women in SMS represented
Definition	Number of designated groups represented in the Department
Source of data	Persal, Employment Equity Plan, Organizational Structure, Vulindlela

Method of calculation or assessment	• 50% Women appointed on sms posts (Number of females / total number of sms employees appointed) X 100
Means of verification	HR compliance/ quarterly and annual report
Assumptions	50% women apply and qualify for advertised posts.
Disaggregation of beneficiaries	50 % Women
Spatial transformation	N/A
Calculation type	Cumulative year to date
Reporting cycle	Quarterly
Desired performance	High
Indicator responsibility	Chief Director: Strategic Human Resource Management

Indicator title	Percentage of People with disabilities represented
Definition	Percentage of designated groups represented in the Department
Source of data	Persal, Employment Equity Plan, organizational Structure, Vulindlela
Method of calculation or assessment	• 1% Disability representation of the total Establishment (Percentage of people with disability / total number of employees on the staff establishment) 100
Means of verification	Persal Report

	• HR compliance/quarterly and annual report
Assumptions	1% of people with disability
Disaggregation of beneficiaries	1% of people with disability
Spatial transformation	N/A
Calculation type	Cumulative year to date
Reporting cycle	Quarterly
Desired performance	High
Indicator responsibility	Chief Director: Strategic Human Resource Management and development

Indicator Title	Number of ICT Steering Committee meetings held
Definition	Functionality and Improvement of ICT Governance and comply with Corporate Governance of ICT Policy Framework V2
Source of data	Corporate Governance Information Communication Technology Policy Framework V2
Method of Calculation/Assessment	Simple count
Means of verification	ICT Steering Committee meeting minutes, attendance register and reports
Assumptions	ICT Steering Committee charter
Disaggregation of Beneficiaries	N/A

Spatial Transformation	N/A
Calculation Type	Cumulative year-end
Reporting Cycle	Quarterly
Desired Performance	Functional ICT steering committee
Indicator Responsibility	Chief Director: GITO

Indicator title	Percentage Automation of departmental processes
Definition	Monitor resolution of queries and complaints to ensure principles of Batho Pele are complied with Resolved Service Delivery queries and complaints logged through Presidential, Premier and Departmental Hotline
	Software's used for the Hotlines
Source of data	Resolved received cases divided by the total number of cases X 100
Method of calculation or assessment	Percentage: Numerator: Departmental processes automated divided by Denominator: Total Departmental processes X 100
Means of verification	100% compliance to constitutional value and principles / Batho Pele principles in provision of services.
Assumptions	Service delivery cases are logged and captured correctly.
Disaggregation of beneficiaries	N/A
Spatial transformation	N/A
Calculation type	Non-Cumulative

Reporting cycle	Annually
Desired performance	High
Indicator responsibility	DDG: Corporate Services

Indicator Title	Percentage of litigation cases attended to
Definition	All litigation cases received, captured on the litigation register. To monitor all cases and ensure that the cases are attended to.
Source of data	Litigation Register
Method of calculation/Assessment	$(\text{Cases attended to over cases received}) \times 100$
Means of verification	Litigation Register, a quarterly report on cases attended to, Letters written to State Attorney.
Assumptions	Litigation policy and approved litigation SOP
Disaggregation of Beneficiaries	N/A
Spatial Transformation	N/A
Calculation type	Cumulative year to date
Reporting Cycle	Quarterly
Desired performance	Reduced number of litigation cases
Indicator Responsibility	Director Legal Services

Indicator Title	Number of Anti-Fraud and Corruption awareness workshops conducted
Definition	Coordination of workshops on fraud and corruption as well as popularize the legislative framework
Source of data	Departmental reports
Method of Calculation/Assessment	Simple count
Means of verification	Report on workshops conducted
Assumptions	Employees understand Code of conduct
Disaggregation of Beneficiaries	N/A
Spatial Transformation	N/A
Calculation Type	Cumulative Year-end
Reporting Cycle	Quarterly
Desired Performance	High
Indicator Responsibility	Director: Risk and Anti-Fraud Management

Indicator Title	Percentage of vacancies in organisational structure reduced
Definition	<ul style="list-style-type: none"> ○ Vacancy rate reduced to 10% National threshold per DPSA directive ○ To monitor vacancy rate on the departmental structure
Source of data	PERSAL report, Vulindlela, HR Compliance Report, HR Oversight Report

Method of Calculation/Assessment	Percentage: Vacant post filled divided by Total number of vacancies in relation to the vacancy of funded posts on the departmental structure X 100
Means of verification	Accounting Officer's report reflecting vacancy rate, appointment letters
Assumptions	Posts are filled in line with DPSA Directives and Public Service Regulations
Disaggregation of Beneficiaries (where applicable)	50% of women employed
Spatial Transformation (where applicable)	N/A
Calculation Type	Cumulative to date
Reporting Cycle	Quarterly
Desired Performance	Reduced vacancy rate on the departmental structure
Indicator Responsibility	Chief Director: Strategic Human Resource Management and development

FINANCIAL MANAGEMENT SERVICES

Indicator title	Percentage of bids awarded to designated groups' companies
Definition	The indicator measures the % of procurement plan implemented in the empowering of the designated groups
Source of data	Awards made on tenders and quotations from the databases (departmental)
Method of calculation or assessment	Numerator: Number of awards made on tenders divided by quotation databases (departmental) X 100 Denominator: Total: Number of tenders and quotations from databases(departmental) in the procurement plan.
Means of verification	Appointment Letters and Orders
Assumptions	40% of any of the designated groups or combined apply for the advertised tenders
Disaggregation of beneficiaries (where applicable)	40% of any of the designated groups or combined.
Spatial transformation (where applicable)	Limpopo

Calculation type	Non-Cumulative
Reporting cycle	Quarterly
Desired performance	Variance of under or over 10% must be explained
Indicator responsibility	Chief Director: SCM

Indicator title	Percentage of undisputed Invoices paid within 30 days
Definition	The indicator measures payment of undisputed invoices made within 30 days
Source of data	Expenditure Report and Payment Vouchers
Method of calculation or assessment	Numerator: Number of undisputed invoices not paid/Denominator: Total Number of invoices paid X 100
Means of verification	Expenditure report
Assumptions	The information as contained on the BAS is true in all material respects
Disaggregation of beneficiaries (where applicable)	None
Spatial transformation (where applicable)	Limpopo
Calculation type	Cumulative year end
Reporting cycle	Quarterly
Desired performance	Variance of under or over 10% must be explained
Indicator responsibility	Director: FAA

Indicator title	Percentage of Audit Findings Resolved
Definition	The indicator measures the extent of the external audit findings resolved.
Source of data	External Audit and Management Reports
Method of calculation or assessment	Numerator: Number of external findings resolved/denominator: Total of external audit findings. X 100
Means of verification	Audit Action Plans (AGSA)
Assumptions	None
Disaggregation of beneficiaries (where applicable)	None

Spatial transformation (where applicable)	None
Calculation type	Cumulative year to date
Reporting cycle	Quarterly
Desired performance	Variance of under or over 10% must be explained
Indicator responsibility	Director: IC

Indicator title	Percentage of cumulative expenditure achieved
Definition	The indicator measures the monitoring of the budget spent within the Department
Source of data	Annual Budget and Expenditure Report
Method of calculation or assessment	Numerator: Expenditure on the Budget/Denominator: Total Number of Budget
Means of verification	Expenditure report on Budget
Assumptions	None
Disaggregation of beneficiaries (where applicable)	None
Spatial transformation (where applicable)	Limpopo
Calculation type	Cumulative year to date
Reporting cycle	Quarterly
Desired performance	Variance of under or over 10% must be explained
Indicator responsibility	Director: Management Accounting

HUMAN SETTLEMENTS

Indicator Title	Percentage of Multiyear Human Settlements Development Plan priorities implemented.
Definition	5-year human settlements plan incorporating the housing backlogs in the province implemented
Source of data	MYHDP Framework and housing sector plans
Method of Calculation/Assessment	Percentage: Multiyear Human Settlements Development Plan targets implemented divided by Multiyear Human Settlements Development Plan targets X 100

Means of verification	Approved MYHDP, Minutes of meeting with stakeholders Approved memorandum by HOD and MEC.
Assumptions	Credible IDP Housing sector plans Full participation by stakeholders
Disaggregation of Beneficiaries	N/A
Spatial Transformation	N/A
Calculation Type	Cumulative
Reporting Cycle	Quarterly year to date
Desired Performance	Approved Multi Year Housing Development Plan
Indicator Responsibility	Chief director human settlements, planning, performance and stakeholder management

Indicator Title	Number of municipalities supported on post-accreditation for Human Settlements
Definition	<input type="checkbox"/> Accreditation means empowering municipality to pursue certain limited housing functions <input type="checkbox"/> Accredited municipality is delegated certain housing functions The support for human settlements accreditation will include: Planning for housing within the IDP framework Budget Planning for housing programmes & projects Planning for subsidy/funding allocation Contract administration & subsidy registration Programme and project management with cash flow projections Technical (construction) quality assurance
Source of data	Municipality request documents, council resolutions, good quality opinions, and approved housing sector plan.
Method of Calculation/Assessment	Simple count

Means of verification	Minutes of meetings Monthly/Quarterly reports Approved assessment report compiled by an independent panel
Assumptions	<input type="checkbox"/> Credible accreditation Business plans from the Municipalities
Disaggregation of Beneficiaries	N/A
Spatial Transformation	Approved municipalities spatially referenced
Calculation Type	Non-Cumulative
Reporting Cycle	Annually
Desired Performance	High
Indicator Responsibility	Chief director of human settlements, planning, performance, and stakeholder management

Indicator Title	Number of Informal Settlements completed in Phase 1
Definition	<p>The indicator measures the Informal Settlements completed in Phase 1 as per the National Housing Code.</p> <p>Phase 1 includes pre-feasibility studies, upgrading plans, and community social compacts.</p> <p>The milestones entail the following:</p> <ul style="list-style-type: none"> • Pre-feasibility studies – initial evaluation study • Upgrading plans – upgrading plans developed. • Community social compacts – formal agreement or understanding between various stakeholders within the community, government, and residents. <p>Completed refers to the approval of the above milestones.</p>
Source of data	<p>Either of the following:</p> <ul style="list-style-type: none"> • Census 2022 • Provincial and Municipal Spatial Plans • Informal Settlements Studies • Multiyear Housing Development Plan • Housing Code

	<ul style="list-style-type: none"> • Approved Business Plans
Method of Calculation/Assessment	Simple count
Means of verification	<ul style="list-style-type: none"> • Either of the following: <ul style="list-style-type: none"> • Approved Pre-feasibility studies • Approved Upgrading plans • Signed Community social compacts • MEC approval
Assumptions	<input type="checkbox"/> Availability of suitable land for human settlements <input type="checkbox"/> Agreement on market related price
Disaggregation of Beneficiaries	Previously disadvantaged, Women and Children
Spatial Transformation	Spatially referenced
Calculation Type	Non-Cumulative
Reporting Cycle	Annually
Desired Performance	All targeted informal settlements completed in phase 1
Indicator Responsibility	Chief director human settlements, planning, performance and stakeholder management

Indicator title	Number of social amenities delivered
Definition	The purpose of the indicator is to measure progress achieved in the delivery of social amenities (community halls, sports facilities etc). A social amenity is a permanent structure to be provided through informal settlements upgrading partnership grant.
Source of data	<ul style="list-style-type: none"> • HSS • NHBRC • Project contracts
Method of calculation or assessment	Simply count of the social amenities delivered
Means of verification	<ul style="list-style-type: none"> • Completion certificate or happy letter or Quality assurance or Engineer reports

	Progress Payments: HSS Claim Report
	Control list
Assumption	The facilities are built in accordance with relevant building regulations.
Disaggregation of Beneficiaries (where applicable)	N/A
Spatial transformation (where applicable)	Facilities to be spatially referenced
Calculation type	Cumulative (year-end)
Reporting cycle	Quarterly
Desired performance	All targeted social amenities delivered
Indicator responsibility	Chief director human settlement programmes and projects management

Indicator Title	Number of workshops on Human Settlements programmes for housing beneficiaries
Definition	The consumer education is conducted to the approved and potential beneficiaries about their rights and responsibility upon the occupation of the house. The consumer education from human settlement programme is to the approved beneficiaries about their rights and responsibility upon occupation of the house.
Source of data	Consumer education Manual and Attendance Registers
Method of Calculation/Assessment	Simple count of workshops conducted
Means of verification	Attendance registers, workshop reports
Assumptions	Full participation of the beneficiaries and stakeholders
Disaggregation of Beneficiaries	N/A
Spatial Transformation	N/A
Calculation Type	Cumulative Year-end
Reporting Cycle	Quarterly
Desired performance	Beneficiaries are fully workshopped prior occupation
Indicator Responsibility	Chief director human settlements, planning, performance and stakeholder management

Indicator Title	Percentage of investment of the total Human Settlements allocation in PDAs
Definition	<p>The indicator measures the percentage of the total human settlements development allocations that are directed to PDAs by Provinces as submitted in the approved delivery business plans for the Human Settlements Development Grant and Informal Settlements Upgrading Partnership Grant.</p> <p>Investment in this case means the flow of housing allocations progressively over time to a declared PDA with the intention of attracting investment in the future.</p>
Source of data	<ul style="list-style-type: none"> • Provincial and Metropolitan Municipality Delivery Business Plans • HSS expenditure reports • National Treasury IRM database • Preliminary Reports from Metropolitan
Method of calculation / Assessment	Total expenditure in PDAs / Total human settlements allocation (Grants) x 100
Means of verification	<ul style="list-style-type: none"> • HSS Report on the budget expenditure by provinces within PDAs and Municipal reports, Spatial analysis reports year end • Provincial based- BAS reports and Expenditure Reports for the PDAs • Quarterly reports of investment of the total Human Settlements allocation in PDAs
Assumptions	Limited investment of the total Human Settlements allocation in PDAs
Disaggregation of Beneficiaries (where applicable)	N/A
Spatial Transformation (where applicable)	N/A
Calculation type	Cumulative year end
Reporting cycle	Quarterly
Desired performance	Increased investment of the total human settlements' allocation in PDAs
Indicator responsibility	Chief director human settlements, planning, performance and stakeholder management

Indicator title	Number of informal settlements upgraded to Phase 3 of the Informal Settlements Upgrading Programme (ISUP)
Definition	This indicator measures the number of informal settlements upgraded in phase 3 of UISP. Upgrading in phase 3 refers to the installation of permanent municipal engineering infrastructure.
Source of data	Either of the following: <ul style="list-style-type: none"> • Surveyor General Plan • Informal Settlement Upgrading Strategy • Business Plans • National Housing Code
Method of calculation or assessment	Simple count of informal settlements upgraded to phase - 3
Means of verification	Practical completion certificate
Assumption	Reliable data generated/captured
Disaggregation of Beneficiaries (where applicable)	N/A
Spatial transformation (where applicable)	Spatially referenced
Calculation type	Non-cumulative
Reporting cycle	Annually
Desired performance	All targeted Informal settlements upgraded to phase 3
Indicator responsibility	Chief director human settlements, planning, performance and stakeholder management

Indicator Title	Number of Informal Settlements completed in Phase 2
Definition	The indicator measures the Informal Settlements completed in Phase 2 as per the National Housing Code. Phase 2 includes feasibility studies, detailed land development planning, and detailed engineering infrastructure designs. The key milestones include the following:

	<ul style="list-style-type: none"> • Feasibility studies – an assessment conducted to evaluate a proposed project's practicality and potential success. • Detailed land development planning – the comprehensive process of designing land for a specific use, for human settlements. • Detailed engineering infrastructure designs – technical plans and specification for the construction and implementation of infrastructure projects <p>Completed refers to the approval of the above milestones.</p>
Source of data	<p>Either of the following:</p> <ul style="list-style-type: none"> • Provincial and Municipal Spatial Plans • South African National Space Atlas • National Upgrading Support Programme (NUSP) • Informal Settlements Studies • Multiyear Housing Development Plan • Housing Code • Approved Business Plans
Method of Calculation/Assessment	Simple count
Means of verification	<p>Either of the following:</p> <ul style="list-style-type: none"> • Approved layout plan • Approved surveyor General Map
Assumptions	Many settlements not properly formalized
Disaggregation of Beneficiaries	N/A
Spatial Transformation	Spatially referenced
Calculation Type	Non-Cumulative
Reporting Cycle	Annually
Desired performance	All targeted informal settlements completed in phase 2
Indicator Responsibility	Chief director human settlements, planning, performance and stakeholder management

Indicator title	Number of housing units completed
------------------------	--

Definition	The purpose of the indicator is to measure progress achieved in the delivery of full subsidy housing units or named as BNG houses delivered by the Provincial Departments of Human Settlements and Municipalities. A BNG house is a permanent residential structure to be provided by means of the housing subsidy. Each house as a minimum must be designed in line with the minimum requirements as per the Housing Code.
Source of data	<ul style="list-style-type: none"> • HSS • Consulting engineers • NHBRC • Project contracts
Method of calculation or assessment	Simply count of the BNG houses delivered
Means of verification	Completion certificate or happy letter or Quality assurance or Engineer reports or Trench/Bulk payments: Progress Payments: D6 & HSS Claim Report Control list
Assumption	The houses are built in accordance with relevant regulations
Disaggregation of Beneficiaries (where applicable)	N/A
Spatial transformation (where applicable)	House to be spatially referenced
Calculation type	Cumulative (year-end)
Reporting cycle	Quarterly
Desired performance	All targeted housing units completed
Indicator responsibility	Chief director human settlement programmes and projects management

Indicator title	Number of serviced sites completed
Definition	The purpose of the indicator is to measure progress achieved in the delivery of serviced sites by the Provincial Departments of Human Settlements and Municipalities.

	A serviced site refers to a stand/ Erf/ plot with access to water, sanitation, stormwater, and road. <ul style="list-style-type: none"> • Service site is considered completed when all the above elements are achieved.
Source of data	<ul style="list-style-type: none"> • Business Plans, Dora Reports • HSS, Project Managers signed project report • Approved Detail designs • Infrastructure Project implementation plan (PIP) and Engineering Certificate confirming service sites completed
Method of calculation or assessment	Simple count of serviced sites delivered
Means of verification	Either of the following: <ul style="list-style-type: none"> • Signed happy letter per site or Practical completion certificate • Trench/Bulk payments: Form 4 or Interim Payment Certificate or HSS report • Listing of service sites delivered in terms of the approved ground plan
Assumption	The serviced areas are connected to bulk
Disaggregation of Beneficiaries (where applicable)	N/A
Spatial transformation (where applicable)	Sites to be spatially referenced
Calculation type	Cumulative year end
Reporting cycle	Quarterly
Desired performance	All targeted serviced sites completed through HSDG & USDG
Indicator responsibility	Chief director human settlement programmes and projects management

Indicator title	Number of Community rental units completed
Definition	<p>The indicator measures the number of Community Residential Units that have been delivered through the Community Residential Unit (CRU) Programme. Community Residential Programme targets low-income individuals and households, who are unable to enter the formal private rental and social housing market.</p> <p>Community Residential Unit are built as a resolution to specific historical problems relating to public housing stock and for the provision of new formal rental accommodation in conjunction and complementary to the other rental housing programmes of National Department and the activity of the private sector. It should support the transition of individuals and households from an informal and inadequate housing situation into the formal housing market.</p> <p>Community Residential Unit is considered delivered once a practical completion certificate has been issued</p>

Source of data	<ul style="list-style-type: none"> • The programme progress reports from the Provinces Projects' progress reports or • Data from Consulting Engineers referred to quality assurance unit or • Progress Reports/ Form 4 and D6
Method of calculation/assessment	Simple Count of Community Residential Units delivered
Means of verification	<ul style="list-style-type: none"> • Reports on programme performance • Practical completion certificate issued • Signed Consult Report • Progress Payment: Form 4 & D6 & HSS Claims Report
Assumptions	The beneficiary will utilize the community residential unit fruitfully without contravening housing policy relating to rental criteria
Disaggregation of beneficiaries (where applicable)	N/A
Spatial transformation (where applicable)	Social housing to be spatially referenced
Calculation type	Cumulative year end
Reporting cycle	Quarterly
Desired performance	All targeted CRU delivered
Indicator responsibility	Chief director human settlement programmes and projects management

Indicator Title	Number of job opportunities created through construction of houses and servicing of sites
Definition	A job opportunity refers to paid work for an individual on departmentally contracted housing projects or directly contracted to the Department in terms of EPWP guidelines
Source of data	EPWP reports
Method of Calculation/Assessment	Simple count
Means of verification	<ul style="list-style-type: none"> • Signed contracts

	<ul style="list-style-type: none"> • Control list of beneficiaries • EPWP monthly report
Assumptions	Information provided is accurate
Disaggregation of Beneficiaries	N/A
Spatial Transformation	Spatially referenced
Calculation Type	Cumulative year end
Reporting Cycle	Quarterly
Desired Performance	Archive the set target
Indicator Responsibility	Chief director human settlement programmes and projects management

Indicator Title	Number of Title Deeds registered
Definition	<p>The indicator measures the transfer of ownership of an erf from government entities to beneficiaries/ occupant or deceased estate of erven provided through a state-subsidized mechanism.</p> <p>Registration refers to the legal process that prescribes the transfer of ownership in terms of the Deeds Registries Act 47 of 1937.</p>
Source of data	<input type="checkbox"/> Windeed or Deeds web (deeds office system) (Provinces) <input type="checkbox"/> Conveyancer or Housing Subsidy System (HSS) (List of approved beneficiaries) <input type="checkbox"/> Quarterly DORA and performance reports submitted by provinces (National Department of Human Settlements)
Method of calculation/ assessment	Simple count of new registered title deeds
Means of verification	<input type="checkbox"/> Deeds search printouts or title deeds registered through deeds-based records <input type="checkbox"/> List of properties registered
Assumptions	The target will be achieved if all relevant stakeholders perform as expected and the NDHS provides the required support that will yield the provincial output items, as per the business plans

Disaggregation of beneficiaries (where applicable)	N/A
Spatial transformation (where applicable)	N/A
Calculation type	Cumulative year end
Reporting cycle	Quarterly
Desired performance	Planned state-provided properties are transferred to the rightful beneficiaries.
Indicator responsibility	Chief directorate human settlements administration and property management

Indicator Title	Number of reports compiled by the Rental Disputes Tribunal and Housing Advisory Panel
Definition	<input type="checkbox"/> Rental dispute that indicate number of cases processed and resolved <input type="checkbox"/> Report developed by the advisory panel
Source of data	Case register and annual reports
Method of Calculation/Assessment	Simple count
Means of verification	Case register Annual report Mediation/tribunal rulings
Assumptions	The statutory bodies are established
Disaggregation of Beneficiaries	N/A
Spatial Transformation	N/A
Calculation Type	Non-Cumulative
Reporting Cycle	Annually
Desired Performance	High
Indicator Responsibility	Chief directorate human settlements administration and property management

Indicator Title	Number of Housing Subsidy Applications approved through the Housing Subsidy System
Definition	Approval of beneficiaries on HSS entails the verification and capturing on the system and send for external searches through other government systems like GEPF, Home Affairs, Persal, UIF, NHDBS before approval
Source of data	Subsidy application forms
Method of Calculation/Assessment	Simple count
Means of verification	HSS system report
Assumptions	Applicants submit accurate information
Disaggregation of Beneficiaries	N/A
Spatial Transformation	N/A
Calculation Type	Cumulative year end
Reporting Cycle	Quarterly
Desired Performance	High
Indicator Responsibility	Chief directorate human settlements administration and property management

Indicator title	Number of subsidies disbursed through First Home Finance
Definition	<p>The indicator measures the number of subsidies disbursed through First Home Finance/ Finance Linked Individual Subsidy Programme</p> <p>The subsidy is available to qualifying beneficiaries in affordable housing market to beneficiaries owning home for the first time. Government will provide a once-off subsidy contribution, which is a non-refundable amount and depending on gross household income earning between R3 501 – R22 000 gross income per month.</p>
Source of data	<ul style="list-style-type: none"> • Data will be collected from Provinces and NHFC • HSS (Human Settlements system) • List of applications forms of potential beneficiaries • BAS report on applications received and paid
Method of calculation/ assessment	Simple count of households that received subsidies through FLISP
Means of verification	<p>Quarterly reports on FLISP</p> <p>List of approved beneficiaries</p>

	<p>Approval letters</p> <p>Payment requisition and supporting documents</p> <p>Windeed report reflecting beneficiary who received FLISP payments</p> <p>HSS Beneficiary Report & Form</p> <p>BAS financial report</p> <p>Proof of transfer as well as proof of payment indicating the following:</p> <p>Name of beneficiary, ID number, and the amount of the subsidy</p> <p>Copies of the individual enquiries from the Deeds Website stating the following information: erf number, owner of the property, purchase price, and ID number</p>
Assumptions	Beneficiaries qualify with the National Credit Act
Disaggregation of Beneficiaries (where applicable)	N/A
Spatial transformation (where applicable)	N/A
Calculation type	Cumulative year-end
Reporting cycle	Quarterly
Desired performance	All targeted households to receive subsidies through FLISP
Indicator responsibility	Chief directorate human settlements administration and property management

COOPERATIVE GOVERNANCE

Indicator title	Number of reports on municipalities supported to develop and maintain water treatment and distribution infrastructure and wastewater treatment systems
Definition	reports that provide information on municipalities supported in developing and maintaining their water treatment and distribution infrastructure and wastewater treatment systems.
Source of data	Municipal monthly water infrastructure grants funded project reports. Green and Blue drop reports from the Department of Water and Sanitation.
Method of calculation or assessment	Number of reports developed.
Means of verification	Signed Report on municipalities supported to fast track the development and maintenance of water treatment and distribution infrastructure and wastewater treatment systems
Assumptions	Submission of monthly municipal reports on time Green and Blue drop reports are available and progress reports are available from DWS.
Disaggregation of beneficiaries (where applicable)	N/A
Spatial transformation (where applicable)	Access to water services spatially referenced.
Calculation type	Cumulative year end
Reporting cycle	Quarterly,
Desired performance	Municipalities supported to fast track the development and maintenance of water treatment and distribution infrastructure and wastewater treatment systems
Indicator responsibility	Chief Director: MID

Indicator Title	Number of reports on additional households provided with basic services
Definition	<ul style="list-style-type: none"> Number of reports providing information on additional households reached with basic services funded by the Municipal Infrastructure Grant and Integrated National Electrification Programme for the following services: water, sanitation, refuse removal and electrification. Number of additional km's of municipal roads surfaced to improve vehicle access.
Source of data	<ul style="list-style-type: none"> Municipal annual reports Consolidated CoGHSTA report

	Process:
	<ul style="list-style-type: none"> • Receive annual Municipal Infrastructure Grant funded project implementation reports from all 26 municipalities. • Consolidate information on additional households reached for each service: water, sanitation, refuse removal and household electrification as well as number of km of roads surfaced.
	Monitor in-year project implementation by:
	<ul style="list-style-type: none"> • Convening monthly progress meetings • District project progress reporting meetings • Receive projects proposal, arrange visit to site, arrange project approval meeting and issue project approval letters • Arrange one-on-one intervention meetings for municipalities failing to spend the conditional grant (MIG)
Method of Calculation/Assessment	of number of additional households served and additional KMs of roads constructed.
Means of verification	Municipal annual reports ESKOM INEP implementation report Consolidated COGHSTA report.
Assumptions	Submission of municipal reports in time
Disaggregation of Beneficiaries	of N/A
Spatial Transformation	Access to basics services spatially referenced
Calculation Type	Non-Cumulative
Reporting Cycle	Annually
Desired Performance	Additional households provided with basic services

Indicator Responsibility	Chief Director: MID
--------------------------	---------------------

Indicator Title	Number of municipalities monitored on the implementation of indigent policies (MTDP Priority 1&2)
Definition	Monitor municipalities on the implementation of indigent policies through district forums.
Source of data	Minutes and attendance registers of Back-to-Basics quarterly reporting meetings FBS Reports from municipalities on the back to basic report
Method of Calculation/Assessment	Simple count
Means of verification	Report on municipalities monitored on the implementation of indigent policies
Assumptions	All municipalities have existing indigent policies
Disaggregation of Beneficiaries	N/A
Spatial Transformation	N/A
Calculation Type	Non-Cumulative
Reporting Cycle	Quarterly
Desired Performance	Provision and access to Free Basic Services by municipalities to indigent households
Indicator Responsibility	Chief Director: MID

Indicator title	Number of municipalities monitored on the implementation of infrastructure delivery programs
Definition	Monitor compliance of infrastructure delivery programmes in collaboration with sector departments
Source of data	Municipal monthly progress reports, Municipal project implementation plan
Method of calculation	Manual count of number of municipalities monitored
Means of verification	MIG (Municipal Infrastructure Grant) DoRA reports, site visit reports on projects monitored.
Assumptions	Limitation of information due to lack or inaccurate data
Disaggregation of Beneficiaries (where applicable)	See Annexure D: District Development Model
Spatial Transformation	<ul style="list-style-type: none"> Contribution to Spatial Transformation priorities: As per District Development Model

(where applicable)	<ul style="list-style-type: none"> Spatial impact area: As per District Development Model
Calculation type	Non-Cumulative
Reporting cycle	Quarterly
Desired performance	Improved access to basic service delivery and livelihoods
Indicator responsibility	Chief director: MID

Indicator Title	Number of Section 47 reports compiled as prescribed by the MSA
Definition	The signed-off consolidated annual (provincial) municipal performance report is a legal requirement in Section 47 of the Municipal Systems Act, which requires the MEC for local government to compile and submit to provincial legislature and Minister for Local Government.
Source of data	Annual Municipal Performance Reports (section 46) and secondary data from sector departments
Method of calculation/ Assessment	Manual count of reports compiled
Means of verification	Signed-off Section 47 Report
Assumptions	Municipalities have performance management systems that are responsive to their needs
Disaggregation of Beneficiaries (where applicable)	N/A
Spatial Transformation (where applicable)	N/A
Calculation Type	Non-Cumulative
Reporting Cycle	Annually
Desired performance	All municipalities implementing PMS in accordance with Chapter 6 of the MSA
Indicator responsibility	Chief Director: Cooperative Governance Support

Indicator Title	Number of reports on the implementation of Back-to-Basics action plans by municipalities
Definition	<ul style="list-style-type: none"> Coordinate all stakeholder`s commitments, support interventions within the Back to Basics action plans and reports Departmental signed-off reports reflecting the extent to which municipalities are implementing B2B action plans, with relevant meeting documentation if and where meetings were held, and workshops conducted

Source of data	Quarterly B2B progress reports from municipalities, sector departments and other key stakeholders
Method of Calculation/Assessment	Manual count of reports prepared and submitted
Means of verification	Back to Basic report
Assumptions	Report reflecting progress on implementation of Back to Basics actions and requires intervention to improve service delivery
Disaggregation of Beneficiaries	N/A
Spatial Transformation	N/A
Calculation Type	Cumulative Year-end
Reporting Cycle	Quarterly
Indicator Responsibility	Chief Director: Cooperative Governance Support

Indicator Title	Number of municipalities guided to comply with MPRA
Definition	Guide municipalities towards improving the extent to which municipalities comply with the Municipal Property Rates Act (MPRA).
Source of data	Rates policies, by-laws, tariffs, valuation / supplementary rolls from municipalities.
Method of calculation/ Assessment	Manual count of number of municipalities supported
Means of verification	<ul style="list-style-type: none"> • Consolidated quarterly status report on the extent to which municipalities comply with the MPRA. • Letter of extension for the valuation roll (as and when the extension is requested) • Appointment of municipal valuers
Assumptions	All municipalities comply with MPRA
Disaggregation of Beneficiaries (where applicable)	N/A
Spatial Transformation (where applicable)	N/A
Calculation Type	Non-Cumulative

Reporting Cycle	Quarterly
Desired performance	All local municipalities comply with the MPRA in order to provide nationwide uniformity, simplicity and certainty as well as to take into account the historical imbalances and rates burden on the poor.
Indicator responsibility	Chief Director: Cooperative Governance Support

Indicator Title	Number of municipalities supported with compilation of annual financial statements for submission to Office of the Auditor-General
Definition	<p>Monitor and support municipalities to comply with provisions of the Municipal Finance Management Act.</p> <ul style="list-style-type: none"> • Monitor the compilation of the AFS preparation plans developed by municipalities. • Draft annual financial statements assessed for submission to Auditor-General by municipalities • Monitor the sittings of audit committees on review of draft annual financial statements • Assessment of audit remedial plans and provide feedback to municipalities
Source of data	<p>AFS process plans submitted by municipalities</p> <p>Audit remedial/action plans</p> <p>Audit report and Management letters submitted by municipalities</p> <p>Draft Annual Financial Statements</p>
Means of verification	• Consolidated report on compilation of annual financial statements and the implementation of audit remedial plans
Method of Calculation/Assessment	All (27) municipalities must compile and submit annual financial statement for audit
Assumptions	Submission of annual financial statements by municipalities for external audit on the regulated date
Disaggregation of Beneficiaries	N/A
Spatial Transformation	N/A
Calculation Type	Non-Cumulative
Reporting Cycle	Bi-Annually
Desired Performance	Submission of annual financial statements for external audit by the municipalities.

Indicator Responsibility	Chief Director: Cooperative Governance Support
---------------------------------	--

Indicator Title	Number of reports on capacity building interventions conducted in municipalities
Definition	Monitor and coordinate capacity building programmes and external stakeholders' initiatives in municipalities
Source of data	Municipal audit reports, annual reports, oversight reports, B2B Assessment Reports.
Method of calculation/ Assessment	Manual count of number of capacity building interventions
Means of verification	Quarterly report on capacity building interventions Agenda, invitations, attendance registers and presentations
Assumptions	Municipalities are implementing capacity building strategy
Disaggregation of Beneficiaries (where applicable)	N/A
Spatial Transformation (where applicable)	N/A
Calculation Type	Cumulative year end
Reporting Cycle	Quarterly
Desired performance	To strengthen the capability of municipalities.
Indicator responsibility	Chief Director: Cooperative Governance Support

Indicator title	Number of municipalities supported to comply with MSA Regulations on the appointment of senior managers
Definition	The indicator seeks to monitor and support municipalities to comply with MSA regulations on the appointment of senior managers. It tracks municipalities assisted with the recruitment and selection processes of senior managers in terms of MSA and related regulations through prescribed instruments Nature of Support.

	It aims to contribute to building of a capable state which requires effectively coordinated state institutions with skilled public servants who are committed to the public good and capable of delivering consistently high-quality services, while prioritizing the people in the achievement of the nation's developmental objectives
Source of data	<ul style="list-style-type: none"> • Municipal strategies • Municipal reports on compliance in terms of Regulation 2014
Method of calculation	Simple count
Means of verification	<ul style="list-style-type: none"> • Departmental signed-off reports detailing the municipalities supported and the type of support provided, together with relevant meeting documentation if and where meetings were held and/or workshops conducted • Report on the appointment of Senior Managers in compliance with MSA regulations
Assumptions	Municipalities understand their obligations in terms of compliance with MSA
Disaggregation of Beneficiaries (where applicable)	N/A
Spatial Transformation (where applicable)	N/A
Calculation type	Non-Cumulative
Reporting cycle	Quarterly
Desired performance	All municipalities appointing competent senior managers in line with the competency requirements in the MSA Regulation
Indicator responsibility	Chief Director: Cooperative Governance Support

Indicator Title	Number of municipalities supported to institutionalize the performance management system (PMS)
Definition	The indicator measures support provided to municipalities to develop and implement PMS core elements to manage institutional performance as per Chapter 6 of the MSA.
Source of data	PMS assessment report. Reports from municipalities, PMS audit reports, PMS assessment tool
Method of calculation/ Assessment	Manual count of number of municipalities supported
Means of verification	A report detailing the municipalities supported and the type of support provided, together with meeting documentation
Assumptions	Municipalities have performance management systems that are responsive to their needs

Disaggregation of Beneficiaries (where applicable)	N/A
Spatial Transformation (where applicable)	N/A
Calculation Type	Non-Cumulative
Reporting Cycle	Quarterly
Desired performance	All municipalities implementing PMS in accordance with Chapter 6 of the MSA
Indicator responsibility	Chief Director: Cooperative Governance Support

Indicator Title	Number of municipalities supported to reduce/address Unauthorised, Irregular, Wasteful and fruitless expenditure
Definition	Support aimed at targeted municipalities to improve and strengthen internal controls to reduce Unauthorized, Irregular, Wasteful and Fruitless expenditure.
Source of data	Audit reports, letters to the MEC, audit action plans and MPAC reports
Method of calculation/ Assessment	Simple count of municipalities supported
Means of verification	<ul style="list-style-type: none"> Consolidated report on the measures implemented by targeted municipalities to address UIF&W expenditures
Assumptions	Municipalities are implementing Audit Action Plans.
Disaggregation of Beneficiaries (where applicable)	N/A
Spatial Transformation (where applicable)	N/A
Calculation Type	Non-Cumulative
Reporting Cycle	Annual
Desired performance	Measures implemented by municipalities to address the UIF&W expenditures
Indicator responsibility	Chief Director: Cooperative Governance Support

Indicator title	Number of municipalities monitored on the extent to which anti-corruption measures are implemented
------------------------	---

Definition	Monitor regularly and report on the extent to which municipalities implement anti-corruption measures towards promoting good governance and build an ethical state which is driven by the constitutional values and principles of public administration and the rule of law, focused on the progressive realization of socio-economic rights and social justice as outlined in the Bill of Rights. The anti-corruption measures are inter alia policies or strategies (anti-fraud, whistle blowing, investigation), structures (Committees) and awareness / training.
Source of data	Municipal reports and/or data on the extent to which municipalities implement anti-corruption measures
Method of calculation	Manual count of municipalities monitored
Means of verification	Consolidated report on anti-corruption measures implemented by municipalities.
Assumptions	National Anti-Corruption Strategy implemented is by municipalities
Disaggregation of Beneficiaries (where applicable)	N/A
Spatial Transformation (where applicable)	N/A
Calculation type	Non Cumulative
Reporting cycle	Quarterly
Desired performance	All municipalities are implementing measures to curb fraud and corruption.
Indicator responsibility	Chief Director: Cooperative Governance Support

Indicator Title	Number of district municipalities supported on functionality of District IGR Structures
Definition	<ul style="list-style-type: none"> - Support 5 district municipalities to maintain intergovernmental relations. - Attend district IGR meetings and monitor of implementation of resolutions <p>This is the assembled collected information report which outlines how the 5 district inter-governmental structures are functional or working.</p>
Source of data	- Reports from local and district municipalities
Method of Calculation/Assessment	Consolidated quarterly report on the functionality of District IGR structures
Means of verification	Reports, minutes, and resolutions
Assumptions	Functional IGR structures in 5 District municipalities

Disaggregation of Beneficiaries	N/A
Spatial Transformation	N/A
Calculation Type	Non-Cumulative
Reporting Cycle	Quarterly
Desired Performance	Promote Intergovernmental programmes to maximize the impact
Indicator Responsibility	Chief Director: Democratic Governance and Disaster Management

Indicator Title	Number of municipalities supported to maintain functional Disaster Management Centres
Definition	This refers to supporting municipalities to maintain functional Disaster Management Centres. Support entails: supporting municipal institutional arrangements, and deployment of officials to assist with assessments of disaster incidents and site visits. The activities carried out by the department to help the disaster management centers to carry out their operations.
Source of data	Disaster Management Act Support Plan to maintain functional Disaster Management Centres Municipal quarterly reports
Method of Calculation/ Assessment	Count the number of municipalities supported to maintain functional Disaster Management Centres.
Means of verification	• Signed Report on the support provided on maintaining functional Disaster Management Centres based on the support plan
Assumptions	Increasing number of Incidents and non-compliance from stakeholders
Disaggregation of Beneficiaries (where applicable)	N/A
Spatial Transformation (where applicable)	N/A
Calculation Type	Non - Cumulative
Reporting Cycle	Quarterly
Desired performance	All disaster management centres functional

Indicator responsibility	Head of Disaster Management
---------------------------------	-----------------------------

Indicator Title	Number of municipalities supported to maintain functional ward committees
Definition	Promote the attainment of the Back-to-Basics Pillar 1 namely: putting people first (positive community experiences) through promoting the functionality of ward committees by implementing ward operational plans, monitoring the payments on the Out of Pockets Expenses, monitoring the convening of Community meetings, monitoring the convening of ward committees' meetings.
Source of data	Reports from municipalities supported to maintain functional ward committees
Method of Calculation/ Assessment	Manual count of the number of municipalities supported to maintain functional ward committees.
Means of verification	<ul style="list-style-type: none"> • Assessment and monitoring reports. • Quarterly reports on functional ward committees • Roll calls
Assumptions	<p>Availability/functionality of electronic systems and data connectivity.</p> <p>Dedicated capacity in municipalities to provide required information</p>
Disaggregation of Beneficiaries (where applicable)	N/A
Spatial Transformation (where applicable)	N/A
Calculation Type	Non-cumulative
Reporting Cycle	Quarterly
Desired performance	All municipalities maintain functional ward committees to promote the deepening of participatory democracy at local level
Indicator responsibility	Chief Director: Democratic Governance and Disaster Management

Indicator Title	Number of reports compiled on the functionality of the disaster management advisory forum
Definition	Convene disaster management advisory for a and compile minutes of such.

Source of data	Departmental reports
Method of Calculation/Assessment	Single count of meetings held.
Means of verification	Minutes, copies of invites, and attendance registers
Assumptions	Functional and effective advisory for a
Disaggregation of Beneficiaries	N/A
Spatial Transformation	N/A
Calculation Type	Cumulative year-end
Reporting Cycle	Quarterly
Desired Performance	High
Indicator Responsibility	Chief Director: Democratic Governance and Disaster Management

Indicator title	Number of municipalities supported to resolve community concerns. (MTDP priority 2&3)
Definition	Support municipalities through contact or electronic workshops or working sessions to develop sample draft registers of community concerns; to enable municipalities themselves to develop responsive improvement plans to address such concerns including developing a tracking system to monitor implementation of remedial actions in line with their customer care systems (e.g., Batho Pele policies).
Source of data	Reports from municipalities supported to resolve community concerns
Method of calculation /Assessment	Simple count
Means of verification	<ul style="list-style-type: none"> • Consolidated quarterly report. • Database on Community Concerns • Attendance Register
Assumptions	<p>Availability/functionality of electronic systems and data connectivity.</p> <p>Dedicated capacity in municipalities to provide required information</p>
Disaggregation of Beneficiaries (where applicable)	N/A

Spatial Transformation (where applicable)	N/A
Calculation type	Non- Cumulative
Reporting cycle	Quarterly
Desired performance	All municipalities capable of recording, reviewing, resolving community concerns and reporting
Indicator responsibility	Chief Director: Democratic Governance and Disaster Management

Indicator Title	Number of LED initiatives/interventions implemented in municipalities
Definition	Support municipalities in creating an enabling environment for Local Economic Development through facilitation of LED initiatives / interventions / projects.
Source of data	Guidelines for the Review and Development of LED Strategies in municipalities;
Method of Calculation/Assessment	Simple count
Means of verification	Minutes, Reports, Agendas and Invitations
Assumptions	LED Strategies, municipal infrastructure project support LED initiatives
Disaggregation of Beneficiaries	N/A
Spatial Transformation	N/A
Calculation Type	Cumulative year end
Reporting Cycle	Quarterly
Desired Performance	High
Indicator Responsibility	Chief Director: Development Planning

Indicator Title	Number of municipalities with legally compliant IDPs
Definition	Support and monitor the extent to which municipal IDPs are compliant with legislative requirements, respond to service delivery and development challenges, community priorities and mainstream gender
Source of data	IDP assessment and analysis reports
Method of calculation/ Assessment	Quantitative: Manual count of number of municipalities supported
Means of verification	Signed-off report indicating the municipalities with legally compliant IDPs, and Individual Municipal IDPs

Assumptions	All municipal IDPs are compliant and respond to service delivery, development challenges and needs of communities
Disaggregation of Beneficiaries (where applicable)	N/A
Spatial Transformation (where applicable)	Through the whole province in 22 local municipalities supported by five district municipalities
Calculation Type	Non-Cumulative
Reporting Cycle	Annually
Desired performance	All municipalities have IDPs which are addressing key service delivery priorities and development needs
Indicator responsibility	Chief Director: Development Planning

Title	Number of Municipalities supported with implementation of SDFs in line with SPLUMA
Definition	Support municipalities with the development or review of SDFs in terms of the guidelines. Development of terms of reference for development or review of SDFs Participate in the steering committee meetings Provide technical inputs on the establishment of a GIS system
Source of data	SDFs guidelines
Method of calculation/Assessment	Simple count
Means of verification	Agendas/Invitations, minutes of meetings/assessment reports and maps
Assumptions	Municipalities complying 100% with the SDF guidelines
Disaggregation of Beneficiaries	N/A
Spatial Transformation	N/A
Calculation type	Non Cumulative
Reporting Cycle	Annually
Desired Performance	All municipalities adopted SPLUMA compliant SDFs
Indicator Responsibility	Chief Director: Development Planning

Title	Number of Municipalities supported with demarcation of sites
Definition	The Number of sites demarcated in order to enable municipalities to orderly plan their area to avoid mushrooming of illegal settlements
Source of data	Municipalities submit request for assistance in terms of demarcation of sites
Method of calculation/Assessment	Simple count
Means of verification	Site inspection Reports/Assessment Reports/Minutes, General Plans/Diagrams
Assumptions	Realization of properly planned new human settlements in the province
Disaggregation of Beneficiaries	N/A
Spatial Transformation	N/A
Calculation type	Non Cumulative
Reporting Cycle	Annually
Desired Performance	Improved orderly human settlements planning in the province
Indicator Responsibility	Chief Director: Development Planning

Title	Number of municipalities supported with implementation of LUS
Definition	Supporting municipalities in terms of section 24 of Spatial planning and Land Use Management Act and regulation to develop and implement Land Use Schemes. Development of terms of reference for development or review of Land Use Schemes (LUS) Participate in the steering committee meetings Assess and provide inputs into the draft LUS Review the LUS Assess decisions on land development applications Workshops and training

Source of data	Land Use Scheme guidelines
Method of calculation/Assessment	Simple count
Means of verification	Agendas, minutes/reports of the meetings/workshops
Assumptions	Compliant land use schemes developed in terms of the guideline
Disaggregation of Beneficiaries	N/A
Spatial Transformation	N/A
Calculation type	Non Cumulative
Reporting Cycle	Annually
Desired Performance	Approved and adopted LUS
Indicator Responsibility	Chief Director: Development Planning

Title	Number of municipalities supported with Implementation of SPLUMA
Definition	Monitor and capacitate and support Municipalities to effectively implement SPLUMA
Source of data	SPLUMA and its regulation and SPLUMA training manuals
Method of calculation/Assessment	Simple count
Means of verification	Agendas, minutes/reports of the meetings/workshops and forums
Assumptions	Municipalities complying with SPLUMA requirements
Disaggregation of Beneficiaries	N/A
Spatial Transformation	N/A
Calculation type	Non-Cumulative
Reporting Cycle	Annually
Desired Performance	All municipalities implement SPLUMA.
Indicator Responsibility	Chief Director: Development Planning

Indicator Title	Number of Districts/Metros monitored on the implementation of One Plans
------------------------	--

Definition	This refers to the implementation of One Plans for the Districts/Metro in line with the requirements of the District Development Model and informed by the spatial plans of both district and local municipalities.
Source of data	<ul style="list-style-type: none"> • One Plans • APPs • District Development Model • District Profiles • DGDPs • Municipal IDPs • Sector Plans/ Spatial Development Frameworks
Method of calculation/ Assessment	Count the number of districts monitored on the implementation of One Plans.
Means of Verification	Consolidated report on Districts monitored on the enhancement/implementation of One Plans
Assumptions	Alignment by sector departments to DDM and IDP formulation and implementation
Disaggregation of Beneficiaries (where applicable)	Target audience will include all groups within municipalities
Spatial Transformation (where applicable)	All targeted districts
Calculation Type	Non-Cumulative
Reporting Cycle	Annually
Desired performance	District Development Plans implemented in line with SDF proposals
Indicator responsibility	Chief Director: Development Planning

Indicator Title	Number of work opportunities reported through Community Work Programme (CWP)
Definition	<p>CWP: Providing an employment safety net to eligible members of targeted communities by offering them a minimum number of regular days of work each month.</p> <p>Purpose:</p>

	<ul style="list-style-type: none"> To provide an employment safety net. The CWP recognises that sustainable employment solutions will take time, particularly in reaching marginal economic areas. To contribute to the development of public assets and services in poor communities. To strengthen community development approaches. <p>To improve the quality of life for people in marginalised economic areas by providing work experience, enhancing dignity and promoting social and economic inclusion.</p>
Source of data	Site operational plans, Site Visits reports, CWP Implementing Agent reports.
Method of calculation/ Assessment	Manual count of the number of municipalities supported.
Means of verification	CWP Quarterly report Attendance register on Provincial Coordination forum
Assumptions	<ul style="list-style-type: none"> All local municipalities have CWP sites CWP Local Reference Committees are operational to assist in the coordination of the meetings
Disaggregation of Beneficiaries (where applicable)	<p>Women: 50%</p> <p>Youth: 55%</p> <p>Persons living with a Disability: 2%</p>
Spatial Transformation (where applicable)	To be determined by Province in collaboration with relevant stakeholders
Calculation Type	Non-Cumulative
Reporting Cycle	Quarterly
Desired performance	Improved coordination of CWP in targeted municipalities
Indicator responsibility	Chief Director: Development Planning

TRADITIONAL INSTITUTION DEVELOPMENT

Indicator title	Number of functional institutions of traditional leadership
Definition	The indicator refers to the improvement in the functionality of Houses of Traditional and Khoi-San Leaders and the PICC. The functionality assessment will be developed in the first quarter and used as the basis to measure functionality and propose improvements to these structures. The proposed improvements will be monitored quarterly during the third to the fourth quarter of the financial year.
Source of data/Collection of data	CoGHSTA Limpopo-HTKL and LHTKLs PICC
Method of calculation/assessment	Simple Count
Means of verification	Reports
Assumptions	The Houses and the PICC will cooperate with the assessment of their functionality for improvements
Disaggregation of beneficiaries (where)	None

applicable, for Women, Youth and PWD)	
Spatial transformation (where applicable, reflecting which Districts/Metros as per DDM)	District and Local Municipalities with Traditional Leadership
Calculation Type	Non-cumulative
Reporting cycle	Quarterly
Desired performance	Houses and the PICC performing significantly above average for improved service delivery
Indicator responsibility	D: HTL and PICC

Indicator Title	Number of development initiatives for traditional leadership supported
Definition	The indicator refers to the development initiatives or partnerships entered into by Houses, Traditional Councils, PICCs or by the Department with various stakeholders. The partnerships or development initiatives referred to should be intended to empower traditional leaders, traditional councils and traditional communities. The role of the Department will be to support existing initiatives, though engaging with partners, assessing the impact of these initiatives and proposing interventions, if any.
Source of data/Collection of data	National Departments Provincial Government HTKLs Traditional Councils NGOs CBOs Funding Institutions and Sponsors Private Sector Organisations
Method of calculation/assessment	Simple Count
Means of verification	Reports

Assumptions	That traditional leadership cooperative with various role players for development
Disaggregation of beneficiaries	None
Spatial transformation	District and Local Municipalities with Traditional Leadership
Calculation Type	Non-Cumulative
Reporting cycle	Quarterly
Desired performance	Impactful development initiatives for traditional leadership
Indicator responsibility	D: ISS

Indicator Title	Percentage of traditional leadership recognitions processed
Definition	The indicator refers to the recognition of traditional communities and or leaders. This also refers to the recognition for the positions of Senior Traditional Leaders and Headmen and Headwomen, where vacancies exist. The recognitions are done through recommendations made by Royal Families for processing of recognitions by the Department to the Office of the Premier.
Source of data/Collection of data	OTP CoGHSTA HTKLS Traditional Councils Royal Families Investigative Committees
Method of calculation/assessment	Total number of recognitions processed, divided by the total number of vacant traditional leadership positions multiplied by a hundred
Means of verification	Reports
Assumptions	Assuming that there will be heirs, regents or acting leaders to the vacant positions without disputes
Disaggregation of beneficiaries	None
Spatial transformation	District and Local Municipalities with Traditional Leadership
Calculation Type	Non-cumulative

Reporting cycle	Quarterly
Desired performance	Timeous recognition process for stable institution of traditional leadership
Indicator responsibility	CD: AS & HTL & D: HTKL

Indicator Title	Percentage of traditional leadership disputes processed.
Definition	This indicator refers to the processing of traditional leadership disputes. The processing of the disputes is about receiving disputes, registering them, investigating or referring them to the House and the Investigative Committee, through the Premier and communicating the outcome of the disputes and claims to the Royal Families.
Source of data/Collection of data	OTP HTKLs Traditional Councils Royal Families
Method of calculation/assessment	Total number of disputes processed, divide by total number of registered disputes divided by hundred.
Means of verification	Reports
Assumptions	Full cooperation by royal family members to resolve disputes
Disaggregation of beneficiaries	None
Spatial transformation	District and Local Municipalities with Traditional Leadership
Calculation Type	Cumulative year-to-date
Reporting cycle	Quarterly
Desired performance	100% of traditional leadership disputes processed
Indicator responsibility	CD: AS & HTL & D: HTKL

Indicator Title	Number of training program interventions implemented for traditional leadership institutions
------------------------	---

Definition	The indicator refers to capacitating traditional councils through identified training interventions, as outlined in the traditional leadership training manual. The ultimate is to enhance the operations and functionality of traditional councils.
Source of data/Collection of data	CoGHSTA Limpopo-HTKL and LHTKLs Traditional Councils
Method of calculation/assessment	Simple count
Means of verification	Reports
Assumptions	Assuming that traditional leaders and councillors will be willing to be trained and capacitated
Disaggregation of beneficiaries	Women, Youth; and Persons with Disabilities
Spatial transformation	District and Local Municipalities with Traditional Leadership
Calculation Type	Non-Cumulative
Reporting cycle	Quarterly
Desired performance	Training program interventions implemented for traditional leadership institutions
Indicator responsibility	D: ISS

Indicator Title	Number of Traditional Councils supported to perform their functions.
Definition	<ul style="list-style-type: none"> • Senior Traditional Leaders provided with a vehicle. • Number of Traditional Councils provided with furniture • The department will provide financial and non-financial support to the Traditional Councils so they can perform their functions: <ul style="list-style-type: none"> ○ Financial management support: ○ Recording and accounting of finances of each traditional council. ○ Non-financial support:

	<ul style="list-style-type: none"> ○ Capacity building workshop session on issues that will enhance the effective functioning of the Councils. These can be conducted by the Departmental officials/other public and private sector institution. ○ Provision of Offices for Traditional Councils with furniture ○ Provision of communication devices.
Source of data	Financial support: Order and requisition Non-financial: Attendance register and report of training workshop, Inspection/Performance reports
Method of Calculation / Assessment	Manual count of Traditional Leadership structures supported to perform their functions.
Means of verification	Quarterly progress report
Assumptions	If institutions of traditional leadership are adequately supported, then they will be effective in fulfilling their functions and there will be stability and development in areas of traditional leadership
Disaggregation of Beneficiaries	N/A
Spatial Transformation	N/A
Calculation Type	Non-cumulative
Reporting Cycle	Quarterly
Desired performance	Functional institution of traditional leadership
Indicator Responsibility	Chief director: institutional and king/queenship support services

Indicator title	Number of Anti GBVF Intervention/campaigns for traditional leadership (Pillar 2: Prevention and Restoration of Social Fabric of the NSP)
Definition	The indicator aims to increase awareness on Gender-Based Violence and Femicide through Anti-GBVF campaigns for traditional leaders so that they can play a role in curbing gender-based violence in their communities
Source of data	Project plan on campaigns aimed to increase awareness of GBVF Information sessions
Method of calculation	Manual count of interventions/campaigns conducted
Means of verification	Progress reports on GBVF intervention/campaigns
Assumptions	All traditional leaders participate fully and actively in Anti-GBVF structures Availability and commitment of strategic partners or/and development partners

Disaggregation of Beneficiaries	Data will be disaggregated in terms of the following vulnerable groups: Women, Unemployed youth, Girl child, Boy child, Men & All vulnerable groups
Spatial Transformation	N/A
Calculation type	Cumulative year end
Reporting cycle	Quarterly
Desired performance	Increased awareness on GBVF amongst traditional leadership communities
Indicator responsibility	Chief director: Institutional and king/queenship support services

Annexures to the Annual Performance Plan

Where applicable, the following annexures must be included in institutions' APPs.

Annexure A: Amendments to the Strategic Plan

None

Annexure B: Conditional grants

Name of grant	Purpose	Outputs	Current annual budget (R thousands)	Period of grant
HSDG	Provision of integrated human settlements	2 923 housing units, 1 500 title deeds	892 884	3 years
ISUPG	Upgrading of informal settlements	1 640 serviced sites	212 572	3 years

Annexure C: Consolidated indicators

Institution	Output indicator	Annual target	Data source
-------------	------------------	---------------	-------------

None

Annexure D: District Development Model

Area of intervention in the NSDF and DDM	Annual commitments								
	Project Name	Project Description	Budget allocation	District Municipality	Specific Location	Project Leader	Social Partner	Longitude (East/West+X)	Longitude (North/South/-Y)
Water	Vaalwater ext 6	Approval of the layout plan ,general plan by the surveyor general ,openong of township register, proclamation of the township and close out report.	R271 814	WATERBERG DISTRICT	137 KR	ISHS	Municipality	24°17'25.67"S	28° 6'22.75"E
Sanitation	Fourie/Kruger	Approval of the layout plan ,general plan by the surveyor general ,openong of township register, proclamation of the township and close out report.	R365 339	WATERBERG DISTRICT	44 KS (town)	ISHS	Municipality	24°11'35.00"S	29° 00'58.0"E
Roads	Mogalakwena ext 20	Approval of the layout plan ,general plan by the surveyor general	R893 720	WATERBERG DISTRICT	44 KS (town)	ISHS	Municipality	24°11'11.64"S	28°57'59.61"E

Area of intervention in the NSDF and DDM	Annual commitments								
	Project Name	Project Description	Budget allocation	District Municipality	Specific Location	Project Leader	Social Partner	Longitude (East/West+X)	Longitude (North/South-Y)
		,openong of township register, proclamation of the township and close out report.							
Stormwater	Appies 11	Approval of the layout plan ,general plan by the surveyor general ,openong of township register, proclamation of the township and close out report.	R1 058 855	SEKHUKHUNE DISTRICT	298KT	ISHS	Municipality	24°37'48.90"S	30°21'8.08"E
Electricity	Appies 12	Approval of the layout plan, general plan by the surveyor general, openong of township register, proclamation of the township and close out report.	R432 647	SEKHUKHUNE DISTRICT	298KT	ISHS	Municipality	24°37'22.21"S	30°20'08.77"E
Environmental Management	Mogwadi	Approval of the layout plan ,general plan by the surveyor general ,openong of	R248 113	CAPRICORN	Portion 2 and 8 of the farm Duitschland 169 LS (Mogwadi township)	ISHS	Municipality	24°20'45.53"S	30°56'33.60"E

Area of intervention in the NSDF and DDM	Annual commitments								
	Project Name	Project Description	Budget allocation	District Municipality	Specific Location	Project Leader	Social Partner	Longitude (East/West+X)	Longitude (North/South-Y)
		township register, proclamation of the township and close out report.							
	Land Acquisition	Approval of the layout plan ,general plan by the surveyor general ,openong of township register, proclamation of the township and close out report.	R1 798 667	CAPRICORN	TBA	ISHS	Municipality	-23,051424	29,916358
	Land Acquisition	Acquisition of land	R1 498 667	MOPANI DISTRICT	TBA	ISHS	Municipality	-23,902314	29,452407
	Land Acquisition	Acquisition of land	R1 798 666	WATERBERG DISTRICT	Skierlik	ISHS	Municipality	-23,902314	29,452407
	WATERBERG/BELABELA MUNI./LOATA(200)UISP/23/24 (Phase)	Acquisition of land	R4 600 000	WATERBERG DISTRICT	Bela Bela Ext.25	ISHS	Municipality	-24,8603434	28,2639876
	WATERBERG/BELA-BELA MUNI./SIZAYE CON (200) UISP 23/24 (Phase)	To conduct Geotechnical investigation, design, and install engineering services	R4 400 000	WATERBERG DISTRICT	Bela Bela Ext.25	ISHS	Municipality	-24,8603434	28,2639876
	WATERBERG/BELA-BELA MUNI./ZAKUMI/UISP/23/24 (Phase) 200	To conduct Geotechnical investigation, design, and install	R3 403 836	WATERBERG DISTRICT	Skierlik	ISHS	Municipality	-24,8603434	28,2639876

Area of intervention in the NSDF and DDM	Annual commitments								
	Project Name	Project Description	Budget allocation	District Municipality	Specific Location	Project Leader	Social Partner	Longitude (East/West+X)	Longitude (North/South -Y)
		engineering services							
	WATERBERG/BELA-BELA MUNI./MONT CON (187) UISP/23/24 (Phase)	To conduct Geotechnical investigation, design, and install engineering services	R3 600 000	WATERBERG DISTRICT	Vaalwater ext.5	ISHS	Municipality	-24,8603434	28,2639876
	WATERBERG/MODIMOLLE-MOOKGOPONG MUNI./SAMTAK(176)UISP/23/24 (Phase)	To conduct Geotechnical investigation, design, and install engineering services	R3 600 000	WATERBERG DISTRICT	Phagameng ext.13	ISHS	Municipality	-24,8603434	28,2639876
	WATERBERG/MODIMOLLE-MOOKGOPONG MUNI./TLOU INTERGRATED/UISP/23/24 (Phase)257 SITES	Design And Construction Monitoring For The Bulk Sewer Pipeline (Esitimated at 6.0km) at Vogelezang, South of Nancefield	R2 227 111	WATERBERG DISTRICT	Bela Bela Ext.25	ISHS	Municipality	-24,6992771	28,4535819
	WATERBERG/BELA-BELA MUNI./KIPP/IUSP/23/24 (Phase)	Detailed Design,Contract documentation And Construction Monitoring For The Bulk Sewer Pipelines(Gravity Line-700mm and rising main -	R1 466 100	WATERBERG DISTRICT	Bela Bela Ext.25	ISHS	Municipality	-24,8603434	28,2639876

Area of intervention in the NSDF and DDM	Annual commitments								
	Project Name	Project Description	Budget allocation	District Municipality	Specific Location	Project Leader	Social Partner	Longitude (East/West+X)	Longitude (North/South-Y)
		500M), And Sewer Pump Station At Senwabarwana							
	WATERBERG/BELA-BELA MUNI./OLTATECH/IUSP/23/24 (Phase)	Detailed Design, Contract Documentation and Construction Monitoring and control for bulk engineering services for bulk sewer pipeline (estimated at 4.0km)	R1 196 111	WATERBERG DISTRICT	Bela Bela Ext.25	ISHS	Municipality	-24,8603434	28,2639876
	WATERBERG/BELA-BELA MUNI./KIPP/IRDP: SERVICES 22/23 (Belabela Ext 25)	Design And Construction Monitoring and Control for Bulk Water Pipeline At Giyani Extension H (Estimated at 4.0km)	R5 060 869	WATERBERG DISTRICT	Alma	ISHS	Municipality	23°19'31.80"S	30°42'31.38"E.
	WATERBERG/MODIMOLLE-MOOKGOPONG MUNI./TSHEDZA UISP/23/24 (Phase)	Design And Construction Monitoring and Control for Bulk Water Pipeline At Giyani Extension F	R1 505 930	WATERBERG DISTRICT	Vaalwater Ex 5	ISHS	Municipality	24°28'52.85"S	28° 5'16.65"E.
	WATERBERG/MODIMOLLE-MOOKGOPONG	Detailed Design,	R1 293 189	VHEMBE DISTRICT	Masisi	ISHS	Municipality	-24,6992771	28,4535819

Area of intervention in the NSDF and DDM	Annual commitments								
	Project Name	Project Description	Budget allocation	District Municipality	Specific Location	Project Leader	Social Partner	Longitude (East/West+X)	Longitude (North/South -Y)
	MUNI./KMSD/UISP 23/24 (Phase)	Contract Documentation and Construction Monitoring and control for bulk engineering services for bulk sewer pipeline and upgrading of rietbok sewer pump station and construction of bulk sewer connector pipeline at Ha-Mawasha							
	WATERBERG/MODIMOLLE-MOOKGOPHONG MUNI./DZ INVEST./UISP 23/24 (Phase)		R1 914 454	VHEMBE DISTRICT	Nancefield	ISHS	Municipality	-24,8603434	28,2639876
	Bulk Sewer Pipeline Masisi, PHAMELA,	Design and Construction of Internal Engineering services for 200 sites	R1 359 536	VHEMBE DISTRICT	Masisi	ISHS	Municipality	22°25'30.09"S	30°51'27.87"E.
	Bulk Sewer Pipeline Nancefield PHAMELA, VOGELEZENG	Design and Construction of Internal Engineering services for 220 sites	R2 480 000	VHEMBE DISTRICT	Nancefield-	ISHS	Municipality	22°25'30.09"S	30°51'27.87"E.
	Bulk Water Pipeline Masisi, INFRAKINGS	Design and Construction of Internal Engineering	R1 095 376	VHEMBE DISTRICT	Masisi	ISHS	Municipality	22°25'30.09"S	30°51'27.87"E.

Area of intervention in the NSDF and DDM	Annual commitments								
	Project Name	Project Description	Budget allocation	District Municipality	Specific Location	Project Leader	Social Partner	Longitude (East/West+X)	Longitude (North/South-Y)
		services for 200 sites							
	Bulk Water Pipeline Nancefield-OBITALS	Design and Construction of Internal Engineering services for 200 sites	R1 609 113	VHEMBE DISTRICT	Masisi	ISHS	Municipality	22°25'30.09"S	30°51'27.87"E.
	Sewer Treatment Plant Masisi, TSHEDZA	design and construction of community hall	R1 116 367	VHEMBE DISTRICT	Nancefield	ISHS	Municipality	22°25'30.09"S	30°51'27.87"E.
	Elevated water tank and boreholes at Masisi. KMSD	design and construction of community hall	R1 255 036	VHEMBE DISTRICT	Musina	ISHS	Municipality	22°25'30.09"S	30°51'27.87"E.
	Sewer Treatment Plant Nancefield, THAMAGANE	TBA	R660 250	VHEMBE DISTRICT	Musina	ISHS	Municipality	22°25'30.09"S	30°51'27.87"E.
	Construction of Campel package plant. KIPP	TBA	R2 259 600	VHEMBE DISTRICT	Malamulele	ISHS	Municipality	22°25'30.09"S	30°51'27.87"E.
	Construction of 200mm to 300mm sewer line, KIPP	Design and Construction of Internal Engineering services	R2 134 062	VHEMBE DISTRICT	Mavuyisi	ISHS	Municipality	22°25'30.09"S	30°51'27.87"E.
	Refurbishment and upgrading of sewer pump station KIPP	construction of 2.8 km bulk sewer	R30 000	SEKHUKHUNE DISTRICT	Masakaneng	ISHS	Municipality	-22,996758	30,7133890
	Upgrading/construction of bulk sewer line, KIPP	Design and construction monitoring for sewer treatment upgrading. KMSD.	R15 000	SEKHUKHUNE DISTRICT	Game Farm	ISHS	Municipality	-22,996758	30,7133890
	Construction of sewer line Mavuyisi School and Shopping Complex KIPP	Construction 500m access road. Bakoni	R166 000	WATERBURG	MOGOPONG EXT15	ISHS	Municipality	-22,996758	30,7133890
	SEKHU/ELIAS MOTSOLEDI MUNI./AKWETHU ENG (61) UISP 23/24 (Phase)	Design and Construction of Internal	R110 750	SEKHUKHUNE DISTRICT	Game Farm	ISHS	Municipality	25°11'47.72"S	29°55'8.63"E

Area of intervention in the NSDF and DDM	Annual commitments								
	Project Name	Project Description	Budget allocation	District Municipality	Specific Location	Project Leader	Social Partner	Longitude (East/West+X)	Longitude (North/South -Y)
		Engineering services for 100 sites							
	SEKHU/ELIAS MOTSOLEDI MUNI./LEKGAU(200)UISP 23/24 (Phase)	Design and Construction of Internal Engineering services	R698 436	SEKHUKHUNE DISTRICT	Game Farm	ISHS	Municipality	25°11'47.72"S	29°55'8.63"E
	waterburg/moodimole mokgopong MUNI./KMSD/UISP/23/24 (Phase)	Design and Construction of Internal Engineering services	R4 003 877	SEKHUKHUNE DISTRICT	Game Farm	ISHS	Municipality	25°11'47.72"S	29°55'8.63"E
	SEKHU/ELIAS MOTSOLEDI MUNI./HOKWANI CONS (UISP) 23/24 (Phase)	Design And Construction Monitoring and Control for Bulk Water treatment works	R162 550	CAPRICORN DISTRICT	MOGWADI	ISHS	Municipality	25°11'47.72"S	29°55'8.63"E
	SEKHU/ELIAS MOTSOLEDI MUNI./ALCUTRIX(200)UISP 23/24 (Phase)	Design and Construction of Internal Engineering services	R854 728	CAPRICORN DISTRICT	MOGWADI	ISHS	Municipality	-25,140393	29,3729030
	SEKHU/ELIAS MOTSOLEDI MUNI./MADUNA(200)UISP 23/24 (Phase)	Approval of the layout plan ,general plan by the surveyor general ,openong of township register, proclamation of the township and close out report.	R1 002 245	CAPRICORN DISTRICT	MOGWADI	ISHS	Municipality	-25,140393	29,3729030

Area of intervention in the NSDF and DDM	Annual commitments								
	Project Name	Project Description	Budget allocation	District Municipality	Specific Location	Project Leader	Social Partner	Longitude (East/West+X)	Longitude (North/South/-Y)
	SEKHU/ELIAS MOTSOALEDI MUNI./PTM(138)UISP 23/24 (Phase)	Design And Construction Monitoring and Control for Bulk Water treatment works	R3 348 316	CAPRICORN DISTRICT	SENWABARWANA	ISHS	Municipality	-25,140393	29,3729030
	SEKHU/ELIAS MOTSOALEDI MUNI./TAMISCORE(200)UISP 23/24 (Phase)	Approval of the layout plan ,general plan by the surveyor general ,openong of township register, proclamation of the township and close out report.	R3 548 068	CAPRICORN DISTRICT	SENWABARWANA	ISHS	Municipality	-25,140393	29,3729030
	CAPRICORN/MOLEMOLE MUNI./TSHEDZA/UISP/23/24	Approval of the layout plan ,general plan by the surveyor general ,openong of township register, proclamation of the township and close out report.	R3 753 143	MOPANI DISTRICT	UISP/ 23/24	ISHS	Municipality	23°22'2.67"S	29°20'1.99"E
	CAPRICORN/MOLEMOLE MUNI./ZILOPROX/UISP/23/24	Approval of the layout plan ,general plan by the surveyor general ,openong of	R3 484 934	MOPANI DISTRICT	UISP/ 23/24	ISHS	Municipality	23°22'2.67"S	29°20'1.99"E

Area of intervention in the NSDF and DDM	Annual commitments								
	Project Name	Project Description	Budget allocation	District Municipality	Specific Location	Project Leader	Social Partner	Longitude (East/West+X)	Longitude (North/South-Y)
		township register, proclamation of the township and close out report.							
	CAPRICON/MOLEMOLE MUNI/T2 TECH/UIISP/23/24	Approval of the layout plan ,general plan by the surveyor general ,openong of township register, proclamation of the township and close out report.	R3 135 899	MOPANI DISTRICT	UIISP/ 23/24	ISHS	Municipality	23°22'2.67"S	29°20'1.99"E
	CAPRICON/BLOUBERG MUNI/PHAMELA/UIISP/23/24	Approval of the layout plan ,general plan by the surveyor general ,openong of township register, proclamation of the township and close out report.	R3 079 224	MOPANI DISTRICT	UIISP/ 23/25	ISHS	Municipality	23°22'19.69" S	29°19'47.12"E.
	CAPRICON/BLOUBERG MUNI/MVE CONSULTING/UIISP/23/24	Approval of the layout plan ,general plan by the surveyor general ,openong of township	R1 352 965	MOPANI DISTRICT	UIISP/ 23/26	ISHS	Municipality	23°22'19.69" S	29°19'47.12"E.

Area of intervention in the NSDF and DDM	Annual commitments								
	Project Name	Project Description	Budget allocation	District Municipality	Specific Location	Project Leader	Social Partner	Longitude (East/West+X)	Longitude (North/South -Y)
		register, proclamation of the township and close out report.							
	MOPANI/GIYANI MUNI./MONT/UISP/ 23/24	Approval of the layout plan ,general plan by the surveyor general ,openong of township register, proclamation of the township and close out report.	R3 885 862	various	VARIOUS	ISHS	Municipality	23°19'31.80"S	30°42'31.38"E.
	MOPANI/GIYANI MUNI./MONT/UISP/ 23/24	Acquisition of land	R4 973 668	WATERBERG DISTRICT	BELABELA EXT 25	ISHS	Municipality	23°19'31.80"S	30°42'31.38"E.
	MOPANI/GIYANI MUNI./MONT/UISP/ 23/24	Acquisition of land	R3 000 000	WATERBERG DISTRICT	BELABELA EXT 25	ISHS	Municipality	23°19'31.80"S	30°42'31.38"E.
	MOPANI/GIYANI MUNI./LPS/ SERVICES 22/23 (Phase)	Acquisition of land	R3 173 490	WATERBERG DISTRICT	BELABELA EXT 25	ISHS	Municipality	23°19'31.80"S	30°42'31.38"E.
	MOPANI/GIYANI MUNI./KHONZA/ SERVICES 22/23 (Phase)	To conduct Geotechnical investigation, design, and install engineering services	R4 893 738	WATERBERG DISTRICT	BELABELA EXT 25	ISHS	Municipality	23°19'31.80"S	30°42'31.38"E.
	MOPANI/TZANEEN MUNI./RHANDZO/BULK SEWER 23/24 (Phase)	To conduct Geotechnical investigation, design, and install engineering services	R2 400 000	WATERBERG DISTRICT	PHAKGAMENGX 13	ISHS	Municipality	-24.688246	28.439506

Area of intervention in the NSDF and DDM	Annual commitments								
	Project Name	Project Description	Budget allocation	District Municipality	Specific Location	Project Leader	Social Partner	Longitude (East/West+X)	Longitude (North/South-Y)
	OPSCAP-HDA	To conduct Geotechnical investigation, design, and install engineering services	R5 000 000	WATERBERG DISTRICT		ISHS	Municipality	-23.902276,	29.450757
	WATERBERG, BELABELA/ KASI BOY/(PHASE 3) 57 SITES	To conduct Geotechnical investigation, design, and install engineering services	R2 139 640	WATERBERG DISTRICT	Skierlik	ISHS	Municipality	-24.580949,	27.389292
	WATERBERG, BELABELA/blabela x 25, Lumar /(PHASE 3) 69 SITES	Design And Construction Monitoring For The Bulk Sewer Pipeline (Estimated at 6.0km) at Vogelezang, South of Nancefield	R2 819 274	WATERBERG DISTRICT		ISHS	Municipality	-24,8603434	28,2639876
	WATERBERG, BELABELA/blabela x 25,METH /(PHASE 3) 110 SITES	Detailed Design,Contract documentation And Construction Monitoring For The Bulk Sewer Pipelines(Gravity Line-700mm and rising main - 500M), And Sewer Pump Station At	R80 000	WATERBERG DISTRICT	Zuma Park	ISHS	Municipality	-24,8603434	28,2639876

Area of intervention in the NSDF and DDM	Annual commitments								
	Project Name	Project Description	Budget allocation	District Municipality	Specific Location	Project Leader	Social Partner	Longitude (East/West+X)	Longitude (North/South-Y)
		Senwabarwana							
	WATERBERG, BELABELA/Blabela x 25, SML/(PHASE 3) 141 SITES	Detailed Design, Contract Documentation and Construction Monitoring and control for bulk engineering services for bulk sewer pipeline (estimated at 4.0km)	R300 000	WATERBERG DISTRICT	Zuma Park	ISHS	Municipality	-24,8603434	28,2639876
	WATERBERG,MODIMOOLE PHAKGAMENGX 13, AES/(PHASE 3) 100 SITES	Design And Construction Monitoring and Control for Bulk Water Pipeline At Giyani Extension H (Estimated at 4.0km)	R600 000	WATERBERG DISTRICT	Zuma Park	ISHS	Municipality	-24.688246	28.439506
	WATERBERG,MODIMOOLE PHAKGAMENGX 13, T2TECH/(PHASE 3) 100 SITES	Design And Construction Monitoring and Control for Bulk Water Pipeline At Giyani Extension F	R900 000	WATERBERG DISTRICT	Phagameng ext.14	ISHS	Municipality	-24.688246	28.439506
	WATERBERG, MOGALAKWENA, T2TECH/(PHASE 3) 116 SITES	Detailed Design, Contract Documentation and	R1 400 000	MOPANI	SIYANDANI	ISHS	Municipality	<u>-23.300613,</u>	<u>30.638825</u>

Area of intervention in the NSDF and DDM	Annual commitments								
	Project Name	Project Description	Budget allocation	District Municipality	Specific Location	Project Leader	Social Partner	Longitude (East/West+X)	Longitude (North/South -Y)
		Construction Monitoring and control for bulk engineering services for bulk sewer pipeline and upgrading of rietbok sewer pump station and construction of bulk sewer connector pipeline at Ha-Mawasha							
	WATERBERG, THABAZIMBI, SKIRLEK, BPM2 /(PHASE 3) 200 SITES		R3 570 000	SEKHUKHUNE DISTRICT	GROBLASDALE	ISHS	Municipality	-25.178403,	29.392977
	WATERBERG, MODIMOLE, VALL WATER, Lumar /(PHASE 3) 55 SITES	Design and Construction of Internal Engineering services for 200 sites	R4 529 175	SEKHUKHUNE DISTRICT	Masakaneng	ISHS	Municipality	-25.172630,	29.356407
	WATERBERG, BELABELA/ ZUMAPARK, Marumo /(PHASE 3) 220 SITES	Design and Construction of Internal Engineering services for 220 sites	R2 500 000	SEKHUKHUNE DISTRICT	Rossenekal	ISHS	Municipality	<u>-25.194043,</u>	<u>29.917903</u>
	WATERBERG, BELABELA, ZUMA PARK, TAKUSA /(PHASE 3) 200 SITES	Design and Construction of Internal Engineering services for 200 sites	R2 500 000	SEKHUKHUNE DISTRICT	Game Farm	ISHS	Municipality	25°11'47.72"S	29°55'8.63"E
	WATERBERG, BELABELA/ZUMA PARK,	Design and Construction of	R2 500 000	SEKHUKHUNE DISTRICT	Rossenekal	ISHS	Municipality	<u>-25.194043,</u>	<u>29.917903</u>

Area of intervention in the NSDF and DDM	Annual commitments								
	Project Name	Project Description	Budget allocation	District Municipality	Specific Location	Project Leader	Social Partner	Longitude (East/West+X)	Longitude (North/South-Y)
	ZILOPROX /(PHASE 3) 200 SITES	Internal Engineering services for 200 sites							
	WATERBERG/MODIMOLLE-MOOKGOPHONG MUNI./BASWA BULK SEWER LINE	design and construction of community hall	R2 714 736	SEKHUKHUNE DISTRICT	Rossenekal	ISHS	Municipality	<u>-25.194043,</u>	<u>29.917903</u>
	MOPANI/GIYANI MUNI./MURULA/UIISP/ 23/24, PSP	design and construction of community hall	R2 188 200	MOPANI	GIYANI	ISHS	Municipality	-24,8603434	28,2639876
	SEKHU/ELIAS MOTSOLEDI MUNI./MURULA,UIISP 23/24 (Phase 3) UPGRADING OF WATER TRATEMENYT PLANT, WATER TOWER	TBA	R783 324	VHEMBE	Tshikundamalema	ISHS	Municipality	-25.169665,	29.354980
	SEKHU/ELIAS MOTSOLEDI MUNI./MURULA,UIISP 23/24 (Phase 3) DESIGN BULK AND BULK WATER LINE AT MASAKANENG	TBA	R177 810	WATERBERG	Vaalwater Ext 1	ISHS	Municipality	-25.172630,	29.356407
	SEKHU/ELIAS MOTSOLEDI MUNI./SUPERIAL (Phase 3) UPGRADING OF WATER TRATEMENYT WORKS AND DRILING OF BOHOLES.	Design and Construction of Internal Engineering services	R194 413	MOPANI	Dan Ex	ISHS	Municipality	-25,140393	29,3729030
	SEKHU/ELIAS MOTSOLEDI MUNI./ VOLCANO, GAME FARM (Phase 3) 200 SITES	construction of 2.8 km bulk sewer	R934 790	SEKHUKHUNE DISTRICT	Rossenekal	ISHS	Municipality	<u>-25.194043,</u>	<u>29.917903</u>
	SEKHU/ELIAS MOTSOLEDI MUNI./SKOTANE(100)UIISP 23/24 (Phase 3)	Design and construction monitoring for sewer treatment upgrading. KMSD.	R483 884	SEKHUKHUNE DISTRICT	masakaneng	ISHS	Municipality	-25.172630,	29.356407
	SEKHU/ELIAS MOTSOLEDI MUNI./AES-(420)UIISP 23/24 (Phase 3)	Construction 500m access road. Bakoni	R2 193 305	Mopani	masakaneng	ISHS	Municipality	-25.172630,	29.356407

Area of intervention in the NSDF and DDM	Annual commitments								
	Project Name	Project Description	Budget allocation	District Municipality	Specific Location	Project Leader	Social Partner	Longitude (East/West+X)	Longitude (North/South-Y)
	MOP/GIYANI/LUMAR-(365) 20/21	Design and Construction of Internal Engineering services for 100 sites	R2 073 005	WATERBERG DISTRICT	Bulk services	ISHS	Municipality	-24,8603434	28,2639876
	Homu Community Hall	Design and Construction of Internal Engineering services	R2 400 000	WATERBERG DISTRICT	Augmentation of Bulk Water Supply	ISHS	Municipality	-23.332329,	30.779829
	Tshikundamalema Community Hall	Design and Construction of Internal Engineering services	R2 400 000	VHEMBE	Tshikundamalema	ISHS	Municipality	-22.927142,	30.636755
	Vaalwater Community Hall	Design And Construction Monitoring and Control for Bulk Water treatment works	R2 400 000	WATERBERG	Vaalwater Ext 2	ISHS	Municipality	24°62.85"S	28° 5'16.65"E.
	Dan-Reblocking. Sizeya	Design and Construction of Internal Engineering services	R5 376 995	MOPANI	Dan Ex	ISHS	Municipality	-23.909542	30.268602
	Design and construction monitoring for sewer treatment upgrading. KMSD.	Approval of the layout plan ,general plan by the surveyor general ,openong of township register, proclamation of the township	R1 176 814	SEKHUKHUNE DISTRICT	Rossenekal	ISHS	Municipality	<u>-25.194043,</u>	<u>29.917903</u>

Area of intervention in the NSDF and DDM	Annual commitments								
	Project Name	Project Description	Budget allocation	District Municipality	Specific Location	Project Leader	Social Partner	Longitude (East/West+X)	Longitude (North/South-Y)
		and close out report.							
	Construction 500m access road. Bakoni	Design And Construction Monitoring and Control for Bulk Water treatment works	R6 023 982	SEKHUKHUNE DISTRICT	BERGURS FORD-EXT 58,	ISHS	Municipality	24°28'52.85"S	28° 5'16.65"E.
	WATERBERG, BELABELA, PHAGAMANG, MVE /(PHASE 3) 100 SITES	Approval of the layout plan ,general plan by the surveyor general ,openong of township register, proclamation of the township and close out report.	R2 210 700	WATERBERG	Phagameng ext.13	ISHS	Municipality	-24.692281,	28.420049
	2.8km Bulk sewer line,Phamela	Approval of the layout plan ,general plan by the surveyor general ,openong of township register, proclamation of the township and close out report.	R1 186 627	CAPRICORN	Mmakotse	ISHS	Municipality	24°28'52.85"S	28° 5'16.65"E.
	MOP/GIYANI/LUMAR-(365) 20/21	Approval of the layout plan ,general plan by the	R2 073 005	Mopani		ISHS	Municipality	-24,8603434	28,2639876

Area of intervention in the NSDF and DDM	Annual commitments								
	Project Name	Project Description	Budget allocation	District Municipality	Specific Location	Project Leader	Social Partner	Longitude (East/West+X)	Longitude (North/South -Y)
		surveyor general ,openong of township register, proclamation of the township and close out report.							
	IMPLEMENTING AGENT/HDA/UPGRADING OF PAARL WWTW/ 23/24-25/26 (N24040027/1) (N24040027/2) (N24040027/3)	Approval of the layout plan ,general plan by the surveyor general ,openong of township register, proclamation of the township and close out report.	R5 000 000	WATERBERG DISTRICT	Bulk services	ISHS	Municipality	-23.7199443	27.6973744
	IMPLEMENTING AGENT/HDA/SERVICES VINGERKRAAL (1000) 21/22 (N21030001/1)	Approval of the layout plan ,general plan by the surveyor general ,openong of township register, proclamation of the township and close out report.	R2 000 000	WATERBERG DISTRICT	Augmentation of Bulk Water Supply	ISHS	Municipality	-24.788636,	27.737753
	Portion 39 of Berlin 209 KT Hoedspruit	Approval of the layout plan ,general plan by the surveyor	R300 000	MOPANI DISTRICT	209 KT Hoedspruit	ISHS	Municipality	24°20'45.53"S	30°56'33.60"E

Area of intervention in the NSDF and DDM	Annual commitments								
	Project Name	Project Description	Budget allocation	District Municipality	Specific Location	Project Leader	Social Partner	Longitude (East/West+X)	Longitude (North/South-Y)
		general ,openong of township register, proclamation of the township and close out report.							
	CAPRICORN/MOLEMOLE MUNI/TSHEDZA/UISP/23/24	Approval of the layout plan ,general plan by the surveyor general ,openong of township register, proclamation of the township and close out report.	R300 000	CAPRICORN DISTRICT	Portion 2 and 8 of the farm Duitschland 169 LS (Mogwadi township)	ISHS	Municipality	23°22'2.67"S	29°20'1.99"E
	Vaalwater ext 6	Acquisition of land	R271 814	WATERBERG DISTRICT	137 KR	ISHS	Municipality	24°17'25.67"S	28° 6'22.75"E
	Fourie/Kruger	Acquisition of land	R365 339	WATERBERG DISTRICT	44 KS (town)	ISHS	Municipality	24°11'35.00"S	29° 00'58.0"E
	Mogalakwena ext 20	Acquisition of land	R893 720	WATERBERG DISTRICT	44 KS (town)	ISHS	Municipality	24°11'11.64"S	28°57'59.61"E
	Appies 11	To conduct Geotechnical investigation, design, and install engineering services	R1 058 855	SEKHUKHUNE DISTRICT	298KT	ISHS	Municipality	24°37'48.90"S	30°21'8.08"E
	Appies 12	To conduct Geotechnical investigation, design, and install	R432 647	SEKHUKHUNE DISTRICT	298KT	ISHS	Municipality	24°37'22.21"S	30°20'08.77"E

Area of intervention in the NSDF and DDM	Annual commitments								
	Project Name	Project Description	Budget allocation	District Municipality	Specific Location	Project Leader	Social Partner	Longitude (East/West+X)	Longitude (North/South -Y)
		engineering services							
	Mogwadi	To conduct Geotechnical investigation, design, and install engineering services	R248 113	CAPRICORN	Portion 2 and 8 of the farm Duitschland 169 LS (Mogwadi township)	ISHS	Municipality	24°20'45.53"S	30°56'33.60"E
	Land Acquisition	To conduct Geotechnical investigation, design, and install engineering services	R1 798 667	CAPRICORN	TBA	ISHS	Municipality	-23.051424	29,916358
	Land Acquisition	Design And Construction Monitoring For The Bulk Sewer Pipeline (Estimated at 6.0km) at Vogelesang, South of Nancefield	R1 498 667	MOPANI DISTRICT	TBA	ISHS	Municipality	-23,902314	29,452407
	Land Acquisition	Detailed Design, Contract documentation And Construction Monitoring For The Bulk Sewer Pipelines(Gravity Line-700mm and rising main -	R1 798 666	WATERBERG DISTRICT	Skierlik	ISHS	Municipality	-23,902314	29,452407

Area of intervention in the NSDF and DDM	Annual commitments								
	Project Name	Project Description	Budget allocation	District Municipality	Specific Location	Project Leader	Social Partner	Longitude (East/West+X)	Longitude (North/South-Y)
		500M), And Sewer Pump Station At Senwabarwana							
	WATERBERG/BELABELA MUNI./LOATA(200)UISP/23/24 (Phase)	Detailed Design, Contract Documentation and Construction Monitoring and control for bulk engineering services for bulk sewer pipeline (estimated at 4.0km)	R4 600 000	WATERBERG DISTRICT	Bela Bela Ext.25	ISHS	Municipality	-24,8603434	28,2639876
	WATERBERG/BELA-BELA MUNI./SIZAYE CON (200) UISP 23/24 (Phase)	Design And Construction Monitoring and Control for Bulk Water Pipeline At Giyani Extension H (Estimated at 4.0km)	R4 400 000	WATERBERG DISTRICT	Bela Bela Ext.25	ISHS	Municipality	-24,8603434	28,2639876
	WATERBERG/BELA-BELA MUNI./ZAKUMI/UISP/23/24 (Phase) 200	Design And Construction Monitoring and Control for Bulk Water Pipeline At Giyani Extension F	R3 403 836	WATERBERG DISTRICT	Skierlik	ISHS	Municipality	-24,8603434	28,2639876

Area of intervention in the NSDF and DDM	Annual commitments								
	Project Name	Project Description	Budget allocation	District Municipality	Specific Location	Project Leader	Social Partner	Longitude (East/West+X)	Longitude (North/South/-Y)
	WATERBERG/BELA-BELA MUNI./MONT CON (187) UISP/23/24 (Phase)	Detailed Design, Contract Documentation and Construction Monitoring and control for bulk engineering services for bulk sewer pipeline and upgrading of rietbok sewer pump station and construction of bulk sewer connector pipeline at Ha-Mawasha	R3 600 000	WATERBERG DISTRICT	Vaalwater ext.5	ISHS	Municipality	-24,8603434	28,2639876
	WATERBERG/MODIMOLLE-MOOKGOPONG MUNI./SAMTAK(176)UISP/23/24 (Phase)		R3 600 000	WATERBERG DISTRICT	Phagameng ext.13	ISHS	Municipality	-24,8603434	28,2639876
	WATERBERG/MODIMOLLE-MOOKGOPONG MUNI./TLOU INTERGRATED/UISP/23/24 (Phase)257 SITES	Design and Construction of Internal Engineering services for 200 sites	R2 227 111	WATERBERG DISTRICT	Bela Bela Ext.25	ISHS	Municipality	-24,6992771	28,4535819
	WATERBERG/BELA-BELA MUNI./KIPP/IUSP/23/24 (Phase)	Design and Construction of Internal Engineering services for 220 sites	R1 466 100	WATERBERG DISTRICT	Bela Bela Ext.25	ISHS	Municipality	-24,8603434	28,2639876

Area of intervention in the NSDF and DDM	Annual commitments								
	Project Name	Project Description	Budget allocation	District Municipality	Specific Location	Project Leader	Social Partner	Longitude (East/West+X)	Longitude (North/South-Y)
	WATERBERG/BELA-BELA MUNI./OLTATECH/IUSP/23/24 (Phase)	Design and Construction of Internal Engineering services for 200 sites	R1 196 111	WATERBERG DISTRICT	Bela Bela Ext.25	ISHS	Municipality	-24,8603434	28,2639876
	WATERBERG/BELA-BELA MUNI./KIPP/IRDP: SERVICES 22/23 (Belabela Ext 25)	Design and Construction of Internal Engineering services for 200 sites	R5 060 869	WATERBERG DISTRICT	Alma	ISHS	Municipality	23°19'31.80"S	30°42'31.38"E.
	WATERBERG/MODIMOLLE-MOOKGOPONG MUNI./TSHEDZA UISP/23/24 (Phase)	design and construction of community hall	R1 505 930	WATERBERG DISTRICT	Vaalwater Ex 5	ISHS	Municipality	24°28'52.85"S	28° 5'16.65"E.
	WATERBERG/MODIMOLLE-MOOKGOPONG MUNI./KMSD/UISP 23/24 (Phase)	design and construction of community hall	R1 293 189	VHEMBE DISTRICT	Masisi	ISHS	Municipality	-24,6992771	28,4535819
	WATERBERG/MODIMOLLE-MOOKGOPHONG MUNI./DZ INVEST./UISP 23/24 (Phase)	TBA	R1 914 454	VHEMBE DISTRICT	Nancefield	ISHS	Municipality	-24,8603434	28,2639876
	Bulk Sewer Pipeline Masisi, PHAMELA,	TBA	R1 359 536	VHEMBE DISTRICT	Masisi	ISHS	Municipality	22°25'30.09"S	30°51'27.87"E.
	Bulk Sewer Pipeline Nancefield PHAMELA, VOGELEZENG	Design and Construction of Internal Engineering services	R2 480 000	VHEMBE DISTRICT	Nancefield-	ISHS	Municipality	22°25'30.09"S	30°51'27.87"E.
	Bulk Water Pipeline Masisi, INFRAKINGS	construction of 2.8 km bulk sewer	R1 095 376	VHEMBE DISTRICT	Masisi	ISHS	Municipality	22°25'30.09"S	30°51'27.87"E.
	Bulk Water Pipeline Nancefield-OBITALS	Design and construction monitoring for sewer treatment	R1 609 113	VHEMBE DISTRICT	Masisi	ISHS	Municipality	22°25'30.09"S	30°51'27.87"E.

Area of intervention in the NSDF and DDM	Annual commitments								
	Project Name	Project Description	Budget allocation	District Municipality	Specific Location	Project Leader	Social Partner	Longitude (East/West+X)	Longitude (North/South -Y)
		upgrading. KMSD.							
	Sewer Treatment Plant Masisi, TSHEDZA	Construction 500m access road. Bakoni	R1 116 367	VHEMBE DISTRICT	Nancefield	ISHS	Municipality	22°25'30.09"S	30°51'27.87"E.
	Elevated water tank and boreholes at Masisi. KMSD	Design and Construction of Internal Engineering services for 100 sites	R1 255 036	VHEMBE DISTRICT	Musina	ISHS	Municipality	22°25'30.09"S	30°51'27.87"E.
	Sewer Treatment Plant Nancefield, THAMAGANE	Design and Construction of Internal Engineering services	R660 250	VHEMBE DISTRICT	Musina	ISHS	Municipality	22°25'30.09"S	30°51'27.87"E.
	Construction of Campel package plant. KIPP	Design and Construction of Internal Engineering services	R2 259 600	VHEMBE DISTRICT	Malamulele	ISHS	Municipality	22°25'30.09"S	30°51'27.87"E.
	Construction of 200mm to 300mm sewer line, KIPP	Design And Construction Monitoring and Control for Bulk Water treatment works	R2 134 062	VHEMBE DISTRICT	Mavuyisi	ISHS	Municipality	22°25'30.09"S	30°51'27.87"E.
	Refurbishment and upgrading of sewer pump station KIPP	Design and Construction of Internal Engineering services	R30 000	SEKHUKHUNE DISTRICT	Masakaneng	ISHS	Municipality	-22,996758	30,7133890
	Upgrading/construction of bulk sewer line, KIPP	Approval of the layout plan ,general plan by the surveyor general	R15 000	SEKHUKHUNE DISTRICT	Game Farm	ISHS	Municipality	-22,996758	30,7133890

Area of intervention in the NSDF and DDM	Annual commitments								
	Project Name	Project Description	Budget allocation	District Municipality	Specific Location	Project Leader	Social Partner	Longitude (East/West+X)	Longitude (North/South -Y)
		,openong of township register, proclamation of the township and close out report.							
	Construction of sewer line Mavuyisi School and Shopping Complex KIPP	Design And Construction Monitoring and Control for Bulk Water treatment works	R166 000	WATERBURG	MOGOPONG EXT15	ISHS	Municipality	-22,996758	30,7133890
	SEKHU/ELIAS MOTSOLEDI MUNI./AKWETHU ENG (61) UISP 23/24 (Phase)	Approval of the layout plan ,general plan by the surveyor general ,openong of township register, proclamation of the township and close out report.	R110 750	SEKHUKHUNE DISTRICT	Game Farm	ISHS	Municipality	25°11'47.72"S	29°55'8.63"E
	SEKHU/ELIAS MOTSOLEDI MUNI./LEKGAU(200)UISP 23/24 (Phase)	Approval of the layout plan ,general plan by the surveyor general ,openong of township register, proclamation of the township and close out report.	R698 436	SEKHUKHUNE DISTRICT	Game Farm	ISHS	Municipality	25°11'47.72"S	29°55'8.63"E

Area of intervention in the NSDF and DDM	Annual commitments								
	Project Name	Project Description	Budget allocation	District Municipality	Specific Location	Project Leader	Social Partner	Longitude (East/West+X)	Longitude (North/South-Y)
	waterburg/moodimole mokgopong MUNI./KMSD/UISP/23/24 (Phase)	Approval of the layout plan ,general plan by the surveyor general ,openong of township register, proclamation of the township and close out report.	R4 003 877	SEKHUKHUNE DISTRICT	Game Farm	ISHS	Municipality	25°11'47.72"S	29°55'8.63"E
	SEKHU/ELIAS MOTSOALEDI MUNI./HOKWANI CONS (UISP) 23/24 (Phase)	Approval of the layout plan ,general plan by the surveyor general ,openong of township register, proclamation of the township and close out report.	R162 550	CAPRICORN DISTRICT	MOGWADI	ISHS	Municipality	25°11'47.72"S	29°55'8.63"E
	SEKHU/ELIAS MOTSOALEDI MUNI./ALCUTRIX(200)UISP 23/24 (Phase)	Approval of the layout plan ,general plan by the surveyor general ,openong of township register, proclamation of the township and close out report.	R854 728	CAPRICORN DISTRICT	MOGWADI	ISHS	Municipality	-25,140393	29,3729030

Area of intervention in the NSDF and DDM	Annual commitments								
	Project Name	Project Description	Budget allocation	District Municipality	Specific Location	Project Leader	Social Partner	Longitude (East/West+X)	Longitude (North/South -Y)
	SEKHU/ELIAS MOTSOALEDI MUNI./MADUNA(200)UISP 23/24 (Phase)	Approval of the layout plan ,general plan by the surveyor general ,openong of township register, proclamation of the township and close out report.	R1 002 245	CAPRICORN DISTRICT	MOGWADI	ISHS	Municipality	-25,140393	29,3729030
	SEKHU/ELIAS MOTSOALEDI MUNI./PTM(138)UISP 23/24 (Phase)	Approval of the layout plan ,general plan by the surveyor general ,openong of township register, proclamation of the township and close out report.	R3 348 316	CAPRICORN DISTRICT	SENWABARWANA	ISHS	Municipality	-25,140393	29,3729030
	SEKHU/ELIAS MOTSOALEDI MUNI./TAMISCORE(200)UISP 23/24 (Phase)	Acquisition of land	R3 548 068	CAPRICORN DISTRICT	SENWABARWANA	ISHS	Municipality	-25,140393	29,3729030
	CAPRICORN/MOLEMOLE MUNI./TSHEDZA/UISP/23/24	Acquisition of land	R3 753 143	MOPANI DISTRICT	UISP/ 23/24	ISHS	Municipality	23°22'2.67"S	29°20'1.99"E
	CAPRICORN/MOLEMOLE MUNI./ZILOPROX/UISP/23/24	Acquisition of land	R3 484 934	MOPANI DISTRICT	UISP/ 23/24	ISHS	Municipality	23°22'2.67"S	29°20'1.99"E
	CAPRICORN/MOLEMOLE MUNI./T2 TECH/UISP/23/24	To conduct Geotechnical investigation, design, and install	R3 135 899	MOPANI DISTRICT	UISP/ 23/24	ISHS	Municipality	23°22'2.67"S	29°20'1.99"E

Area of intervention in the NSDF and DDM	Annual commitments								
	Project Name	Project Description	Budget allocation	District Municipality	Specific Location	Project Leader	Social Partner	Longitude (East/West+X)	Longitude (North/South-Y)
		engineering services							
	CAPRICON/BLOUBERG MUNI/PHAMELA/UISP/23/24	To conduct Geotechnical investigation, design, and install engineering services	R3 079 224	MOPANI DISTRICT	UISP/ 23/25	ISHS	Municipality	23°22'19.69" S	29°19'47.12"E.
	CAPRICON/BLOUBERG MUNI/MVE CONSULTING/UISP/23/24	To conduct Geotechnical investigation, design, and install engineering services	R1 352 965	MOPANI DISTRICT	UISP/ 23/26	ISHS	Municipality	23°22'19.69" S	29°19'47.12"E.
	MOPANI/GIYANI MUNI./MONT/UISP/ 23/24	To conduct Geotechnical investigation, design, and install engineering services	R3 885 862	various	VARIOUS	ISHS	Municipality	23°19'31.80"S	30°42'31.38"E.
	MOPANI/GIYANI MUNI./MONT/UISP/ 23/24	Design And Construction Monitoring For The Bulk Sewer Pipeline (Estimated at 6.0km) at Vogelezang, South of Nancefield	R4 973 668	WATERBERG DISTRICT	BELABELA EXT 25	ISHS	Municipality	23°19'31.80"S	30°42'31.38"E.
	MOPANI/GIYANI MUNI./MONT/UISP/ 23/24	Detailed Design,Contract documentation And Construction	R3 000 000	WATERBERG DISTRICT	BELABELA EXT 25	ISHS	Municipality	23°19'31.80"S	30°42'31.38"E.

Area of intervention in the NSDF and DDM	Annual commitments								
	Project Name	Project Description	Budget allocation	District Municipality	Specific Location	Project Leader	Social Partner	Longitude (East/West+X)	Longitude (North/South-Y)
		Monitoring For The Bulk Sewer Pipelines(Gravity Line- 700mm and rising main - 500M), And Sewer Pump Station At Senwabarwana							
	MOPANI/GIYANI MUNI./LPS/ SERVICES 22/23 (Phase)	Detailed Design, Contract Documentation and Construction Monitoring and control for bulk engineering services for bulk sewer pipeline (estimated at 4.0km)	R3 173 490	WATERBERG DISTRICT	BELABELA EXT 25	ISHS	Municipality	23°19'31.80"S	30°42'31.38"E.
	MOPANI/GIYANI MUNI./KHONZA/ SERVICES 22/23 (Phase)	Design And Construction Monitoring and Control for Bulk Water Pipeline At Giyani Extension H (Estimated at 4.0km)	R4 893 738	WATERBERG DISTRICT	BELABELA EXT 25	ISHS	Municipality	23°19'31.80"S	30°42'31.38"E.
	MOPANI/TZANEEN MUNI./RHANDZO/BULK SEWER 23/24 (Phase)	Design And Construction Monitoring and Control for	R2 400 000	WATERBERG DISTRICT	PHAKGAMENGX 13	ISHS	Municipality	-24.688246	28.439506

Area of intervention in the NSDF and DDM	Annual commitments								
	Project Name	Project Description	Budget allocation	District Municipality	Specific Location	Project Leader	Social Partner	Longitude (East/West+X)	Longitude (North/South -Y)
		Bulk Water Pipeline At Giyani Extension F							
	OPSCAP-HDA	Detailed Design, Contract Documentation and Construction Monitoring and control for bulk engineering services for bulk sewer pipeline and upgrading of rietbok sewer pump station and construction of bulk sewer connector pipeline at Ha-Mawasha	R5 000 000	WATERBERG DISTRICT		ISHS	Municipality	- 24.876932,	28.316325
	WATERBERG, BELABELA/ KASI BOY/(PHASE 3) 57 SITES		R2 139 640	WATERBERG DISTRICT	Skierlik	ISHS	Municipality	- 24.874471,	28.276116
	WATERBERG, BELABELA/blabela x 25, Lumar /(PHASE 3) 69 SITES	Design and Construction of Internal Engineering services for 200 sites	R2 819 274	WATERBERG DISTRICT		ISHS	Municipality	- 24.874471,	28.276116
	WATERBERG, BELABELA/blabela x	Design and Construction of Internal	R80 000	WATERBERG DISTRICT	Zuma Park	ISHS	Municipality	- 24.876932,	28.316325

Area of intervention in the NSDF and DDM	Annual commitments								
	Project Name	Project Description	Budget allocation	District Municipality	Specific Location	Project Leader	Social Partner	Longitude (East/West+X)	Longitude (North/South-Y)
	25,METH /(PHASE 3) 110 SITES	Engineering services for 220 sites							
	WATERBERG, BELABELA/Blabela x 25, SML /(PHASE 3) 141 SITES	Design and Construction of Internal Engineering services for 200 sites	R300 000	WATERBERG DISTRICT	Zuma Park	ISHS	Municipality	- 24.876932,	28.316325
	WATERBERG,MODIMOOLE PHAKGAMENGX 13, AES /(PHASE 3) 100 SITES	Design and Construction of Internal Engineering services for 200 sites	R600 000	WATERBERG DISTRICT	Zuma Park	ISHS	Municipality	- 24.876932,	28.316325
	WATERBERG,MODIMOOLE PHAKGAMENGX 13, T2TECH /(PHASE 3) 100 SITES	design and construction of community hall	R900 000	WATERBERG DISTRICT	Phagameng ext.14	ISHS	Municipality	-24.688246	28.439506
	WATERBERG, MOGALAKWENA, T2TECH /(PHASE 3) 116 SITES	design and construction of community hall	R1 400 000	MOPANI	SIYANDANI	ISHS	Municipality	<u>-23.300613,</u>	<u>30.638825</u>
	WATERBERG, THABAZIMBI, SKIRLEK, BPM2 /(PHASE 3) 200 SITES	TBA	R3 570 000	SEKHUKHUNE DISTRICT	GROBLASDALE	ISHS	Municipality	-25.178403,	29.392977
	WATERBERG, MODIMOLE, VALL WATER, Lumar /(PHASE 3) 55 SITES	TBA	R4 529 175	SEKHUKHUNE DISTRICT	Masakaneng	ISHS	Municipality	-25.172630,	29.356407
	WATERBERG, BELABELA/ZUMAPARK, Marumo /(PHASE 3) 220 SITES	Design and Construction of Internal Engineering services	R2 500 000	SEKHUKHUNE DISTRICT	Rossenekal	ISHS	Municipality	<u>-25.194043,</u>	<u>29.917903</u>
	WATERBERG, BELABELA, ZUMA PARK, TAKUSA /(PHASE 3) 200 SITES	construction of 2.8 km bulk sewer	R2 500 000	SEKHUKHUNE DISTRICT	Game Farm	ISHS	Municipality	25°11'47.72"S	29°55'8.63"E
	WATERBERG, BELABELA/ZUMA PARK, ZILOPROX /(PHASE 3) 200 SITES	Design and construction monitoring for sewer	R2 500 000	SEKHUKHUNE DISTRICT	Rossenekal	ISHS	Municipality	<u>-25.194043,</u>	<u>29.917903</u>

Area of intervention in the NSDF and DDM	Annual commitments								
	Project Name	Project Description	Budget allocation	District Municipality	Specific Location	Project Leader	Social Partner	Longitude (East/West+X)	Longitude (North/South-Y)
		treatment upgrading. KMSD.							
	WATERBERG/MODIMOLLE-MOOKGOPHONG MUNI./BASWA BULK SEWER LINE	Construction 500m access road. Bakoni	R2 714 736	SEKHUKHUNE DISTRICT	Rossenekal	ISHS	Municipality	<u>-25.194043,</u>	<u>29.917903</u>
	MOPANI/GIYANI MUNI./MURULA/UISP/ 23/24, PSP	Design and Construction of Internal Engineering services for 100 sites	R2 188 200	MOPANI	GIYANI	ISHS	Municipality	-23.295579	30.716907
	SEKHU/ELIAS MOTSOLEDI MUNI./MURULA,UISP 23/24 (Phase 3) UPGRADING OF WATER TRATEMENYT PLANT, WATER TOWER	Design and Construction of Internal Engineering services	R783 324	VHEMBE	Tshikundamalema	ISHS	Municipality	-25.169665,	29.354980
	SEKHU/ELIAS MOTSOLEDI MUNI./MURULA,UISP 23/24 (Phase 3) DESIGN BULK AND BULK WATER LINE AT MASAKANENG	Design and Construction of Internal Engineering services	R177 810	WATERBERG	Vaalwater Ext 1	ISHS	Municipality	-25.172630,	29.356407
	SEKHU/ELIAS MOTSOLEDI MUNI./SUPERIAL (Phase 3) UPGRADING OF WATER TRATEMENYT WORKS AND DRILING OF BOHOLES.	Design And Construction Monitoring and Control for Bulk Water treatment works	R194 413	MOPANI	Dan Ex	ISHS	Municipality	-25,140393	29,3729030
	SEKHU/ELIAS MOTSOLEDI MUNI./ VOLCANO, GAME FARM (Phase 3) 200 SITES	Design and Construction of Internal Engineering services	R934 790	SEKHUKHUNE DISTRICT	Rossenekal	ISHS	Municipality	<u>-25.194043,</u>	<u>29.917903</u>
	SEKHU/ELIAS MOTSOLEDI MUNI./SKOTANE(100)UISP 23/24 (Phase 3)	Approval of the layout plan ,general plan by the	R483 884	SEKHUKHUNE DISTRICT	masakaneng	ISHS	Municipality	-25.172630,	29.356407

Area of intervention in the NSDF and DDM	Annual commitments								
	Project Name	Project Description	Budget allocation	District Municipality	Specific Location	Project Leader	Social Partner	Longitude (East/West+X)	Longitude (North/South -Y)
		surveyor general ,openong of township register, proclamation of the township and close out report.							
	SEKHU/ELIAS MOTSOALEDI MUNI/AES-(420)UISP 23/24 (Phase 3)	Design And Construction Monitoring and Control for Bulk Water treatment works	R2 193 305	Mopani	masakaneng	ISHS	Municipality	-25.172630,	29.356407
	MOP/GIYANI/LUMAR-(365) 20/21	Approval of the layout plan ,general plan by the surveyor general ,openong of township register, proclamation of the township and close out report.	R2 073 005	WATERBERG DISTRICT	Bulk services	ISHS	Municipality		
	Homu Community Hall	Approval of the layout plan ,general plan by the surveyor general ,openong of township register, proclamation of the township	R2 400 000	WATERBERG DISTRICT	Augmentation of Bulk Water Supply	ISHS	Municipality	-23.332329,	30.779829

Area of intervention in the NSDF and DDM	Annual commitments								
	Project Name	Project Description	Budget allocation	District Municipality	Specific Location	Project Leader	Social Partner	Longitude (East/West+X)	Longitude (North/South -Y)
		and close out report.							
	Tshikundamalema Community Hall	Approval of the layout plan ,general plan by the surveyor general ,openong of township register, proclamation of the township and close out report.	R2 400 000	VHEMBE	Tshikundamalema	ISHS	Municipality	-22.928608,	30.637640
	Vaalwater Community Hall	Approval of the layout plan ,general plan by the surveyor general ,openong of township register, proclamation of the township and close out report.	R2 400 000	WATERBERG	Vaalwater Ext 2	ISHS	Municipality	24°28'52.55"S	28° 5'13.45"E.
	Dan-Reblocking. Sizeya	Approval of the layout plan ,general plan by the surveyor general ,openong of township register, proclamation of the township	R5 376 995	MOPANI	Dan Ex	ISHS	Municipality	-25,140393	29,3729030

Area of intervention in the NSDF and DDM	Annual commitments								
	Project Name	Project Description	Budget allocation	District Municipality	Specific Location	Project Leader	Social Partner	Longitude (East/West+X)	Longitude (North/South-Y)
		and close out report.							
	Design and construction monitoring for sewer treatment upgrading. KMSD.	Approval of the layout plan ,general plan by the surveyor general ,openong of township register, proclamation of the township and close out report.	R1 176 814	SEKHUKHUNE DISTRICT	Rosenekal	ISHS	Municipality	<u>-25.194043,</u>	<u>29.917903</u>
	Construction 500m access road. Bakoni	Approval of the layout plan ,general plan by the surveyor general ,openong of township register, proclamation of the township and close out report.	R6 023 982	SEKHUKHUNE DISTRICT	BERGURS福德-EXT 58,	ISHS	Municipality	24°28'52.85"S	28° 5'16.65"E.
	WATERBERG, BELABELA, PHAGAMANG, MVE /(PHASE 3) 100 SITES	Acquisition of land	R2 210 700	WATERBERG	Phagameng ext.13	ISHS	Municipality	-24.692281,	28.420049
	2.8km Bulk sewer line,Phamela	Acquisition of land	R1 186 627	CAPRICORN	Mmakotse	ISHS	Municipality	24°28'52.85"S	28° 5'16.65"E.
	MOP/GIYANI/LUMAR-(365) 20/21	Acquisition of land	R2 073 005	Mopani		ISHS	Municipality		
	IMPLEMENTING AGENT/HDA/UPGRADING OF PAARL WWTW/ 23/24-25/26	To conduct Geotechnical investigation, design, and	R5 000 000	WATERBERG DISTRICT	Bulk services	ISHS	Municipality	-23.7199443	27.6973744

Area of intervention in the NSDF and DDM	Annual commitments								
	Project Name	Project Description	Budget allocation	District Municipality	Specific Location	Project Leader	Social Partner	Longitude (East/West+X)	Longitude (North/South-Y)
	(N24040027/1) (N24040027/2) (N24040027/3)	install engineering services							
	IMPLEMENTING AGENT/HDA/SERVICES VINGERKRAAL (1000) 21/22 (N21030001/1)	To conduct Geotechnical investigation, design, and install engineering services	R2 000 000	WATERBERG DISTRICT	Augmentation of Bulk Water Supply	ISHS	Municipality	-24.788636,	27.737753
	Portion 39 of Berlin 209 KT Hoedspruit	To conduct Geotechnical investigation, design, and install engineering services	R300 000	MOPANI DISTRICT	209 KT Hoedspruit	ISHS	Municipality	24°20'45.53"S	30°56'33.60"E
	CAPRICORN/MOLEMOLE MUNI/TSHEDZA/UISP/23/24	To conduct Geotechnical investigation, design, and install engineering services	R300 000	CAPRICORN DISTRICT	Portion 2 and 8 of the farm Duitschland 169 LS (Mogwadi township)	ISHS	Municipality	23°22'2.67"S	29°20'1.99"E
	Vaalwater ext 6	Approval of the layout plan ,general plan by the surveyor general ,openong of township register, proclamation of the	R271 814	WATERBERG DISTRICT	137 KR	ISHS	Municipality	24°17'25.67"S	28° 6'22.75"E

Area of intervention in the NSDF and DDM	Annual commitments								
	Project Name	Project Description	Budget allocation	District Municipality	Specific Location	Project Leader	Social Partner	Longitude (East/West+X)	Longitude (North/South-Y)
		township and close out report.							
	Fourie/Kruger	Approval of the layout plan ,general plan by the surveyor general ,openong of township register, proclamatio n of the township and close out report.	R365 339	WATERBERG DISTRICT	44 KS (town)	ISHS	Municipaliti y	24°11'35.00"S	29° 00'58.0"E
	Mogalakwena ext 20	Approval of the layout plan ,general plan by the surveyor general ,openong of township register, proclamatio n of the township	R893 720	WATERBERG DISTRICT	44 KS (town)	ISHS	Municipaliti y	24°11'11.64"S	28°57'59.61"E

Area of intervention in the NSDF and DDM	Annual commitments								
	Project Name	Project Description	Budget allocation	District Municipality	Specific Location	Project Leader	Social Partner	Longitude (East/West+X)	Longitude (North/South-Y)
		and close out report.							
	Appies 11	Approval of the layout plan ,general plan by the surveyor general ,openong of township register, proclamatio n of the township and close out report.	R1 058 855	SEKHUKHUN E DISTRICT	298KT	ISHS	Municipalit y	24°37'48.90"S	30°21'8.08"E
	Appies 12	Approval of the layout plan ,general plan by the surveyor general ,openong of township register, proclamatio n of the township and close out report.	R432 647	SEKHUKHUN E DISTRICT	298KT	ISHS	Municipalit y	24°37'22.21"S	30°20'08.77"E

Area of intervention in the NSDF and DDM	Annual commitments								
	Project Name	Project Description	Budget allocation	District Municipality	Specific Location	Project Leader	Social Partner	Longitude (East/West+X)	Longitude (North/South -Y)
	Mogwadi	Approval of the layout plan ,general plan by the surveyor general ,openong of township register, proclamatio n of the township and close out report.	R248 113	CAPRICORN	Portion 2 and 8 of the farm Duitschland 169 LS (Mogwadi township)	ISHS	Municipality	24°20'45.53"S	30°56'33.60"E
	Land Acquisition		R1 798 667	CAPRICORN	TBA	ISHS	Municipality	-23.051424	29,916358
	Land Acquisition	Design and Construction of Internal Enginerering services for 200 sites	R1 498 667	MOPANI DISTRICT	TBA	ISHS	Municipality	-23,902314	29,452407
	Land Acquisition	Design and Construction of Internal Enginerering services for 220 sites	R1 798 666	WATERBERG DISTRICT	Skierlik	ISHS	Municipality	-23,902314	29,452407
	WATERBERG/BELABELA MUNI./LOATA(200)UISP/23/24 (Phase)	Design and Construction of Internal Enginerering services for 200 sites	R4 600 000	WATERBERG DISTRICT	Bela Bela Ext.25	ISHS	Municipality	-24,8603434	28,2639876

Area of intervention in the NSDF and DDM	Annual commitments								
	Project Name	Project Description	Budget allocation	District Municipality	Specific Location	Project Leader	Social Partner	Longitude (East/West+X)	Longitude (North/South-Y)
	WATERBERG/BELA-BELA MUNI./SIZAYE CON (200) UISP 23/24 (Phase)	Design and Construction of Internal Engineering services for 200 sites	R4 400 000	WATERBERG DISTRICT	Bela Bela Ext.25	ISHS	Municipality	-24,8603434	28,2639876
	WATERBERG/BELA-BELA MUNI./ZAKUMI/UISP/23/24 (Phase) 200	design and construction of community hall	R3 403 836	WATERBERG DISTRICT	Skierlik	ISHS	Municipality	-24,8603434	28,2639876
	WATERBERG/BELA-BELA MUNI./MONT CON (187) UISP/23/24 (Phase)	design and construction of community hall	R3 600 000	WATERBERG DISTRICT	Vaalwater ext.5	ISHS	Municipality	-24,8603434	28,2639876
	WATERBERG/MODIMOLLE-MOOKGOPONG MUNI./SAMTAK(176)UISP/23/24 (Phase)	TBA	R3 600 000	WATERBERG DISTRICT	Phagameng ext.13	ISHS	Municipality	-24,8603434	28,2639876
	WATERBERG/MODIMOLLE-MOOKGOPONG MUNI./TLOU INTERGRATED/UISP/23/24 (Phase)257 SITES	TBA	R2 227 111	WATERBERG DISTRICT	Bela Bela Ext.25	ISHS	Municipality	-24,6992771	28,4535819
	WATERBERG/BELA-BELA MUNI./KIPP/IUSP/23/24 (Phase)	Design and Construction of Internal Engineering services	R1 466 100	WATERBERG DISTRICT	Bela Bela Ext.25	ISHS	Municipality	-24,8603434	28,2639876
	WATERBERG/BELA-BELA MUNI./OLTATECH/IUSP/23/24 (Phase)	construction of 2.8 km bulk sewer	R1 196 111	WATERBERG DISTRICT	Bela Bela Ext.25	ISHS	Municipality	-24,8603434	28,2639876
	WATERBERG/BELA-BELA MUNI./KIPP/IRDP: SERVICES 22/23 (Belabela Ext 25)	Design and construction monitoring for sewer treatment upgrading. KMSD.	R5 060 869	WATERBERG DISTRICT	Alma	ISHS	Municipality	23°19'31.80"S	30°42'31.38"E.
	WATERBERG/MODIMOLLE-MOOKGOPONG MUNI./TSHEDZA UISP/23/24 (Phase)	Construction 500m access road. Bakoni	R1 505 930	WATERBERG DISTRICT	Vaalwater Ex 5	ISHS	Municipality	24°28'52.85"S	28° 5'16.65"E.

Area of intervention in the NSDF and DDM	Annual commitments								
	Project Name	Project Description	Budget allocation	District Municipality	Specific Location	Project Leader	Social Partner	Longitude (East/West+X)	Longitude (North/South-Y)
	WATERBERG/MODIMOLLE-MOOKGOPONG MUNI./KMSD/UIISP 23/24 (Phase)	Design and Construction of Internal Engineering services for 100 sites	R1 293 189	VHEMBE DISTRICT	Masisi	ISHS	Municipality	-24,6992771	28,4535819
	WATERBERG/MODIMOLLE-MOOKGOPHONG MUNI./DZ INVEST./UIISP 23/24 (Phase)	Design and Construction of Internal Engineering services	R1 914 454	VHEMBE DISTRICT	Nancefield	ISHS	Municipality	-24,8603434	28,2639876
	Bulk Sewer Pipeline Masisi, PHAMELA,	Design and Construction of Internal Engineering services	R1 359 536	VHEMBE DISTRICT	Masisi	ISHS	Municipality	22°25'30.09"S	30°51'27.87"E.
	Bulk Sewer Pipeline Nancefield PHAMELA, VOGELEZENG	Design And Construction Monitoring and Control for Bulk Water treatment works	R2 480 000	VHEMBE DISTRICT	Nancefield-	ISHS	Municipality	22°25'30.09"S	30°51'27.87"E.
	Bulk Water Pipeline Masisi, INFRAKINGS	Design and Construction of Internal Engineering services	R1 095 376	VHEMBE DISTRICT	Masisi	ISHS	Municipality	22°25'30.09"S	30°51'27.87"E.
	Bulk Water Pipeline Nancefield-OBITALS	Approval of the layout plan ,general plan by the surveyor general ,openong of township register, proclamation of the township	R1 609 113	VHEMBE DISTRICT	Masisi	ISHS	Municipality	22°25'30.09"S	30°51'27.87"E.

Area of intervention in the NSDF and DDM	Annual commitments								
	Project Name	Project Description	Budget allocation	District Municipality	Specific Location	Project Leader	Social Partner	Longitude (East/West+X)	Longitude (North/South-Y)
		and close out report.							
	Sewer Treatment Plant Masisi, TSHEDZA	Design And Construction Monitoring and Control for Bulk Water treatment works	R1 116 367	VHEMBE DISTRICT	Nancefield	ISHS	Municipality	22°25'30.09"S	30°51'27.87"E.
	Elevated water tank and boreholes at Masisi. KMSD	Approval of the layout plan ,general plan by the surveyor general ,openong of township register, proclamation of the township and close out report.	R1 255 036	VHEMBE DISTRICT	Musina	ISHS	Municipality	22°25'30.09"S	30°51'27.87"E.
	Sewer Treatment Plant Nancefield, THAMAGANE	Approval of the layout plan ,general plan by the surveyor general ,openong of township register, proclamation of the township and close out report.	R660 250	VHEMBE DISTRICT	Musina	ISHS	Municipality	22°25'30.09"S	30°51'27.87"E.
	Construction of Campel package plant. KIPP	Approval of the layout plan ,general plan by the	R2 259 600	VHEMBE DISTRICT	Malamulele	ISHS	Municipality	22°25'30.09"S	30°51'27.87"E.

Area of intervention in the NSDF and DDM	Annual commitments								
	Project Name	Project Description	Budget allocation	District Municipality	Specific Location	Project Leader	Social Partner	Longitude (East/West+X)	Longitude (North/South-Y)
		surveyor general ,openong of township register, proclamation of the township and close out report.							
	Construction of 200mm to 300mm sewer line, KIPP	Approval of the layout plan ,general plan by the surveyor general ,openong of township register, proclamation of the township and close out report.	R2 134 062	VHEMBE DISTRICT	Mavuyisi	ISHS	Municipality	22°25'30.09"S	30°51'27.87"E.
	Refurbishment and upgrading of sewer pump station KIPP	Approval of the layout plan ,general plan by the surveyor general ,openong of township register, proclamation of the township and close out report.	R30 000	SEKHUKHUNE DISTRICT	Masakaneng	ISHS	Municipality	-22,996758	30,7133890
	Upgrading/construction of bulk sewer line, KIPP	Approval of the layout plan ,general plan by the surveyor	R15 000	SEKHUKHUNE DISTRICT	Game Farm	ISHS	Municipality	-22,996758	30,7133890

Area of intervention in the NSDF and DDM	Annual commitments								
	Project Name	Project Description	Budget allocation	District Municipality	Specific Location	Project Leader	Social Partner	Longitude (East/West+X)	Longitude (North/South -Y)
		general ,openong of township register, proclamation of the township and close out report.							
	Construction of sewer line Mavuyisi School and Shopping Complex KIPP	Approval of the layout plan ,general plan by the surveyor general ,openong of township register, proclamation of the township and close out report.	R166 000	WATERBURG	MOGOPONG EXT15	ISHS	Municipality	-22,996758	30,7133890
	SEKHU/ELIAS MOTSOLEDI MUNI./AKWETHU ENG (61) UISP 23/24 (Phase)	Acquisition of land	R110 750	SEKHUKHUNE DISTRICT	Game Farm	ISHS	Municipality	25°11'47.72"S	29°55'8.63"E
	SEKHU/ELIAS MOTSOLEDI MUNI./LEKGAU(200)UISP 23/24 (Phase)	Acquisition of land	R698 436	SEKHUKHUNE DISTRICT	Game Farm	ISHS	Municipality	25°11'47.72"S	29°55'8.63"E
	waterburg/moodimole mokgopong MUNI./KMSD/UISP/23/24 (Phase)	Acquisition of land	R4 003 877	SEKHUKHUNE DISTRICT	Game Farm	ISHS	Municipality	25°11'47.72"S	29°55'8.63"E
	SEKHU/ELIAS MOTSOLEDI MUNI./HOKWANI CONS (UISP) 23/24 (Phase)	To conduct Geotechnical investigation, design, and install engineering services	R162 550	CAPRICORN DISTRICT	MOGWADI	ISHS	Municipality	25°11'47.72"S	29°55'8.63"E

Area of intervention in the NSDF and DDM	Annual commitments								
	Project Name	Project Description	Budget allocation	District Municipality	Specific Location	Project Leader	Social Partner	Longitude (East/West+X)	Longitude (North/South -Y)
	SEKHU/ELIAS MOTSOALEDI MUNI./ALCUTRIX(200)UISP 23/24 (Phase)	To conduct Geotechnical investigation, design, and install engineering services	R854 728	CAPRICORN DISTRICT	MOGWADI	ISHS	Municipality	-25,140393	29,3729030
	SEKHU/ELIAS MOTSOALEDI MUNI./MADUNA(200)UISP 23/24 (Phase)	To conduct Geotechnical investigation, design, and install engineering services	R1 002 245	CAPRICORN DISTRICT	MOGWADI	ISHS	Municipality	-25,140393	29,3729030
	SEKHU/ELIAS MOTSOALEDI MUNI./PTM(138)UISP 23/24 (Phase)	To conduct Geotechnical investigation, design, and install engineering services	R3 348 316	CAPRICORN DISTRICT	SENWABARWANA	ISHS	Municipality	-25,140393	29,3729030
	SEKHU/ELIAS MOTSOALEDI MUNI./TAMISCORE(200)UISP 23/24 (Phase)	Design And Construction Monitoring For The Bulk Sewer Pipeline (Estimated at 6.0km) at Vogelezang, South of Nancefield	R3 548 068	CAPRICORN DISTRICT	SENWABARWANA	ISHS	Municipality	-25,140393	29,3729030
	CAPRICORN/MOLEMOLE MUNI./TSHEDZA/UISP/23/24	Detailed Design, Contract documentation And Construction Monitoring For The Bulk	R3 753 143	MOPANI DISTRICT	UISP/ 23/24	ISHS	Municipality	23°22'2.67"S	29°20'1.99"E

Area of intervention in the NSDF and DDM	Annual commitments								
	Project Name	Project Description	Budget allocation	District Municipality	Specific Location	Project Leader	Social Partner	Longitude (East/West+X)	Longitude (North/South-Y)
		Sewer Pipelines(Gravity Line-700mm and rising main - 500M), And Sewer Pump Station At Senwabarwana							
	CAPRICON/MOLEMOLE MUNI/ZILOPROX/UISP/23/24	Detailed Design, Contract Documentation and Construction Monitoring and control for bulk engineering services for bulk sewer pipeline (estimated at 4.0km)	R3 484 934	MOPANI DISTRICT	UISP/ 23/24	ISHS	Municipality	23°22'2.67"S	29°20'1.99"E
	CAPRICON/MOLEMOLE MUNI/T2 TECH/UISP/23/24	Design And Construction Monitoring and Control for Bulk Water Pipeline At Giyani Extension H (Estimated at 4.0km)	R3 135 899	MOPANI DISTRICT	UISP/ 23/24	ISHS	Municipality	23°22'2.67"S	29°20'1.99"E
	CAPRICON/BLOUBERG MUNI/PHAMELA/UISP/23/24	Design And Construction Monitoring and Control for Bulk Water Pipeline At	R3 079 224	MOPANI DISTRICT	UISP/ 23/25	ISHS	Municipality	23°22'19.69" S	29°19'47.12"E.

Area of intervention in the NSDF and DDM	Annual commitments								
	Project Name	Project Description	Budget allocation	District Municipality	Specific Location	Project Leader	Social Partner	Longitude (East/West+X)	Longitude (North/South-Y)
		Giyani Extension F							
	CAPRICON/BLOUBERG MUNI./MVE CONSULTING/UISP/23/24	Detailed Design, Contract Documentation and Construction Monitoring and control for bulk engineering services for bulk sewer pipeline and upgrading of rietbok sewer pump station and construction of bulk sewer connector pipeline at Ha-Mawasha	R1 352 965	MOPANI DISTRICT	UISP/ 23/26	ISHS	Municipality	23°22'19.69" S	29°19'47.12"E.
	MOPANI/GIYANI MUNI./MONT/UISP/ 23/24		R3 885 862	various	VARIOUS	ISHS	Municipality	23°19'31.80"S	30°42'31.38"E.
	MOPANI/GIYANI MUNI./MONT/UISP/ 23/24	Design and Construction of Internal Engineering services for 200 sites	R4 973 668	WATERBERG DISTRICT	BELABELA EXT 25	ISHS	Municipality	23°19'31.80"S	30°42'31.38"E.
	MOPANI/GIYANI MUNI./MONT/UISP/ 23/24	Design and Construction of Internal Engineering services for 220 sites	R3 000 000	WATERBERG DISTRICT	BELABELA EXT 25	ISHS	Municipality	23°19'31.80"S	30°42'31.38"E.
	MOPANI/GIYANI MUNI./LPS/SERVICES 22/23 (Phase)	Design and Construction of	R3 173 490	WATERBERG DISTRICT	BELABELA EXT 25	ISHS	Municipality	23°19'31.80"S	30°42'31.38"E.

Area of intervention in the NSDF and DDM	Annual commitments								
	Project Name	Project Description	Budget allocation	District Municipality	Specific Location	Project Leader	Social Partner	Longitude (East/West+X)	Longitude (North/South-Y)
		Internal Engineering services for 200 sites							
	MOPANI/GIYANI MUNI./KHONZA/ SERVICES 22/23 (Phase)	Design and Construction of Internal Engineering services for 200 sites	R4 893 738	WATERBERG DISTRICT	BELABELA EXT 25	ISHS	Municipality	23°19'31.80"S	30°42'31.38"E.
	MOPANI/TZANEEN MUNI./RHANDZO/BULK SEWER 23/24 (Phase)	design and construction of community hall	R2 400 000	WATERBERG DISTRICT	PHAKGAMENGX 13	ISHS	Municipality	-24.688246	28.439506
	OPSCAP-HDA	design and construction of community hall	R5 000 000	WATERBERG DISTRICT	N/A	ISHS	Municipality	ASH	29.450072
	WATERBERG, BELABELA/ KASI BOY/(PHASE 3) 57 SITES	TBA	R2 139 640	WATERBERG DISTRICT	Skierlik	ISHS	Municipality	-24.608480,	27.386369
	WATERBERG, BELABELA/blabela ext.25, Lumar /(PHASE 3) 69 SITES	TBA	R2 819 274	WATERBERG DISTRICT		ISHS	Municipality	-24.905910,	28.295591
	WATERBERG, BELABELA/blabela x 25,METH /(PHASE 3) 110 SITES	Design and Construction of Internal Engineering services	R80 000	WATERBERG DISTRICT	Zuma Park	ISHS	Municipality	-24.688246	28.439506
	WATERBERG, BELABELA/Blabela x 25, SML /(PHASE 3) 141 SITES	construction of 2.8 km bulk sewer	R300 000	WATERBERG DISTRICT	Zuma Park	ISHS	Municipality	-24.688246	28.439506
	WATERBERG,MODIMOOLE PHAKGAMENGX 13, AES /(PHASE 3) 100 SITES	Design and construction monitoring for sewer treatment upgrading. KMSD.	R600 000	WATERBERG DISTRICT	Zuma Park	ISHS	Municipality	-24.688246	28.439506

Area of intervention in the NSDF and DDM	Annual commitments								
	Project Name	Project Description	Budget allocation	District Municipality	Specific Location	Project Leader	Social Partner	Longitude (East/West+X)	Longitude (North/South-Y)
	WATERBERG,MODIMOOLE PHAKGAMENGX 13, T2TECH /(PHASE 3) 100 SITES	Construction 500m access road. Bakoni	R900 000	WATERBERG DISTRICT	Phagameng ext.14	ISHS	Municipality	-24.688246	28.439506
	WATERBERG, MOGALAKWENA, T2TECH /(PHASE 3) 116 SITES	Design and Construction of Internal Engineering services for 100 sites	R1 400 000	MOPANI	SIYANDANI	ISHS	Municipality	<u>-23.300613,</u>	<u>30.638825</u>
	WATERBERG, THABAZIMBI, SKIRLEK, BPM2 /(PHASE 3) 200 SITES	Design and Construction of Internal Engineering services	R3 570 000	SEKHUKHUNE DISTRICT	GROBLASDALE	ISHS	Municipality	-25.178403,	29.392977
	WATERBERG, MODIMOLE, VALL WATER, Lumar /(PHASE 3) 55 SITES	Design and Construction of Internal Engineering services	R4 529 175	SEKHUKHUNE DISTRICT	Masakaneng	ISHS	Municipality	-25.172630,	29.356407
	WATERBERG, BELABELA/ ZUMAPARK, Marumo /(PHASE 3) 220 SITES	Design And Construction Monitoring and Control for Bulk Water treatment works	R2 500 000	SEKHUKHUNE DISTRICT	Rossenekal	ISHS	Municipality	<u>-25.194043,</u>	<u>29.917903</u>
	WATERBERG, BELABELA, ZUMA PARK, TAKUSA /(PHASE 3) 200 SITES	Design and Construction of Internal Engineering services	R2 500 000	SEKHUKHUNE DISTRICT	Game Farm	ISHS	Municipality	-22,996758	30,7133890
	WATERBERG, BELABELA/ZUMA PARK, ZILOPROX /(PHASE 3) 200 SITES	Approval of the layout plan ,general plan by the surveyor general ,openong of township	R2 500 000	SEKHUKHUNE DISTRICT	Rossenekal	ISHS	Municipality	<u>-25.194043,</u>	<u>29.917903</u>

Area of intervention in the NSDF and DDM	Annual commitments								
	Project Name	Project Description	Budget allocation	District Municipality	Specific Location	Project Leader	Social Partner	Longitude (East/West+X)	Longitude (North/South -Y)
		register, proclamation of the township and close out report.							
	WATERBERG/MODIMOLLE-MOOKGOPHONG MUNI./BASWA BULK SEWER LINE	Design And Construction Monitoring and Control for Bulk Water treatment works	R2 714 736	SEKHUKHUNE DISTRICT	Rossenekal	ISHS	Municipality	<u>-25.194043,</u>	<u>29.917903</u>
	MOPANI/GIYANI MUNI./MURULA/UISP/ 23/24, PSP	Approval of the layout plan ,general plan by the surveyor general ,openong of township register, proclamation of the township and close out report.	R2 188 200	MOPANI	GIYANI	ISHS	Municipality	-23.295118,	30.717334
	SEKHU/ELIAS MOTSOLEDI MUNI./MURULA, UISP 23/24 (Phase 3) UPGRADING OF WATER TRATEMENYT PLANT, WATER TOWER	Approval of the layout plan ,general plan by the surveyor general ,openong of township register, proclamation of the township and close out report.	R783 324	VHEMBE	Tshikundamalema	ISHS	Municipality	-25.169665,	29.354980

Area of intervention in the NSDF and DDM	Annual commitments								
	Project Name	Project Description	Budget allocation	District Municipality	Specific Location	Project Leader	Social Partner	Longitude (East/West+X)	Longitude (North/South-Y)
	SEKHU/ELIAS MOTSOLEDI MUNI./MURULA, UISP 23/24 (Phase 3) DESIGN BULK AND BULK WATER LINE AT MASAKANENG	Approval of the layout plan ,general plan by the surveyor general ,openong of township register, proclamation of the township and close out report.	R177 810	WATERBERG	Vaalwater Ext 1	ISHS	Municipality	24°28'52.85"S	28° 5'16.65"E.
	SEKHU/ELIAS MOTSOLEDI MUNI./SUPERIAL (Phase 3) UPGRADING OF WATER TRATEMENYT WORKS AND DRILING OF BOHOLES.	Approval of the layout plan ,general plan by the surveyor general ,openong of township register, proclamation of the township and close out report.	R194 413	MOPANI	Dan Ex	ISHS	Municipality	-25,140393	29,3729030
	SEKHU/ELIAS MOTSOLEDI MUNI./ VOLCANO, GAME FARM (Phase 3) 200 SITES	Approval of the layout plan ,general plan by the surveyor general ,openong of township register, proclamation of the township and close out report.	R934 790	SEKHUKHUNE DISTRICT	Rossenekal	ISHS	Municipality	<u>-25.194043,</u>	<u>29.917903</u>

Area of intervention in the NSDF and DDM	Annual commitments								
	Project Name	Project Description	Budget allocation	District Municipality	Specific Location	Project Leader	Social Partner	Longitude (East/West+X)	Longitude (North/South -Y)
	SEKHU/ELIAS MOTSOALEDI MUNI./SKOTANE(100)UISP 23/24 (Phase 3)	Approval of the layout plan ,general plan by the surveyor general ,openong of township register, proclamation of the township and close out report.	R483 884	SEKHUKHUNE DISTRICT	masakaneng	ISHS	Municipality	-25.172630,	29.356407
	SEKHU/ELIAS MOTSOALEDI MUNI/AES-(420)UISP 23/24 (Phase 3)	Approval of the layout plan ,general plan by the surveyor general ,openong of township register, proclamation of the township and close out report.	R2 193 305	Mopani	masakaneng	ISHS	Municipality	-25.172630,	29.356407
	MOP/GIYANI/LUMAR-(365) 20/21	Acquisition of land	R2 073 005	WATERBERG DISTRICT	Bulk services	ISHS	Municipality	30,801669	-23,303899
	Homu Community Hall	Acquisition of land	R2 400 000	WATERBERG DISTRICT	Augmentation of Bulk Water Supply	ISHS	Municipality	-23.332329,	30.779829
	Tshikundamalema Community Hall	Acquisition of land	R2 400 000	VHEMBE	Tshikundamalema	ISHS	Municipality	-22.927142,	30.636755
	Vaalwater Community Hall	To conduct Geotechnical investigation, design, and	R2 400 000	WATERBERG	Vaalwater Ext 2	ISHS	Municipality	24°28'52.85"S	28° 5'16.65"E.

Area of intervention in the NSDF and DDM	Annual commitments								
	Project Name	Project Description	Budget allocation	District Municipality	Specific Location	Project Leader	Social Partner	Longitude (East/West+X)	Longitude (North/South-Y)
		install engineering services							
	Dan-Reblocking. Sizeya	To conduct Geotechnical investigation, design, and install engineering services	R5 376 995	MOPANI	Dan Ex	ISHS	Municipality	-23.907424	30.266027
	Design and construction monitoring for sewer treatment upgrading. KMSD.	To conduct Geotechnical investigation, design, and install engineering services	R1 176 814	SEKHUKHUNE DISTRICT	Rossenekal	ISHS	Municipality	<u>-25.194043</u>	<u>29.917903</u>
	Construction 500m access road. Bakoni	To conduct Geotechnical investigation, design, and install engineering services	R6 023 982	SEKHUKHUNE DISTRICT	BERGURSFORD-EXT 58,	ISHS	Municipality	24°28'52.85"S	28° 5'16.65"E.
	WATERBERG, BELABELA, PHAGAMANG, MVE /(PHASE 3) 100 SITES	Design And Construction Monitoring For The Bulk Sewer Pipeline (Estimated at 6.0km) at Vozelezang, South of Nancefield	R2 210 700	WATERBERG	Phagameng ext.13	ISHS	Municipality	-24.692281,	28.420049
	2.8km Bulk sewer line,Phamela	Detailed Design,Contract documentation And	R1 186 627	CAPRICORN	Mmakotse	ISHS	Municipality	24°28'52.85"S	28° 5'16.65"E.

Area of intervention in the NSDF and DDM	Annual commitments								
	Project Name	Project Description	Budget allocation	District Municipality	Specific Location	Project Leader	Social Partner	Longitude (East/West+X)	Longitude (North/South -Y)
		Construction Monitoring For The Bulk Sewer Pipelines(Gravity Line- 700mm and rising main - 500M), And Sewer Pump Station At Senwabarwana							
	MOP/GIYANI/LUMAR-(365) 20/21	Detailed Design, Contract Documentation and Construction Monitoring and control for bulk engineering services for bulk sewer pipeline (estimated at 4.0km)	R2 073 005	Mopani		ISHS	Municipality	30,801669	-23,303899
	IMPLEMENTING AGENT/HDA/UPGRADING OF PAARL WWTW/ 23/24-25/26 (N24040027/1) (N24040027/2) (N24040027/3)	Design And Construction Monitoring and Control for Bulk Water Pipeline At Giyani Extension H (Estimated at 4.0km)	R5 000 000	WATERBERG DISTRICT	Bulk services	ISHS	Municipality	-23.7199443	27.6973744
	IMPLEMENTING AGENT/HDA/SERVICES	Design And Construction Monitoring and	R2 000 000	WATERBERG DISTRICT	Augmentation of Bulk Water Supply	ISHS	Municipality	-24.788636,	27.737753

Area of intervention in the NSDF and DDM	Annual commitments								
	Project Name	Project Description	Budget allocation	District Municipality	Specific Location	Project Leader	Social Partner	Longitude (East/West+X)	Longitude (North/South-Y)
	VINGERKRAAL (1000) 21/22 (N21030001/1)	Control for Bulk Water Pipeline At Giyani Extension F							
	Portion 39 of Berlin 209 KT Hoedspruit	Detailed Design, Contract Documentation and Construction Monitoring and control for bulk engineering services for bulk sewer pipeline and upgrading of rietbok sewer pump station and construction of bulk sewer connector pipeline at Ha-Mawasha	R300 000	MOPANI DISTRICT	209 KT Hoedspruit	ISHS	Municipality	24°20'45.53"S	30°56'33.60"E
	CAPRICORN/MOLEMOLE MUNI/TSHEDZA/UISP/23/24		R300 000	CAPRICORN DISTRICT	Portion 2 and 8 of the farm Duitschland 169 LS (Mogwadi township)	ISHS	Municipality	23°22'2.67"S	29°20'1.99"E
Total			18110600						

Follow us on:  : Limpopo CoGHSTA Official

 : L-CoGHSTA-Official

 : www.coghsta.limpopo.gov.za



0800 864 729 (Premier Hotline)



17737 (Presidential Hotline)



www.coghsta.limpopo.gov.za